

[54] MICROWAVE OVEN

[75] Inventors: Kenichi Haruguchi; Takao Miyake; Masayoshi Kawaishi; Masafumi Numano; Kazuo Tsujimoto, all of Osaka, Japan

[73] Assignee: Sharp Corporation, Osaka, Japan

[\*\*] Term: 14 Years

[21] Appl. No.: 341,667

[22] Filed: Jan. 22, 1982

[30] Foreign Application Priority Data

Jul. 23, 1981 [JP] Japan ..... 56-32865

[52] U.S. Cl. .... D7/351

[58] Field of Search ..... D7/351; 219/10.55 R, 219/10.55 B

[56] References Cited

U.S. PATENT DOCUMENTS

- D. 249,996 10/1978 Suganoya et al. .... D7/351
- D. 266,641 10/1982 Yamamura et al. .... D7/351
- D. 268,080 3/1983 Haruguchi et al. .... D7/351
- D. 268,161 3/1983 Yamamura et al. .... D7/351
- 3,735,081 5/1973 Foerstner ..... 219/10.55 B

OTHER PUBLICATIONS

Foodservice Equipment Specialist-Mar. 1980-p. 25, Wisco, "The Classic I" Microwave.

Primary Examiner—Wallace R. Burke

Assistant Examiner—Lynn Wilder

Attorney, Agent, or Firm—Flehr, Hohbach, Test, Albritton & Herbert

[57] CLAIM

The ornamental design for a microwave oven, as shown and described.

DESCRIPTION

FIG. 1 is a perspective view of the microwave oven showing our new design;

FIG. 2 is a front elevational view thereof with the door open;

FIG. 3 is a front elevational view thereof with the door closed;


FIG. 4 is a rear elevational view thereof;

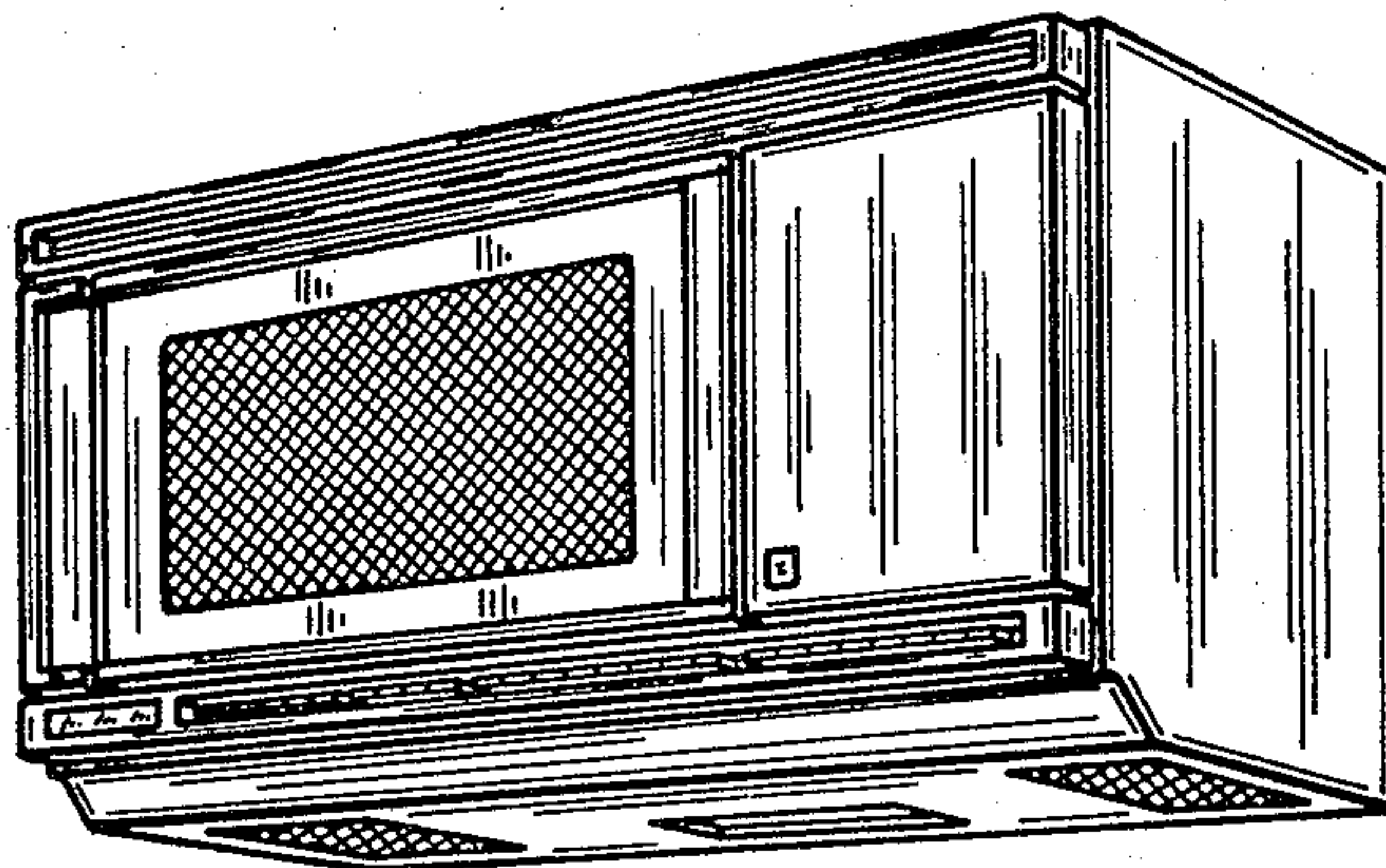
FIG. 5 is a top plan view thereof;

FIG. 6 is a bottom plan view thereof;


FIG. 7 is a right side elevational view thereof; and

FIG. 8 is a left side elevational view thereof.

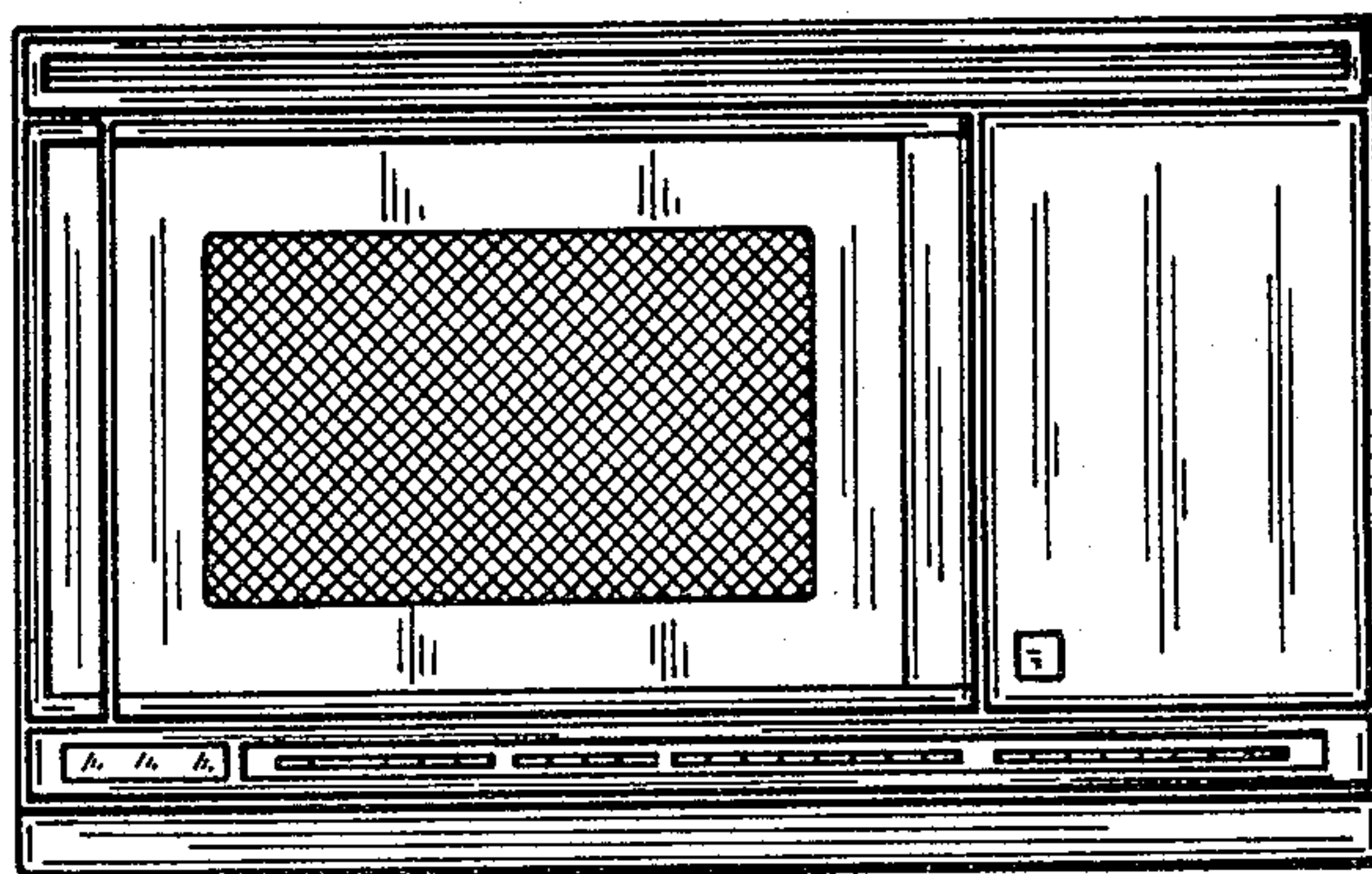




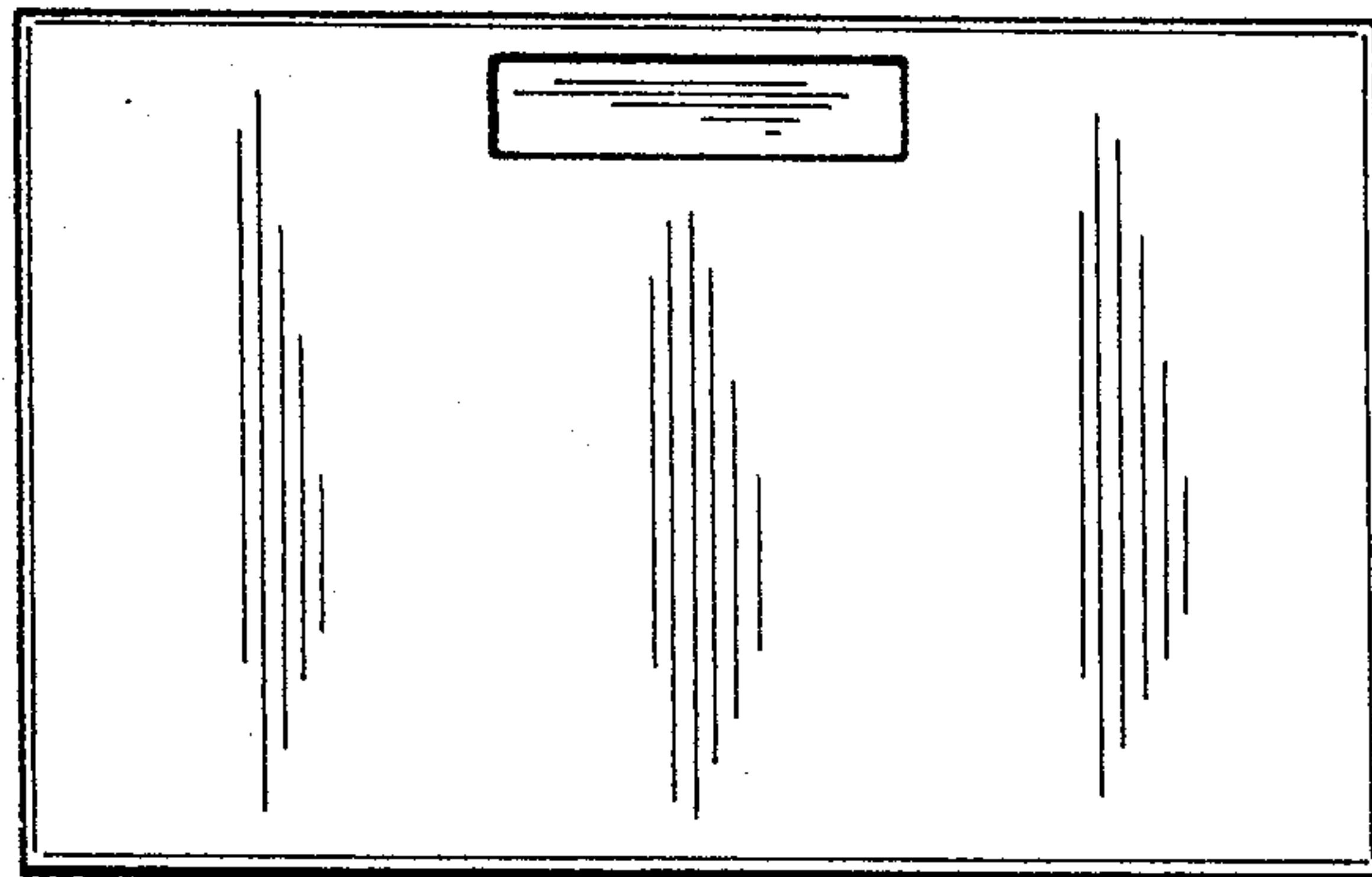
**FIG\_1**




**FIG\_2**



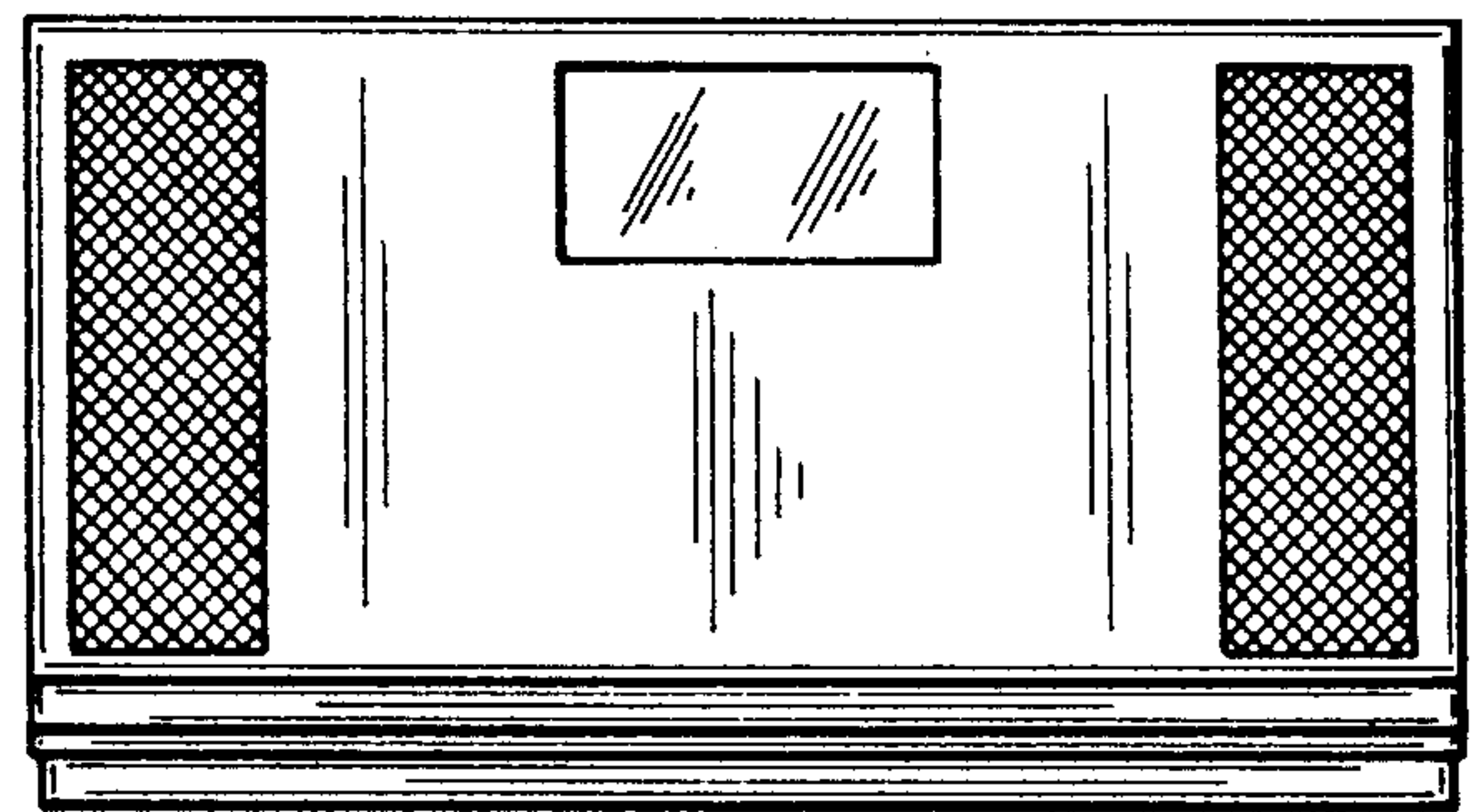
**FIG\_3**




**FIG\_4**




**FIG\_5**



**FIG\_6**



**FIG\_7**



**FIG\_8**