

[54] SURGICAL ASPIRATION HANDPIECE

[75] Inventors: Robert F. Spetzler, Shaker Heights, Ohio; Alfred A. Iversen, Minnetonka, Minn.

[73] Assignee: PMT, Hopkins, Minn.

[**] Term: 14 Years

[21] Appl. No.: 419,041

[22] Filed: Sep. 16, 1982

[52] U.S. Cl. D24/26; D24/99; D24/54

[58] Field of Search D24/26, 54, 99; 604/118, 119, 45

[56] References Cited

U.S. PATENT DOCUMENTS

- D. 223,247 4/1972 Brodsky et al. D24/54
- D. 232,325 8/1974 Durden D24/26
- D. 248,774 8/1978 Vällfors D24/54

- D. 253,247 10/1979 Gill D24/26
- D. 264,246 5/1982 Ekbladh D24/26 X
- 3,208,145 9/1965 Turner 604/45 X
- 3,885,565 5/1975 Satchell 604/119
- 4,049,000 9/1977 Williams 604/119
- 4,299,221 11/1981 Phillips et al. 604/119
- 4,314,560 2/1982 Helfgott et al. 604/118 X

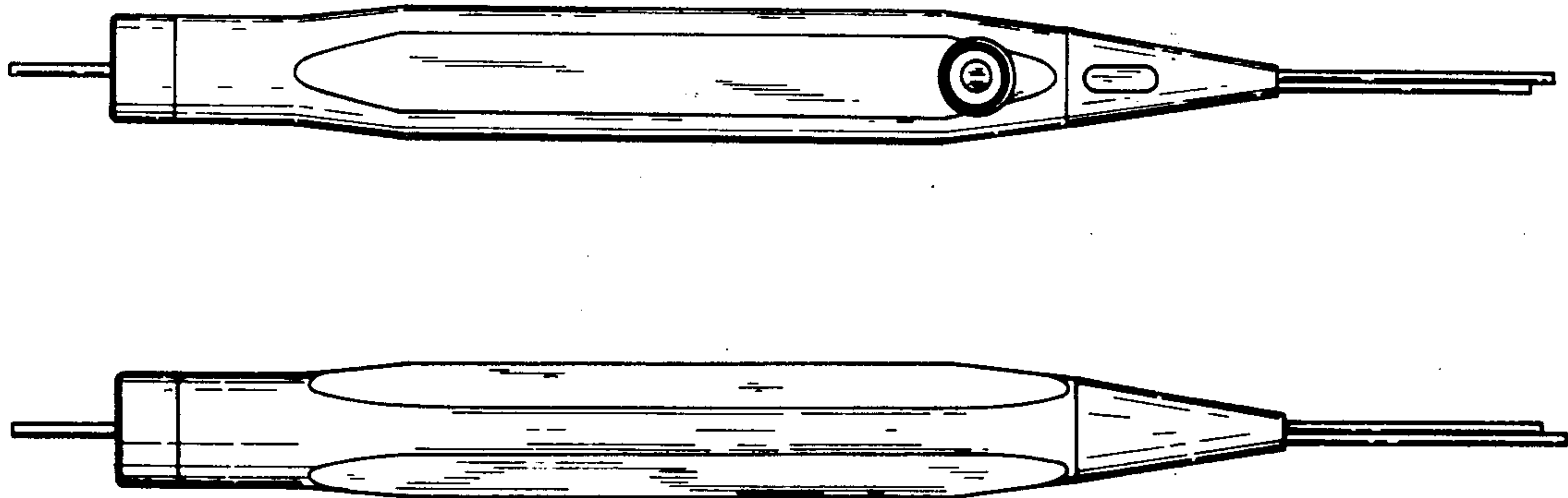
Primary Examiner—Bernard Ansher
Attorney, Agent, or Firm—Hugh D. Jaeger

[57] CLAIM

The ornamental design for a surgical aspiration hand-piece, as shown.

DESCRIPTION

FIG. 1 is a top plan view of a surgical aspiration hand-piece, showing my new design;
FIG. 2 is a right side elevation thereof;
FIG. 3 is a left side elevation thereof;
FIG. 4 is a bottom plan view thereof;
FIG. 5 is a front elevation thereof; and,
FIG. 6 is a rear elevation thereof.






FIG. 1



FIG. 2




FIG. 3



FIG. 4

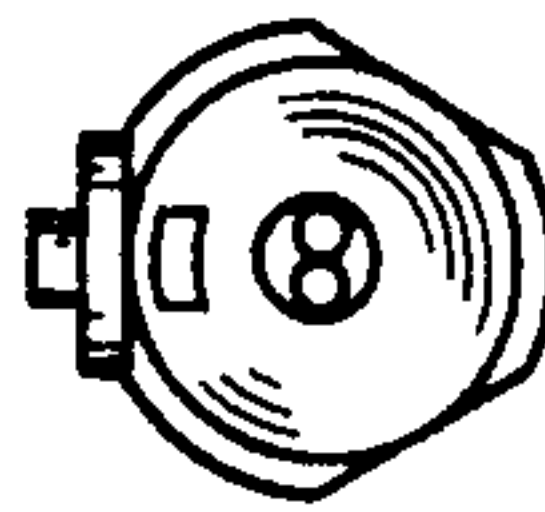


FIG. 5

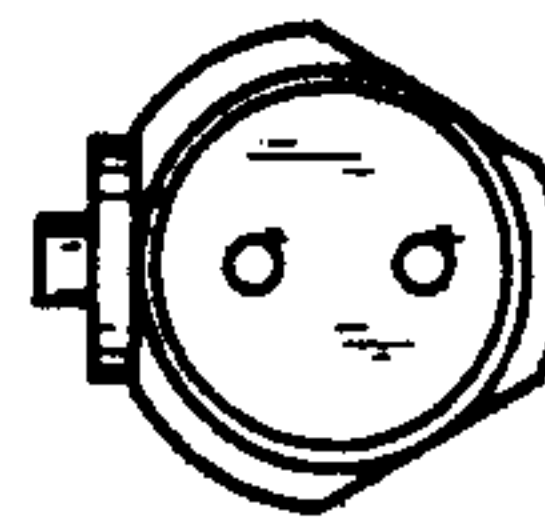


FIG. 6