

[54] **ROLLER BIT**

[75] Inventor: **Karl-Erik Kangas**, Fagersta, Sweden

[73] Assignee: **Fagersta AB**, Fagersta, Sweden

[**] Term: **14 Years**

[21] Appl. No.: **257,874**

[22] Filed: **Apr. 27, 1981**

[30] **Foreign Application Priority Data**

Nov. 18, 1980 [SE] Sweden 80 2298

[52] U.S. Cl. **D15/21**

[58] Field of Search D15/138, 239, 21;
175/329, 336, 374, 377, 378

2,687,875 8/1954 Morton et al. 175/374

3,442,342 5/1969 McElya et al. 175/374

4,187,922 2/1980 Phelps 175/374

4,343,371 8/1982 Baker III et al. 175/336

Primary Examiner—Wallace R. Burke
Assistant Examiner—Suzanne N. Gitlin
Attorney, Agent, or Firm—Larson and Taylor

[57] **CLAIM**

The ornamental design for a roller bit, as shown and described.

DESCRIPTION

FIG. 1 is a top plan view of a roller bit showing my new design.

FIG. 2 is a side elevational view taken in the direction of any one of the three arrows 2 in FIG. 1;

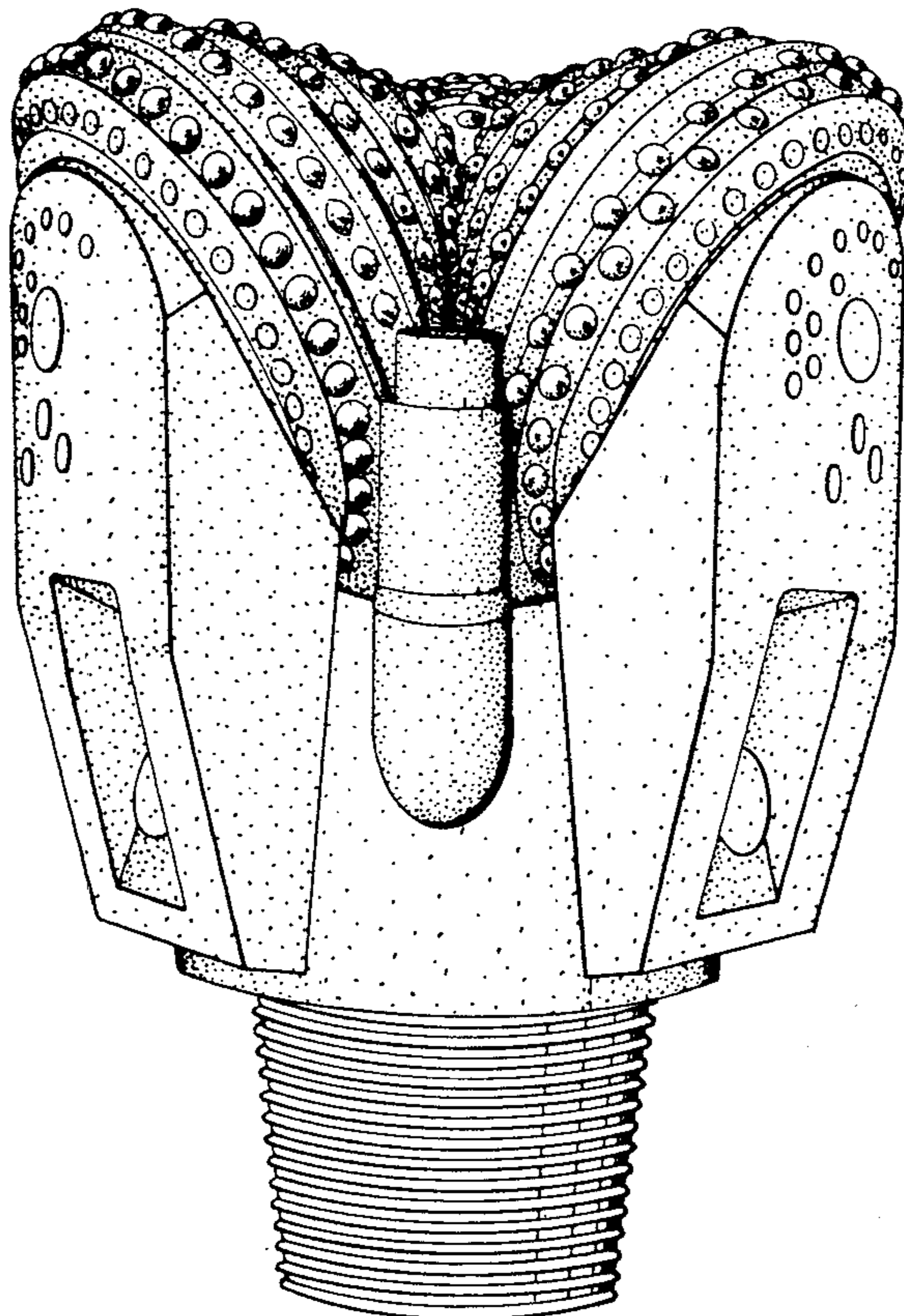
FIG. 3 is a side elevational view taken in the direction of any one of the three arrows 3 in FIG. 1.

FIG. 4 is a bottom plan view thereof.

[56] **References Cited**

U.S. PATENT DOCUMENTS

D. 265,205 6/1982 Munson D15/139






Fig. 1

Fig. 2

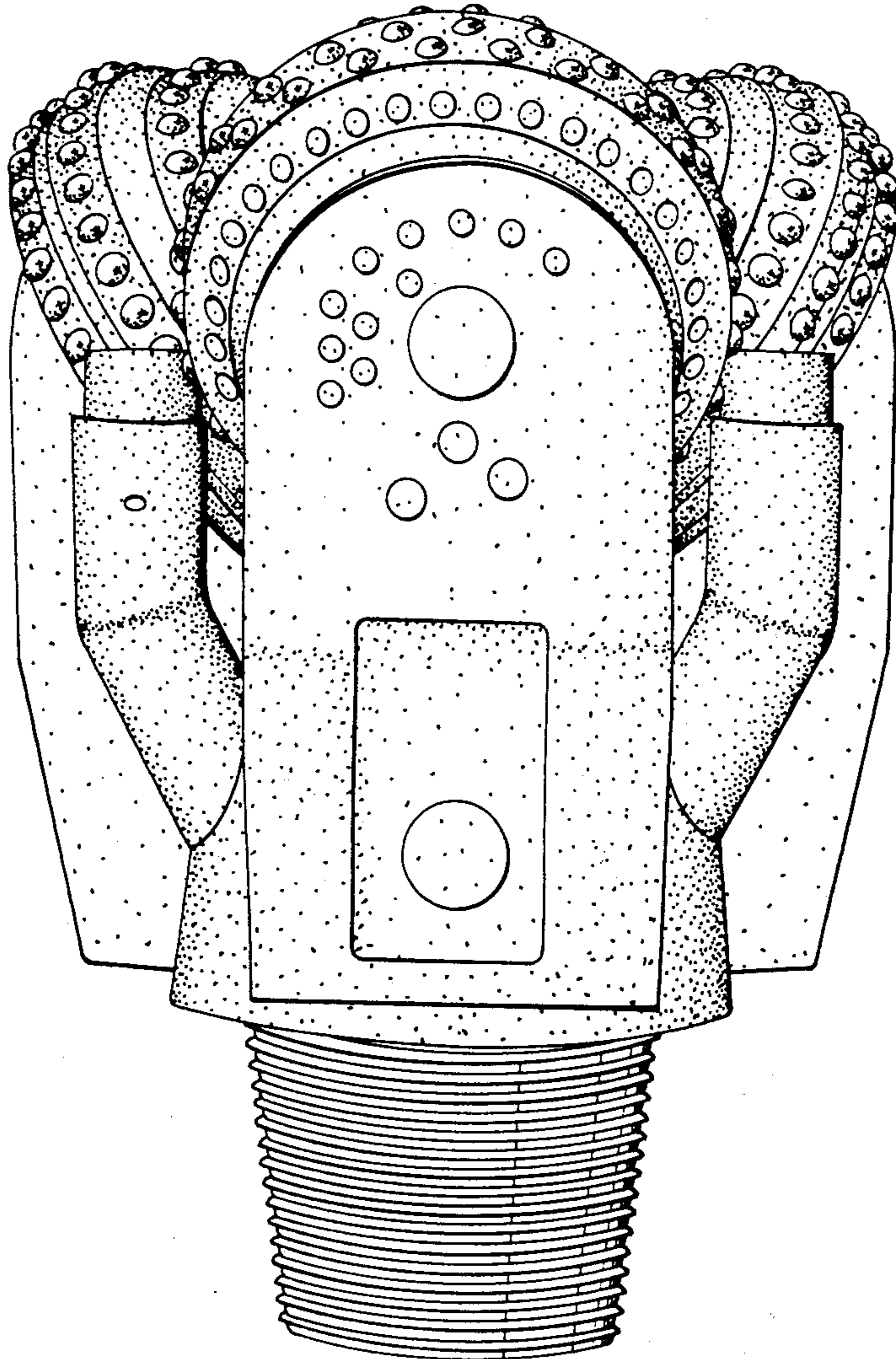


Fig. 3

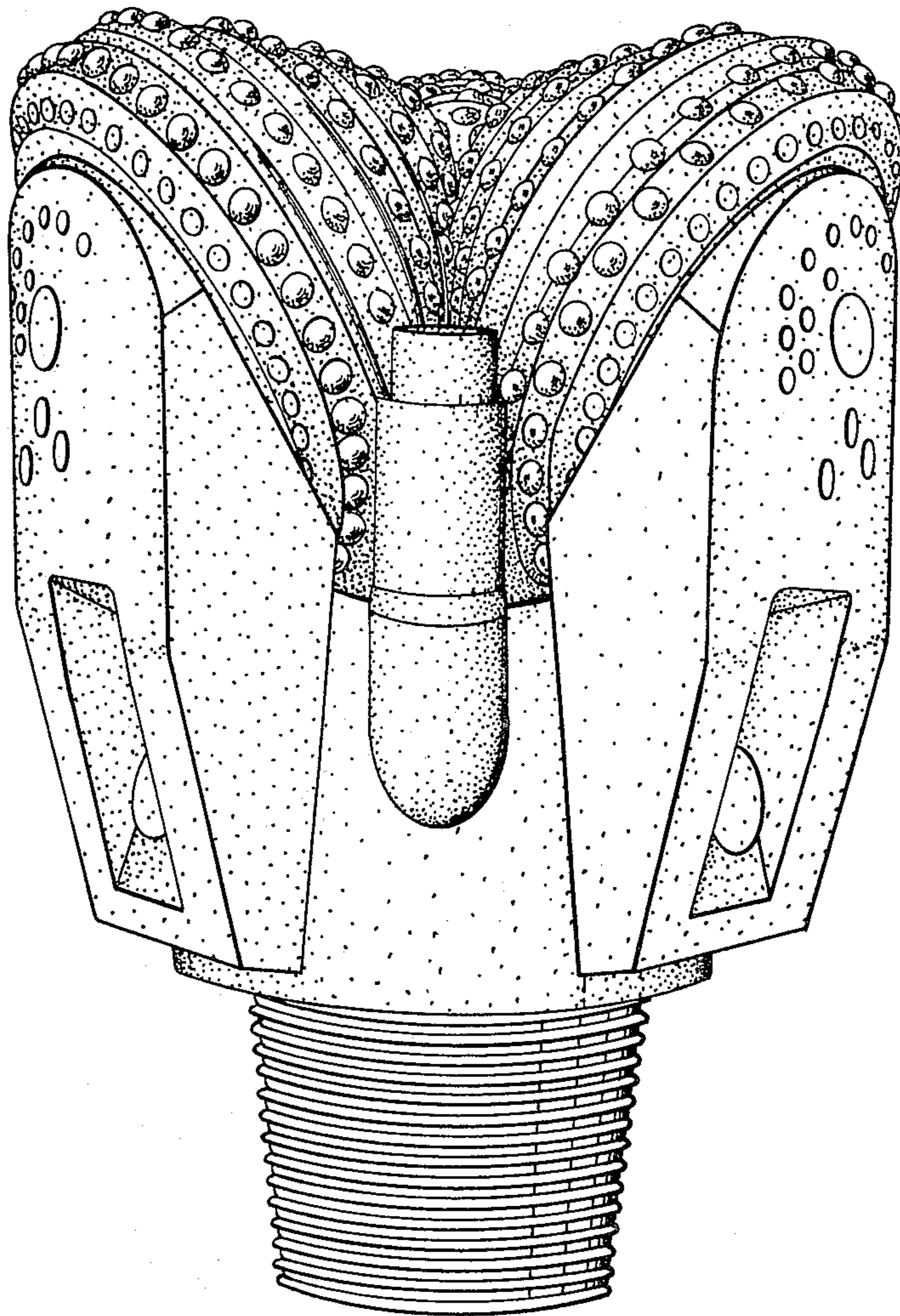


Fig. 4

