

[54] **ROTARY CULTIVATING TOOL**

[76] Inventor: **Henry P. Dellinger**, 1036 Pineglen Dr., Forest Park, Ga. 30050

[ \* ] Notice: The portion of the term of this patent subsequent to Feb. 22, 1997 has been disclaimed.

[\*\*] Term: **14 Years**

[21] Appl. No.: **270,909**

[22] Filed: **Jun. 5, 1981**

**Related U.S. Application Data**

[62] Division of Ser. No. 213,189, Dec. 4, 1980, Pat. No. Des. 268,000.

[52] U.S. Cl. .... **D8/8**

[58] Field of Search ..... **D8/13, 1; 172/349, 350, 172/531**

**References Cited**

**U.S. PATENT DOCUMENTS**

- D. 171,859 3/1954 PeHus ..... D8/8
- D. 173,546 11/1954 Stromberg ..... D8/13
- D. 209,914 1/1968 Beinert ..... D8/8

- D. 251,768 5/1979 Dellinger ..... D8/7
- D. 268,000 2/1983 Dellinger ..... D8/8
- 809,109 1/1906 Haynie ..... 172/349
- 1,486,053 3/1924 Stewart ..... 172/350
- 2,973,188 2/1961 Howe ..... 172/531
- 3,094,174 6/1963 Miller et al. .... 172/531
- 3,605,907 9/1971 Schuring et al. .... 172/349
- 4,336,845 6/1982 Kolb ..... 172/349

*Primary Examiner*—Wallace R. Burke  
*Assistant Examiner*—Horace B. Fay  
*Attorney, Agent, or Firm*—James B. Middleton

[57] **CLAIM**

The ornamental design for a rotary cultivating tool, as shown and described.

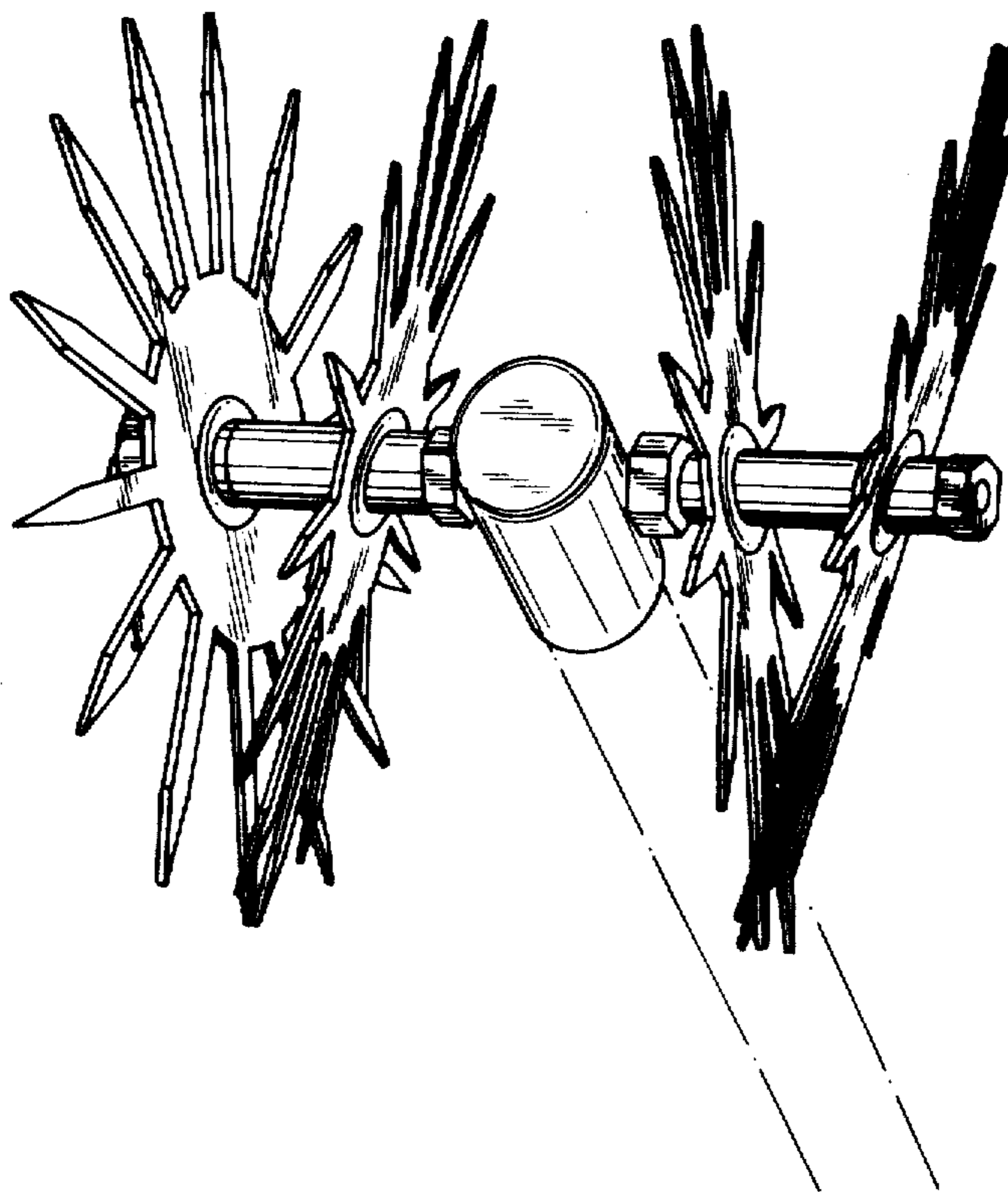
**DESCRIPTION**

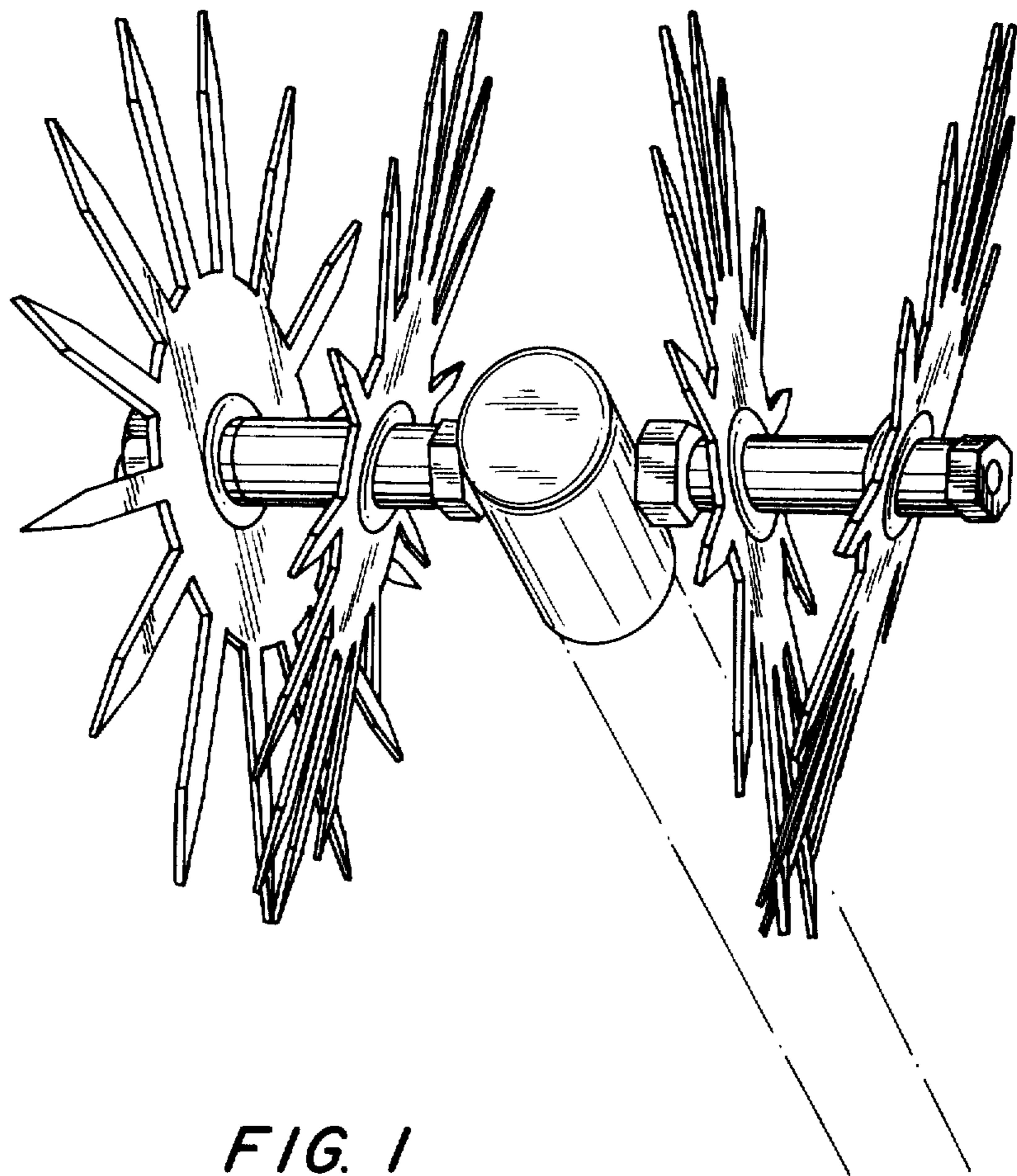
FIG. 1 is a perspective view of a rotary cultivating tool embodying the new design and showing the left end of the tool;

FIG. 2 is a right end elevational view of the tool shown in FIG. 1; and,

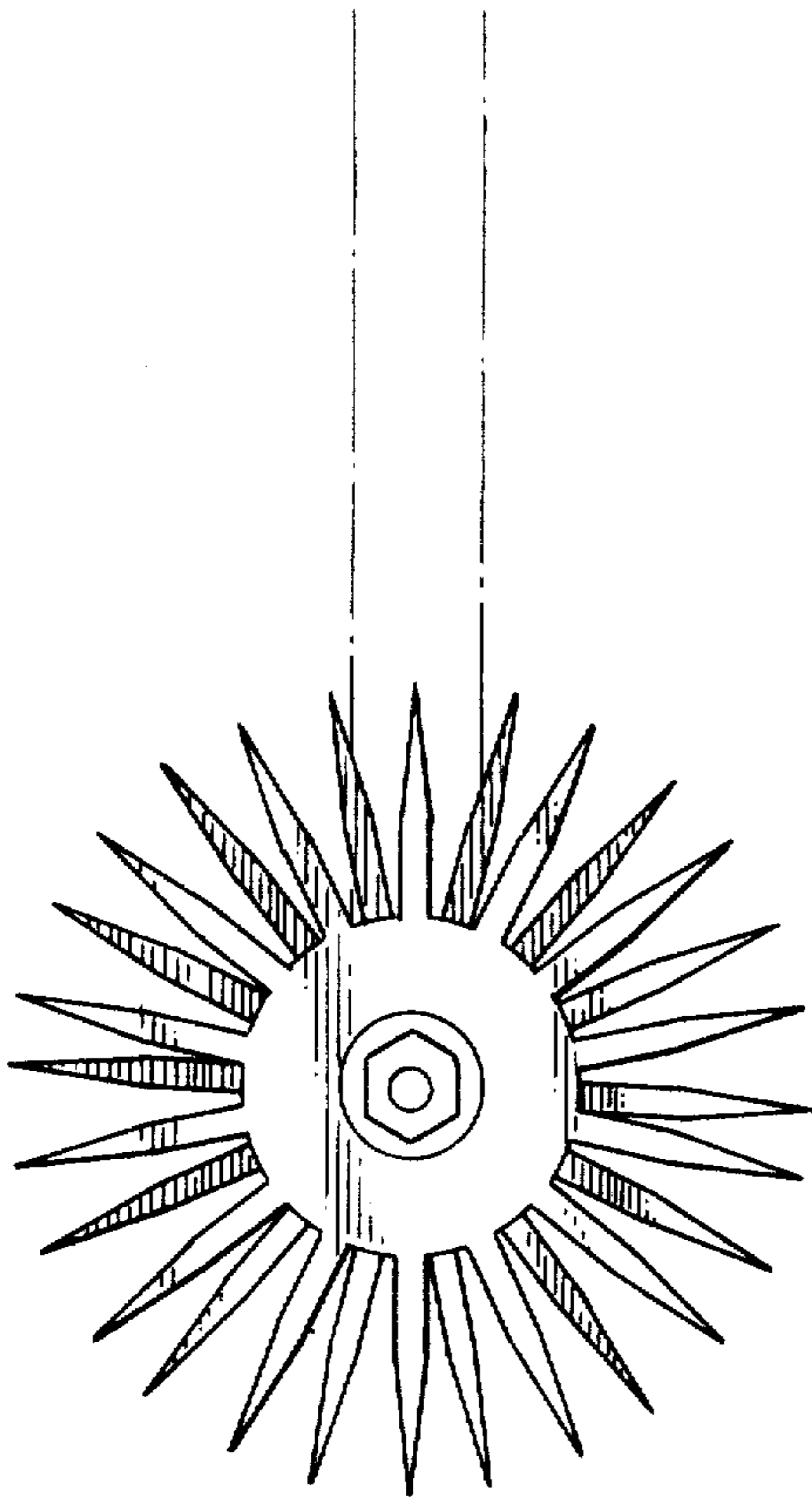
FIG. 3 is a front elevational view of the tool shown in FIGS. 1 and 2.

The broken lines are shown for illustrative purposes only.

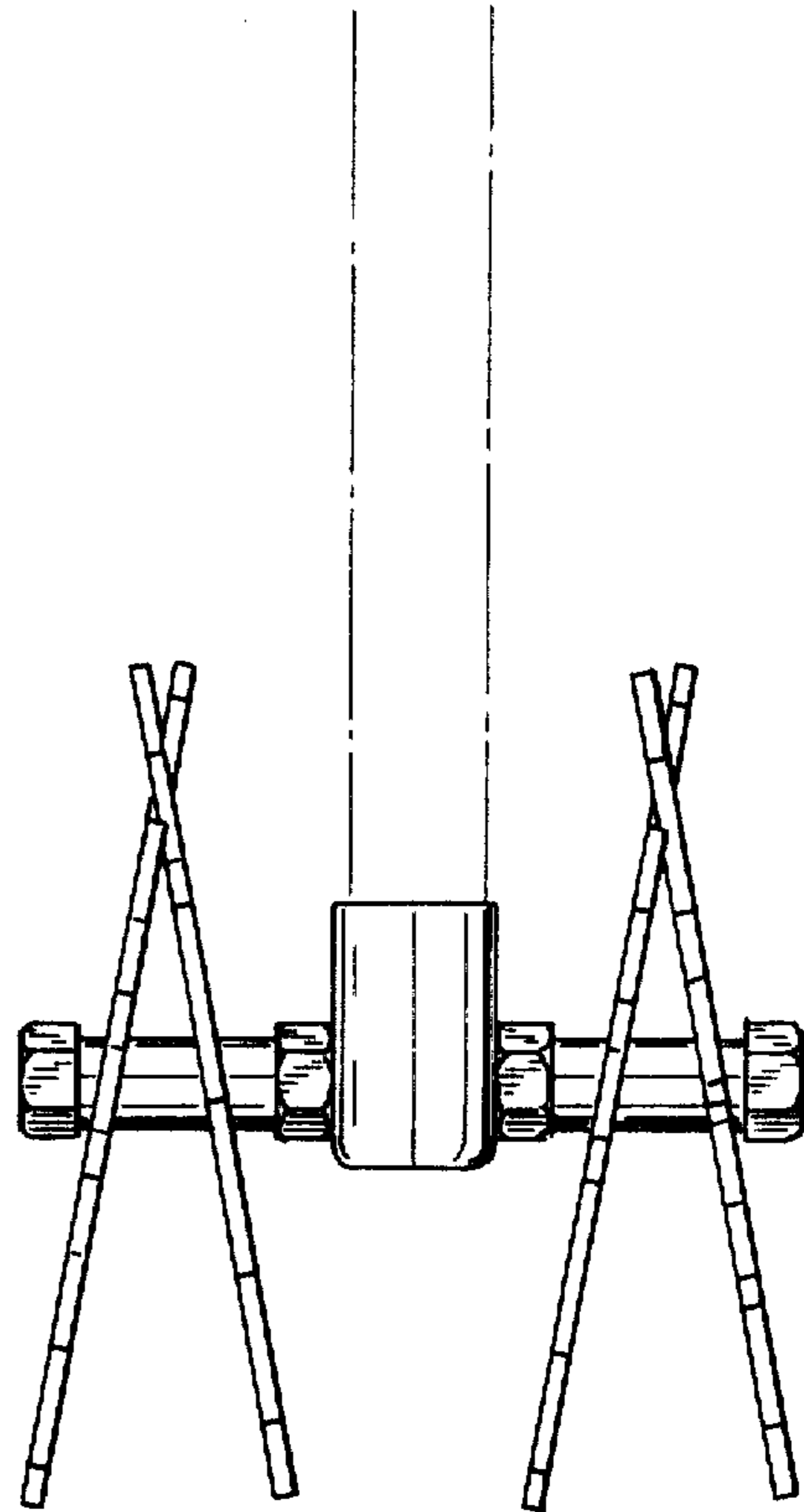




*FIG. 1*



*FIG. 2*



*FIG. 3*