

[54] **SLIDABLE BEDCLOTHES RACK FOR INSERTION BETWEEN A MATTRESS AND BOX SPRINGS**

2,979,736 4/1961 Kemman 5/504
3,435,469 4/1969 Fricke 5/504
4,178,645 12/1979 Cosme 5/426

[76] Inventors: **Edward F. Sanker; Mary B. Sanker**, both of 319 Beech Ave., Wyoming, Ohio 45215

Primary Examiner—Louis S. Zarfes
Assistant Examiner—Carmen H. Vales
Attorney, Agent, or Firm—Frost & Jacobs

[**] Term: **14 Years**

[57] **CLAIM**

[21] Appl. No.: **282,383**

The ornamental design for a slidable bedclothes rack for insertion between a mattress and box springs, substantially as shown and described.

[22] Filed: **Jul. 13, 1981**

DESCRIPTION

[52] U.S. Cl. **D6/84; D6/181**

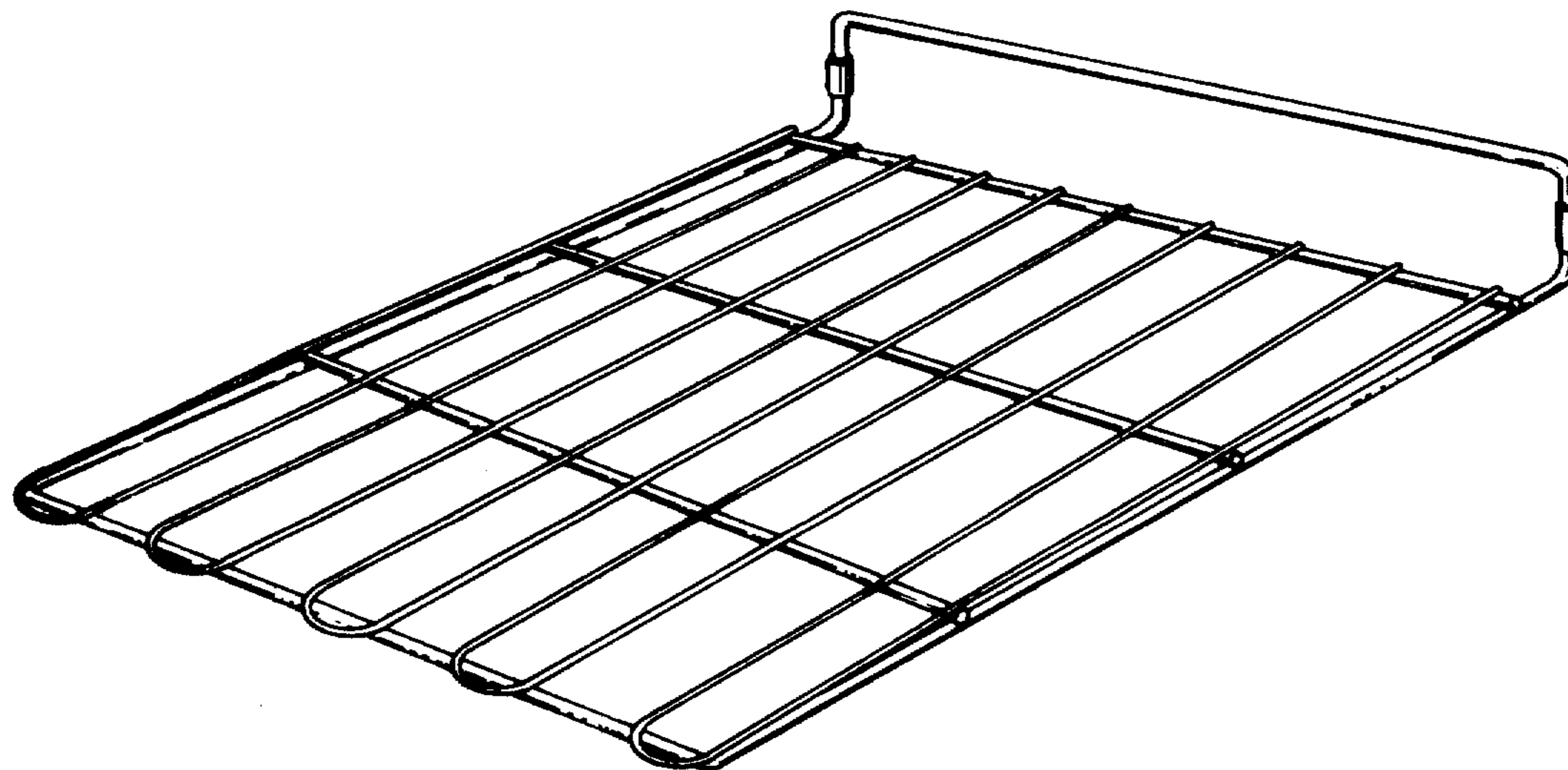
[58] **Field of Search** D6/181, 191, 192, 198, D6/79, 84; D15/89; D7/388, 408, 409; 211/181; 5/503, 504, 505, 506, 425, 426, 427, 428, 429, 430

FIG. 1 is a perspective view of the slidable bedclothes rack for insertion between a mattress and box springs showing our new design;
FIG. 2 is a top, plan view;
FIG. 3 is a bottom plan view;
FIG. 4 is a side elevational view, the opposite side being a mirror image thereof;
FIG. 5 is a left end elevational view thereof; and
FIG. 6 is a right end elevational view thereof.

[56] **References Cited**

U.S. PATENT DOCUMENTS

2,793,760 5/1957 Zel et al. 211/181



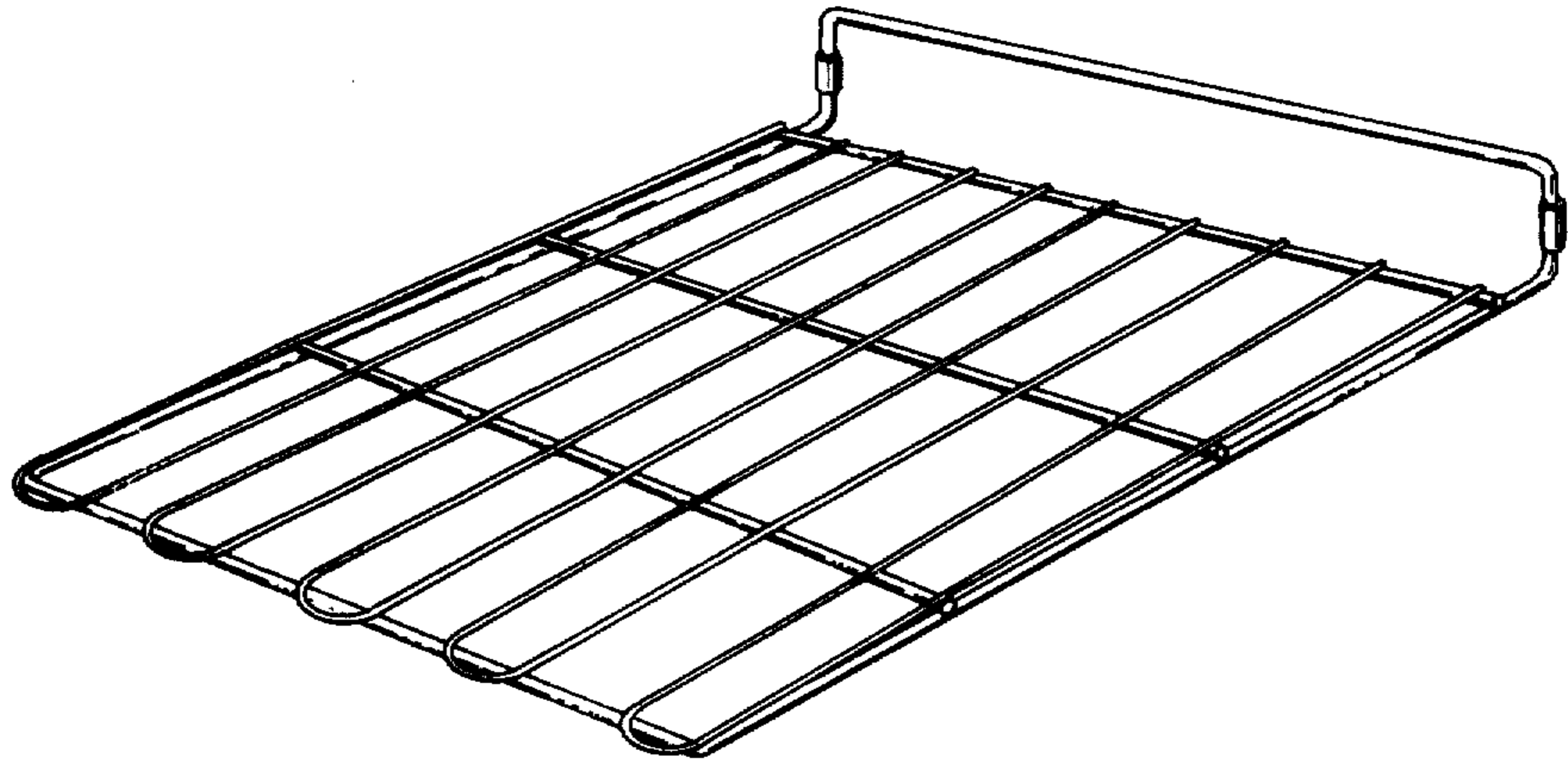


FIG 1




FIG 2




FIG 3




FIG 4

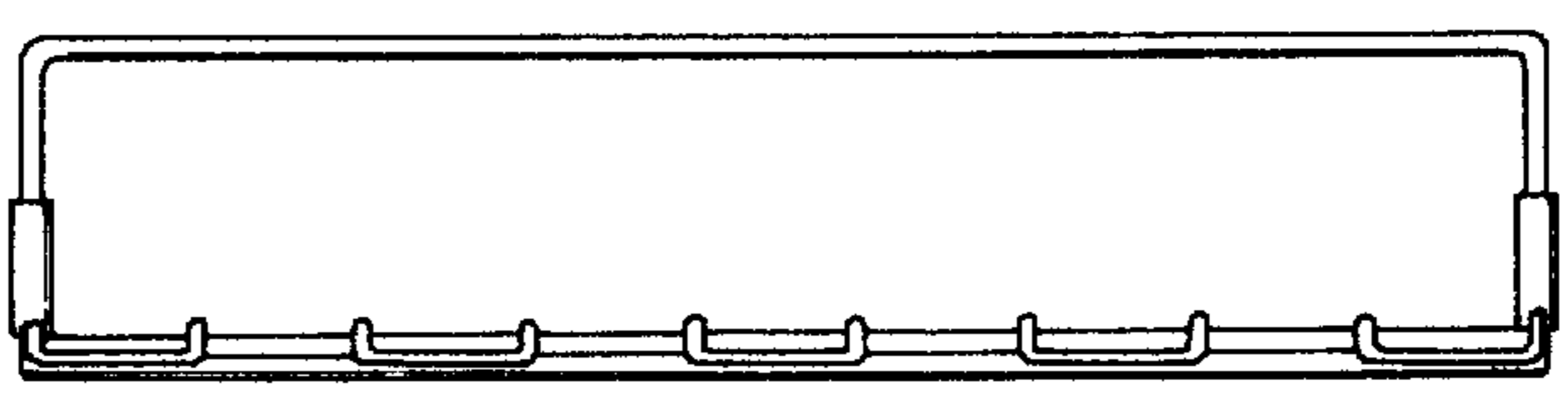


FIG 5

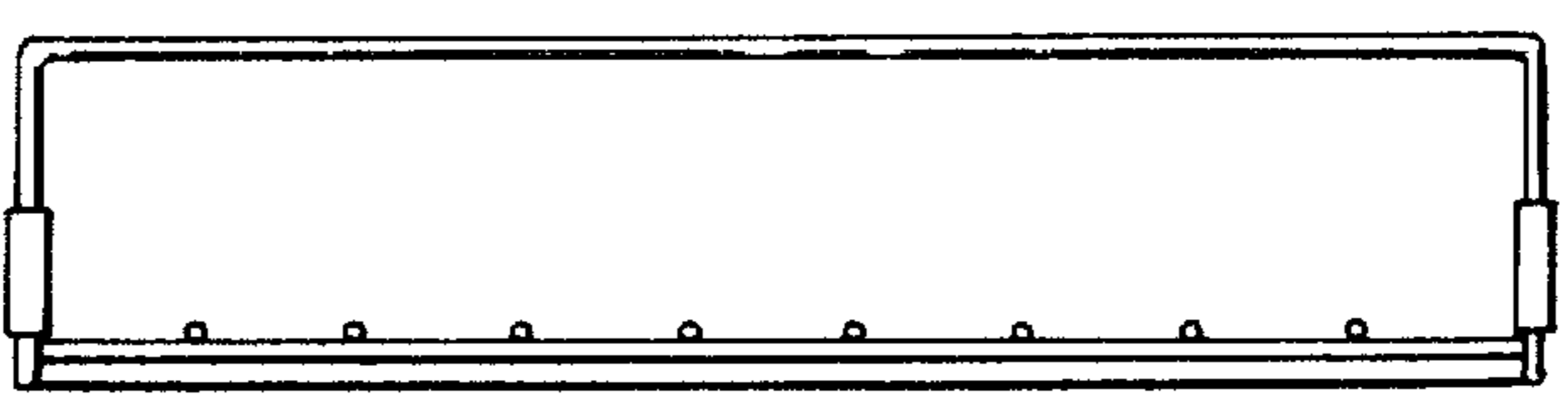


FIG 6