

[54] ACOUSTIC TELEPHONE ENCLOSURE AND CANOPY THEREFOR

[75] Inventors: Robert L. Benedetti, Clark; Lajos Novak, Rivervale, both of N.J.

[73] Assignee: Western Electric Co., Inc., New York, N.Y.

[**] Term: 14 Years

[21] Appl. No.: 338,720

[22] Filed: Jan. 11, 1982

[52] U.S. Cl. D6/25; D6/20; D6/132; D25/16

[58] Field of Search D6/20, 25, 132, 181; D25/16; 52/27, 36; 179/183

[56] References Cited

U.S. PATENT DOCUMENTS

- D. 189,129 11/1960 Turner D25/16
- D. 197,215 12/1963 Dreyfuss D25/16
- D. 212,081 8/1968 Dreyfuss et al. D25/16
- D. 221,629 8/1971 King D25/16
- D. 244,381 5/1977 Crump et al. D25/16

- D. 250,602 12/1978 Ambrosio et al. D25/16
- D. 257,416 10/1980 King D6/27
- D. 257,705 12/1980 Frammer D6/25
- D. 260,702 9/1981 Hannula et al. D6/20
- 3,338,002 8/1967 Ericsson et al. 179/183

OTHER PUBLICATIONS

Sweet's Architectural Catalog File; 1978; sec. 10.9/Aco; p. 6; ADCO Acoustical Booth.

Primary Examiner—B. J. Bullock
Attorney, Agent, or Firm—R. F. Kip, Jr.

[57] CLAIM

The ornamental design for an acoustic telephone enclosure and canopy therefor, as shown and described.

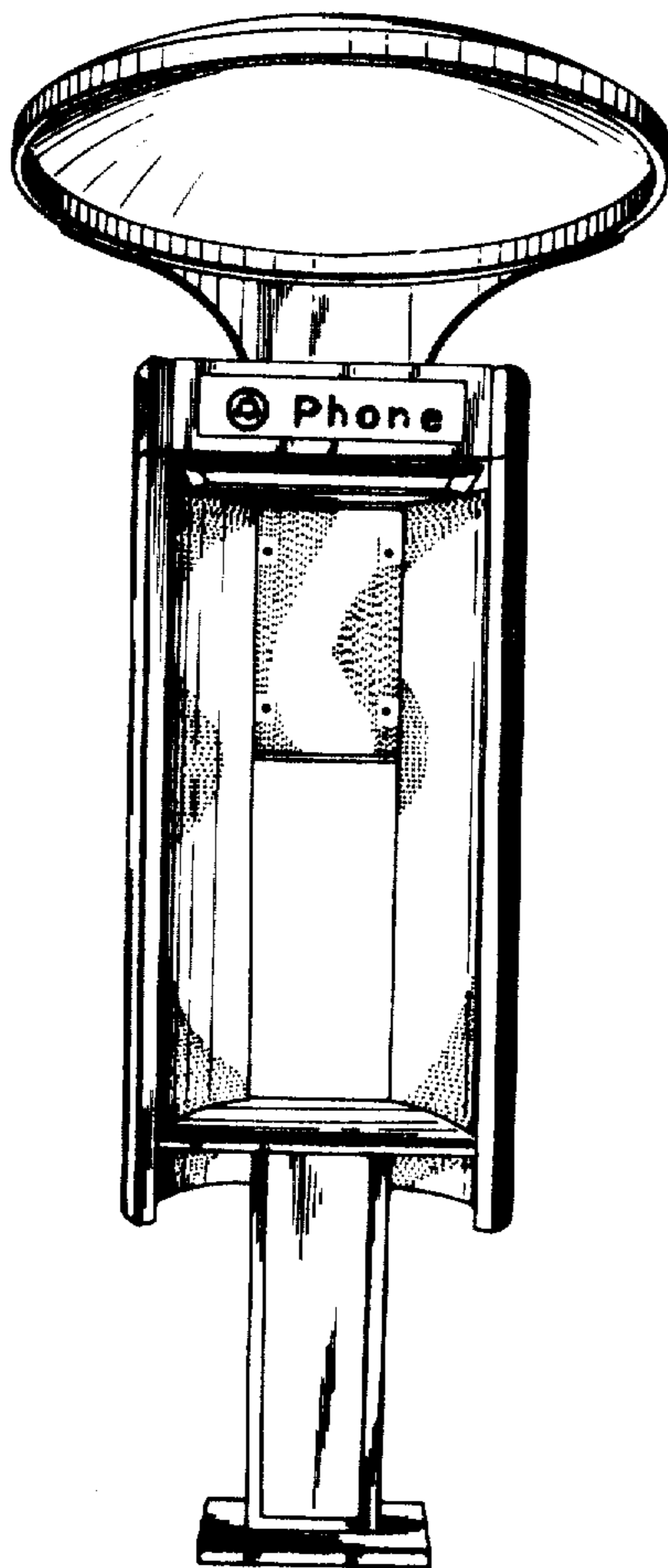
DESCRIPTION

FIG. 1 is a front perspective view of an acoustic telephone enclosure and canopy therefor showing our new design, the rear and bottom being unornamented;

FIG. 2 is a side elevational view taken from the right of FIG. 1;

FIG. 3 is a top plan view thereof.

The broken line showing in FIGS. 1 and 2 is for illustrative purposes only.



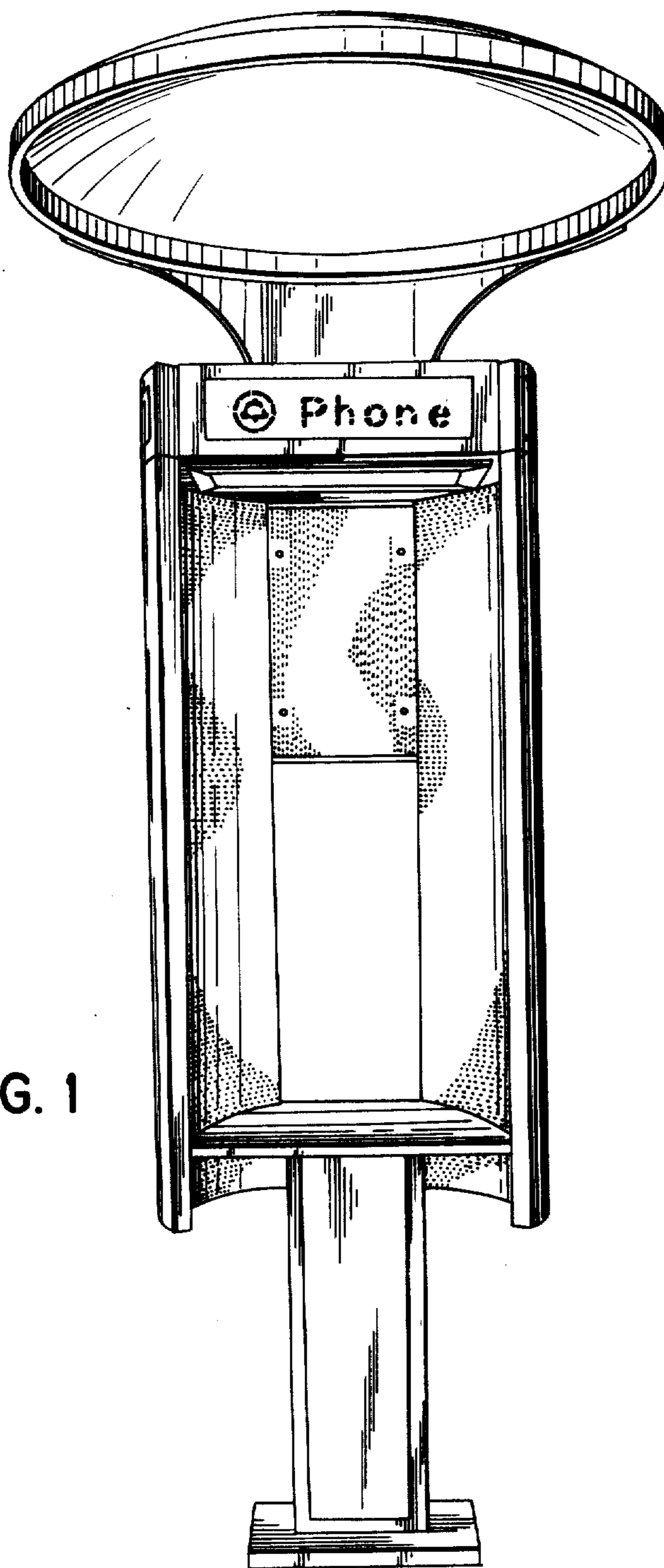


FIG. 1

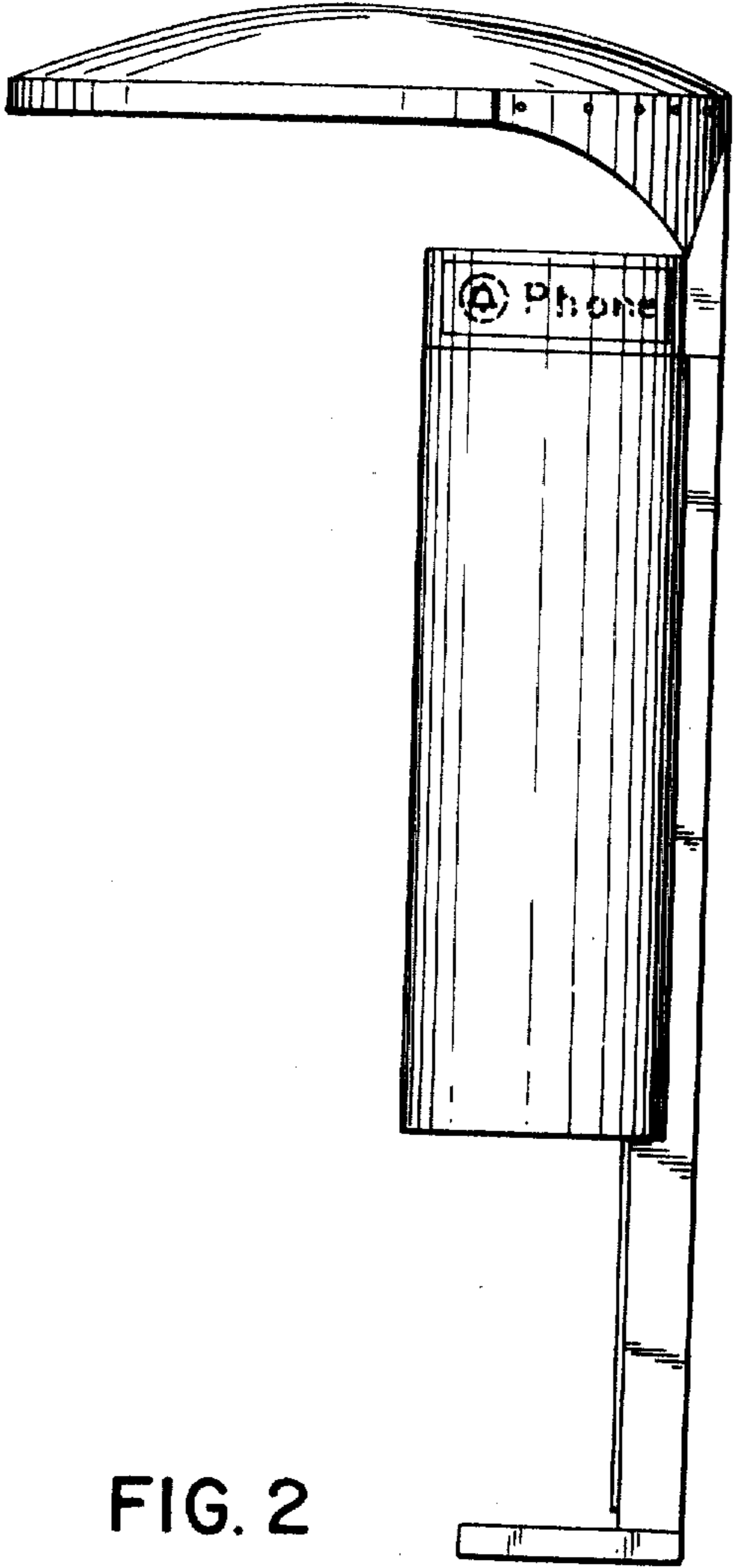


FIG. 2

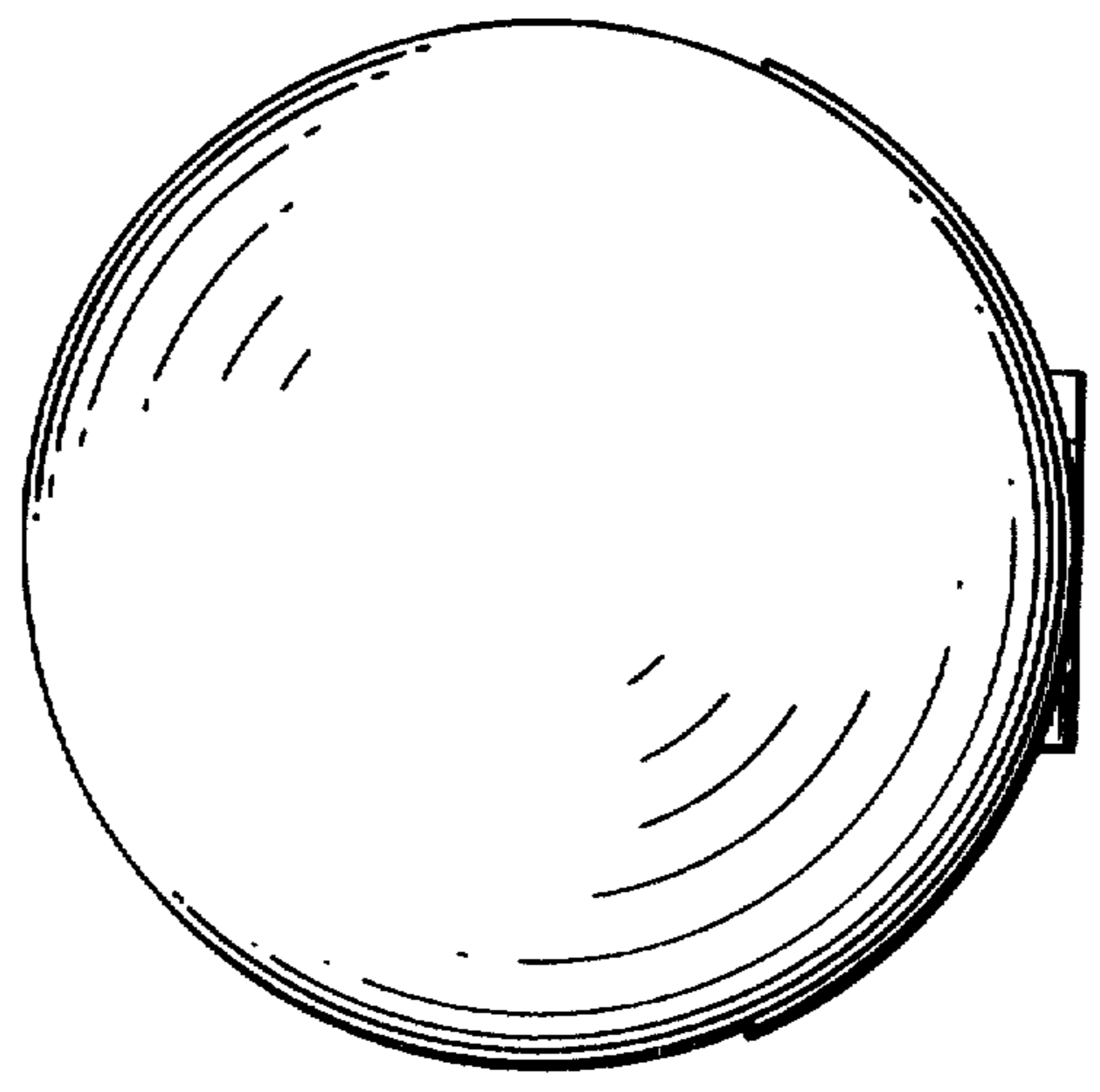


FIG. 3