

[54] FRONT PANEL FOR A ROOM HUMIDIFIER

[76] Inventors: **Sidney J. Shames**, 57 Holly Pl., Briarcliff Manor, N.Y. 10510; **Harold Shames**, 5 Agnes Cir., Ardsley, N.Y. 10502

[\*\*] Term: **14 Years**

[21] Appl. No.: **309,839**

[22] Filed: **Oct. 8, 1981**

[52] U.S. Cl. .... **D23/146**

[58] Field of Search ..... **D23/146, 145, 147, 148; 98/54 AC; 62/262**

[56] **References Cited**

**U.S. PATENT DOCUMENTS**

D. 255,927	7/1980	Vespec .....	D23/147
D. 268,129	3/1983	Zuback .....	D23/146
3,491,746	1/1970	Swimmer et al. ....	D23/147

**OTHER PUBLICATIONS**

Heating Air Conditioning Contractor, p. 28, Jan., 1970; Humidifier upper right side, circle no. 106.

*Primary Examiner*—Wallace R. Burke  
*Assistant Examiner*—Suzanne N. Gitlin  
*Attorney, Agent, or Firm*—Norman Lettvin

[57] **CLAIM**

The ornamental design for a front panel for a room humidifier, as shown and described.

**DESCRIPTION**

FIG. 1 is a perspective view of a front panel for a room humidifier, showing our new design; FIG. 2 is a front elevational view thereof; FIG. 3 is a top plan view thereof; FIG. 4 is a right side elevational view thereof taken from the right of FIG. 2, the left side elevational view being a mirror image of FIG. 4; FIG. 5 is a rear elevational view thereof; and FIG. 6 is a bottom plan view thereof.




FIG. 1




FIG. 4




FIG. 3




FIG. 2




FIG. 5

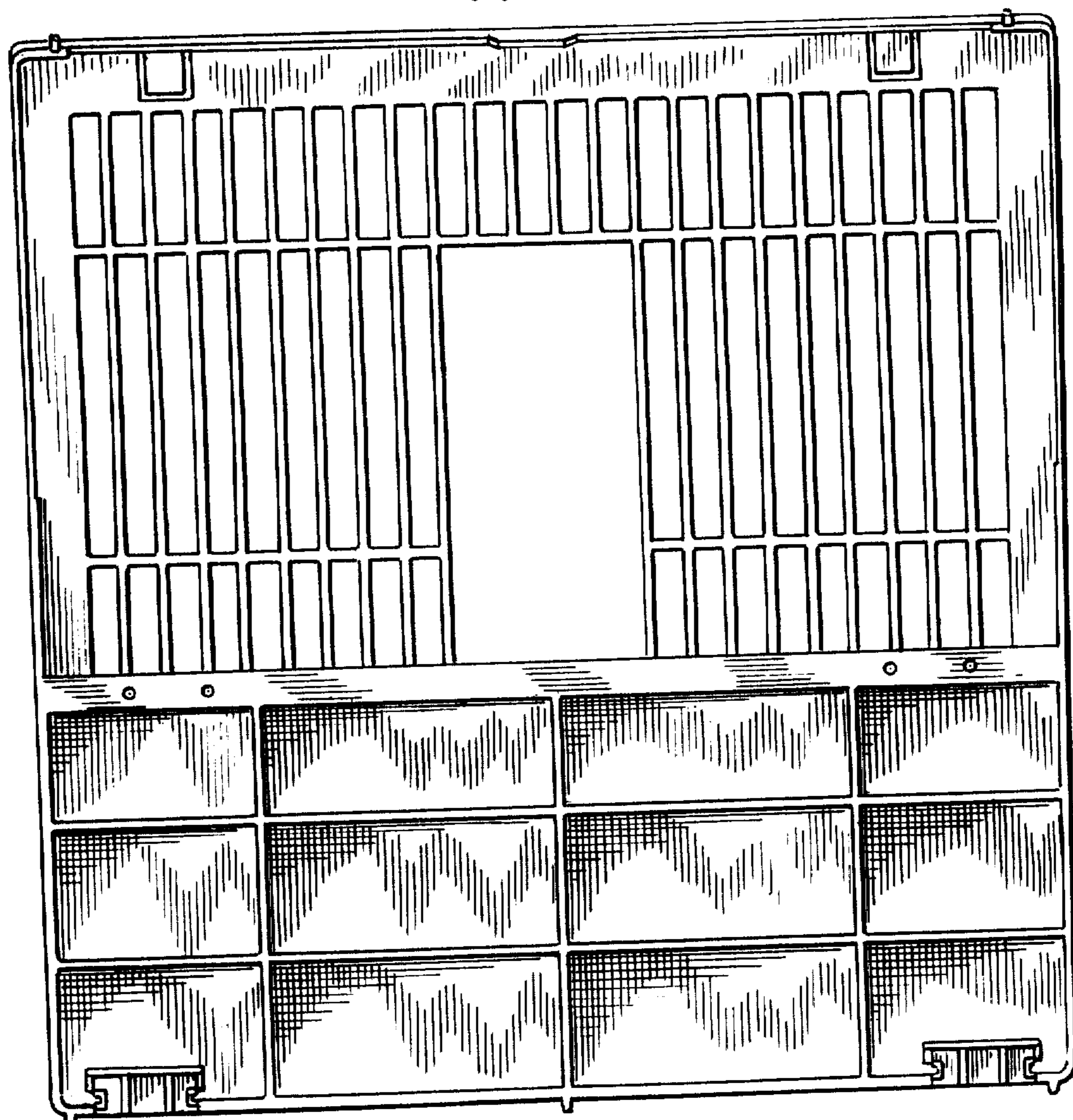


FIG. 6

