

- [54] **SHOWER SPLASH GUARD**
[76] **Inventor:** Troy J. Huffington, Jr., 221 Surf Cir.,
Richardson, Tex. 75081
[**] **Term:** 14 Years
[21] **Appl. No.:** 231,245
[22] **Filed:** Feb. 3, 1981
[52] **U.S. Cl.** D23/69; D25/74;
4/559
[58] **Field of Search** D23/69-71;
D25/74; 4/300.3, 557, 558, 559, 584, 592, 596,
597, 605, 609, DIG. 5

[56] **References Cited**

U.S. PATENT DOCUMENTS

- | | | | |
|------------|---------|--------------------------|----------|
| D. 221,854 | 9/1971 | Dowdell, Jr. et al. | D25/74 X |
| D. 232,910 | 9/1974 | Duperrex | D25/74 X |
| D. 238,490 | 1/1976 | Blitch | D23/69 |
| D. 253,130 | 10/1979 | Broadbent | D25/74 |
| D. 253,188 | 10/1979 | Baugus | D23/69 |
| 3,952,337 | 4/1976 | Hansow | 4/567 |
| 4,189,790 | 2/1980 | Masters | 4/559 |

FOREIGN PATENT DOCUMENTS

903954 7/1972 Canada D23/69

OTHER PUBLICATIONS

Sweet's Architectural File 1977, Sec. 8.14/Ha, p. 8,
item "R".

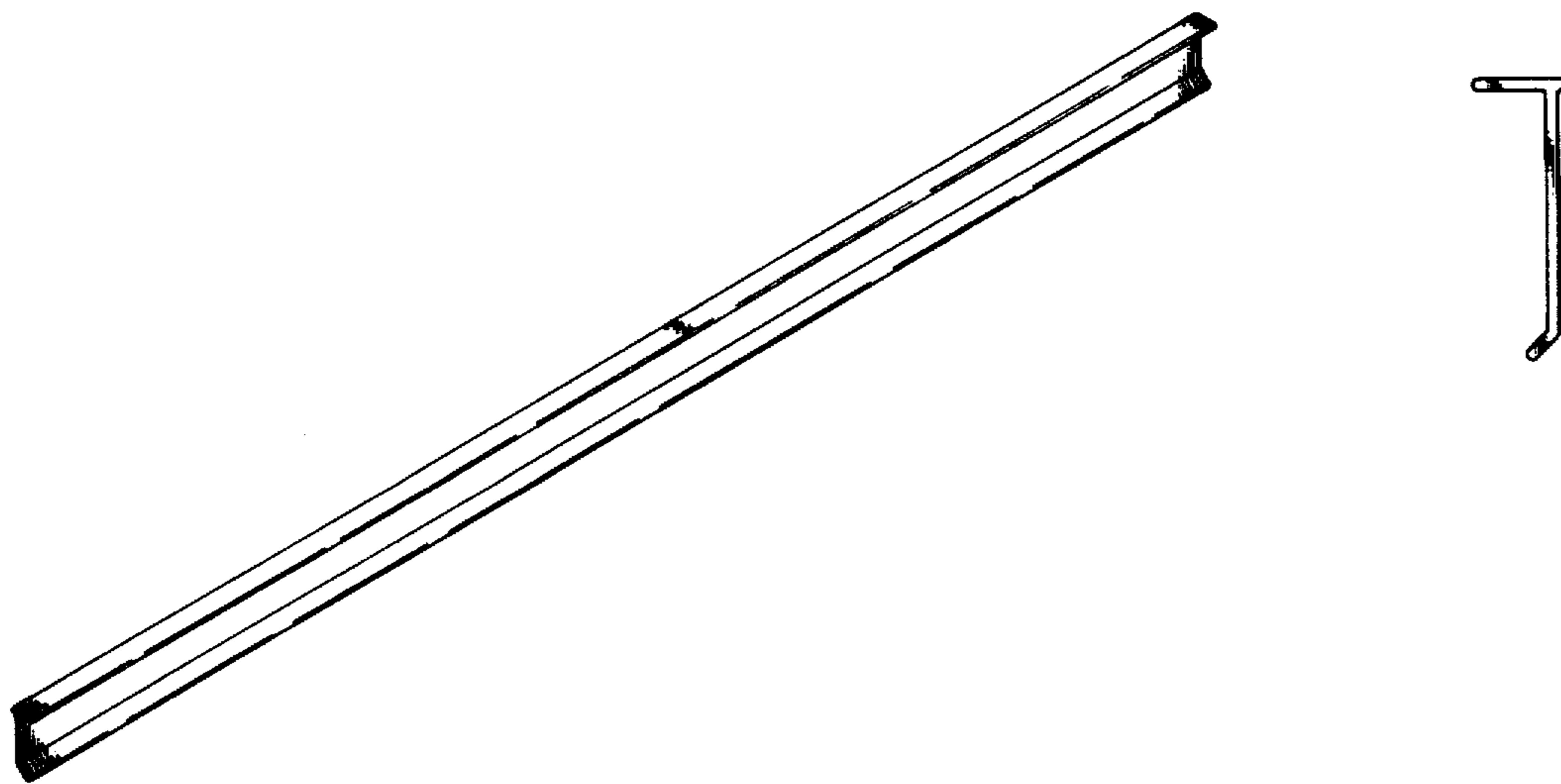
Primary Examiner—James R. Largen
Attorney, Agent, or Firm—Kanz, Scherback & Timmons

[57] **CLAIM**

The ornamental design for a shower splash guard, sub-
stantially as shown and described.

DESCRIPTION

FIG. 1 is a perspective view of a shower splash guard
showing my new design;
FIG. 2 is a top plan view thereof, the bottom being a
mirror image of the top shown;
FIG. 3 is a side elevational view thereof and
FIG. 4 is an end elevational view thereof.
It is to be understood that the center portion of FIGS.
3 and 4 are broken away for ease of illustration.



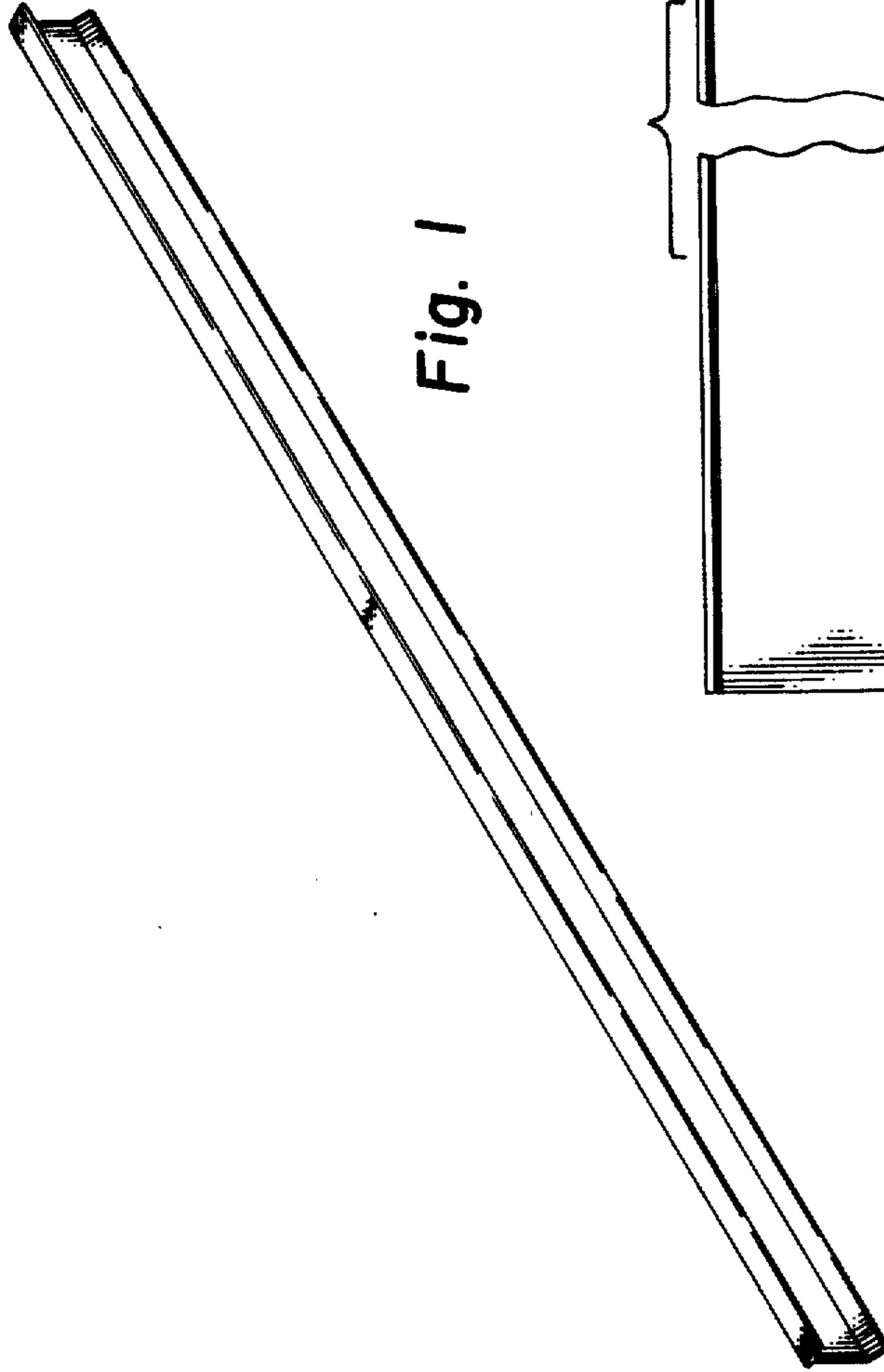


Fig. 1



Fig. 2

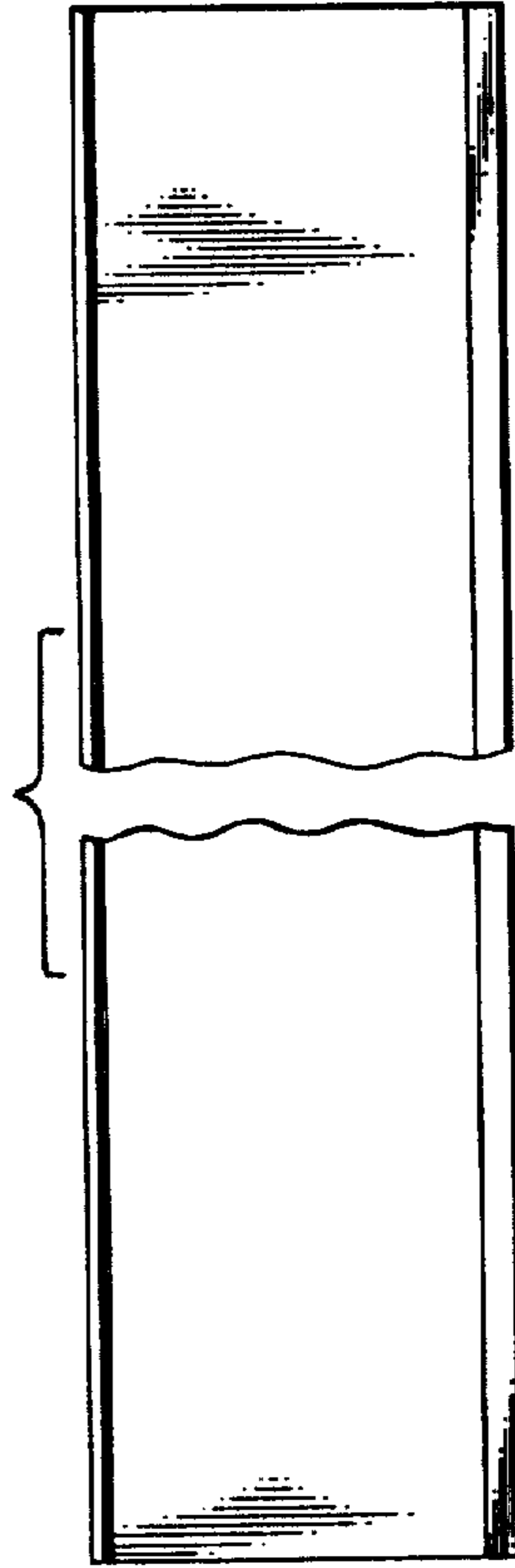


Fig. 3

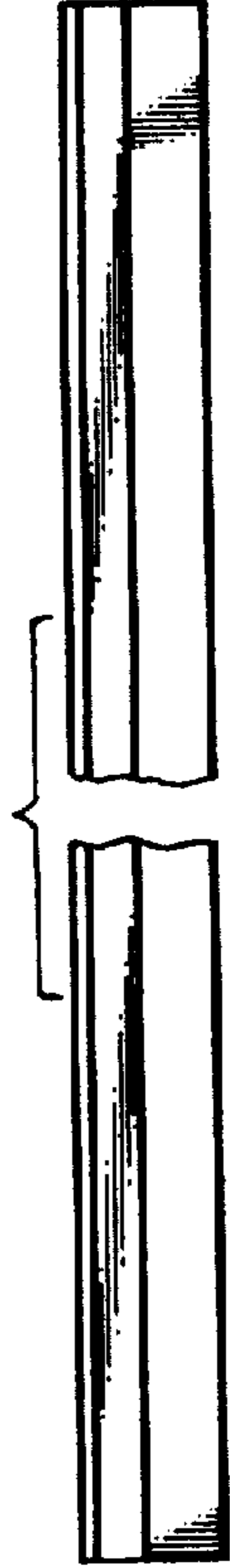


Fig. 4