

[54] **PORTABLE SPRAY ARM**  
 [76] Inventor: **Leon Kinder**, P.O. Box AE, Denton, Tex. 76201  
 [\*\*] Term: **14 Years**  
 [21] Appl. No.: **278,176**  
 [22] Filed: **Jun. 29, 1981**  
 [52] U.S. Cl. .... **D23/34; D32/32**  
 [58] Field of Search ..... **D23/17, 188, 34-37; 239/104, 288, 288.3, 288.5, 499, 518, 587; D32/32**

2,340,945 2/1944 Ellick ..... 239/288.5  
 2,589,020 3/1952 North, Jr. .... 239/104  
 3,118,607 1/1964 Rocher ..... 239/288.3 X  
 3,215,350 11/1965 Hetrick ..... 239/288.5  
 3,260,465 7/1966 Grumbein .

*Primary Examiner*—James R. Largen  
*Attorney, Agent, or Firm*—Stanley R. Moore

[57] **CLAIM**

The ornamental design for the portable spray arm, as shown and described.

**DESCRIPTION**

FIG. 1 is a perspective view of a portable spray arm illustrating my new design;  
 FIG. 2 is a top plan view thereof;  
 FIG. 3 is a bottom plan view thereof;  
 FIG. 4 is front elevational view thereof;  
 FIG. 5 is a right side elevational view thereof, the left side being a mirror image of the right side shown; and  
 FIG. 6 is a rear elevational view thereof.

[56] **References Cited**  
**U.S. PATENT DOCUMENTS**  
 D. 230,152 6/1974 Froehlke ..... D23/34  
 D. 242,212 11/1976 Parise ..... D32/32  
 D. 246,523 11/1979 Bartlett ..... D32/32  
 D. 265,857 8/1982 Burgoon et al. .... D2/32  
 1,760,274 5/1930 Minor ..... 239/288.5  
 1,945,298 1/1934 Schmidt ..... 239/288.5




FIG. 1




FIG. 2



FIG. 3

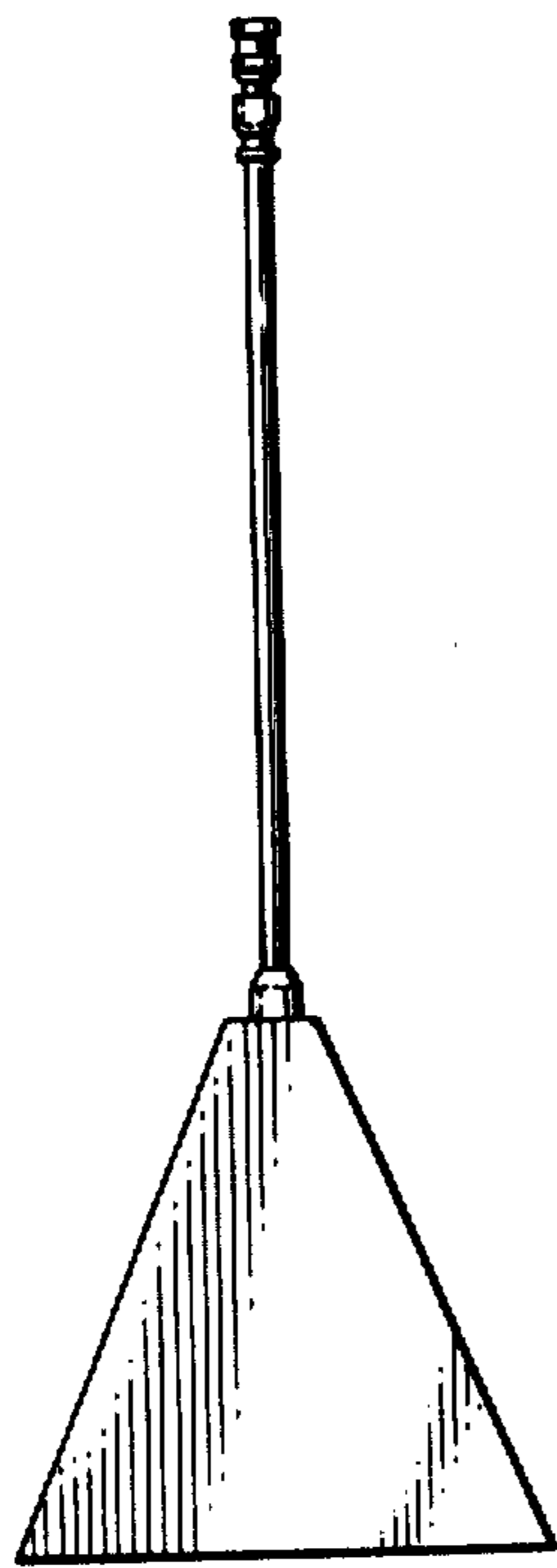


FIG. 4

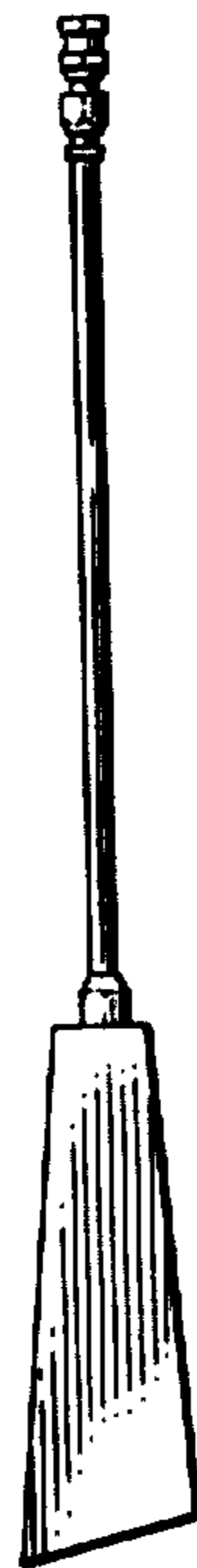


FIG. 5

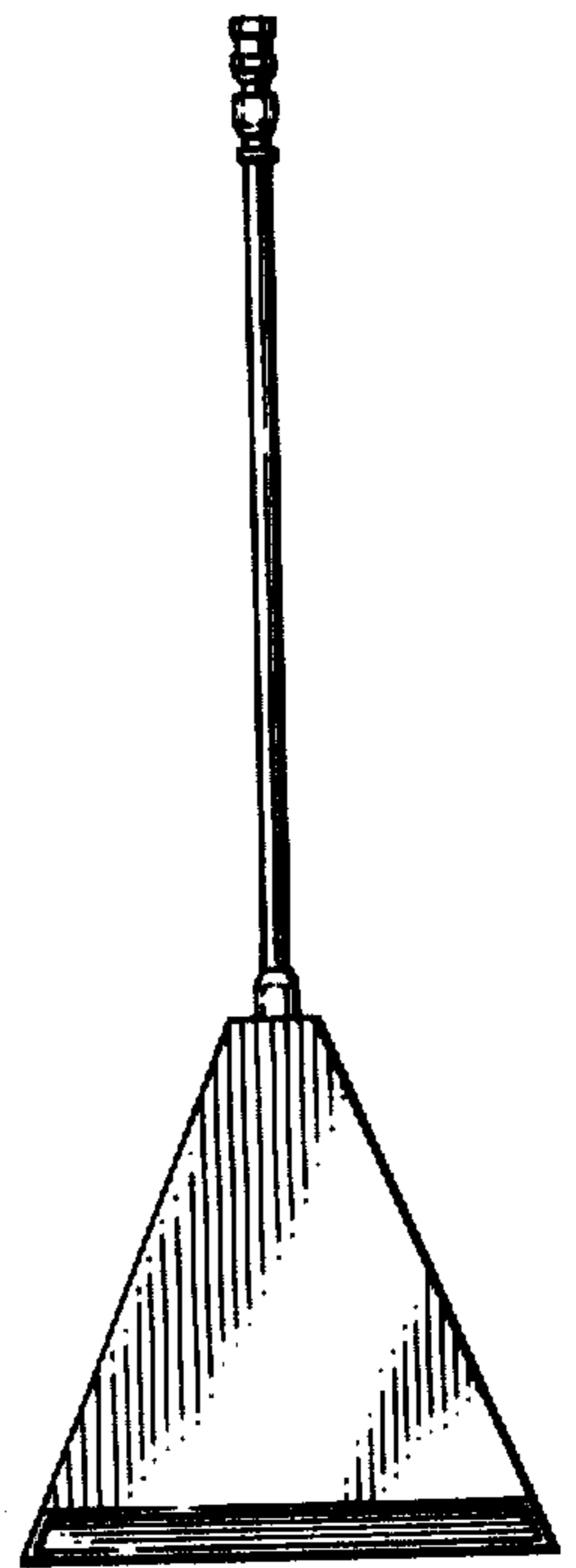


FIG. 6