

- [54] **ELECTRONIC CALCULATOR** D. 269,624 7/1983 Sakata ..... D18/7
- [75] Inventor: **Harumi Sakamoto**, Osaka, Japan
- [73] Assignee: **Sharp Corporation**, Osaka, Japan
- [\*\*] Term: **14 Years**
- [21] Appl. No.: **330,189**
- [22] Filed: **Dec. 14, 1981**
- [30] **Foreign Application Priority Data**
- Jun. 26, 1981 [JP] Japan ..... 56-28314
- [52] U.S. Cl. .... **D18/7**
- [58] **Field of Search** ..... **D18/2, 6-8,**  
D18/11, 12; D10/46.1; D19/59, 60; D21/13;  
364/706-710; 200/5 A; D14/100, 115
- [56] **References Cited**
- U.S. PATENT DOCUMENTS**
- D. 269,355 6/1983 Yamagami ..... D18/7

**OTHER PUBLICATIONS**

*HFD-Retailing Home Furnishings*, 10/13/80, p. 77-Slim-Style Calculator CZ 1201 at bottom right.


*Primary Examiner*—Louis S. Zarfes  
*Attorney, Agent, or Firm*—Flehr, Hohbach, Test, Albritton & Herbert


**CLAIM**

The ornamental design for an electronic calculator, as shown and described.


**DESCRIPTION**

FIG. 1 is a top plan view of the electronic calculator showing my new design;  
FIG. 2 is a bottom plan view thereof;  
FIG. 3 is a front elevational view thereof;  
FIG. 4 is a rear elevational view thereof; and  
FIG. 5 is a left side elevational view thereof, the right side being identical.







*FIG\_1*




*FIG\_2*



*FIG\_3*



*FIG\_4*



*FIG\_5*