

[54] **COMBINED MARINE KNOTMETER, LOG AND DEPTH SOUNDER**

3,908,456 9/1975 Riggs 73/183
 4,176,546 12/1979 Gibson 73/182

[76] Inventor: **Ronald R. Overs**, 96 Fox Hunt La., East Amherst, N.Y. 14051

FOREIGN PATENT DOCUMENTS

588310 12/1959 Canada 116/62.4
 256575 8/1948 Switzerland 73/181
 403972 1/1934 United Kingdom 116/62.4

[**] Term: **14 Years**

[21] Appl. No.: **343,006**

OTHER PUBLICATIONS

[22] Filed: **Jan. 26, 1982**

Goldbergs' Marine Discount Accessory Cat., 1978, p. 136, Knotmeters at top-left & bottom-right.

[52] U.S. Cl. **D10/98**

Sailboat Equipment Directory, p. 87, Knotmeters at top-right.

[58] Field of Search D10/46, 52-53, D10/70, 75, 78, 96-98, 102-103, 122-125; D12/192; 73/181-187, 301, 432 AD; 116/62.4, DIG. 37, DIG. 43

Primary Examiner—Nelson C. Holtje
Attorney, Agent, or Firm—Allen J. Jaffe

[56] **References Cited**

[57] **CLAIM**

U.S. PATENT DOCUMENTS

The ornamental design for a combined marine knotmeter, log and depth sounder, as shown.

D. 232,221	7/1974	Fujiani	D10/124
D. 249,247	9/1978	Shotz	D10/102 X
D. 265,298	7/1982	Salisbury	D10/102 X
2,211,118	8/1940	Hills	116/62.4 X
2,287,554	6/1942	Hanson	116/62.4 X
3,126,738	3/1964	Taylor	73/182
3,321,969	5/1967	Spencer	73/187
3,364,739	1/1968	Foster	73/183

DESCRIPTION

FIG. 1 is a front elevational view of a combined marine knotmeter, log and depth sounder showing my new design;
 FIG. 2 is a rear elevational view thereof;
 FIG. 3 is a side elevational view thereof.

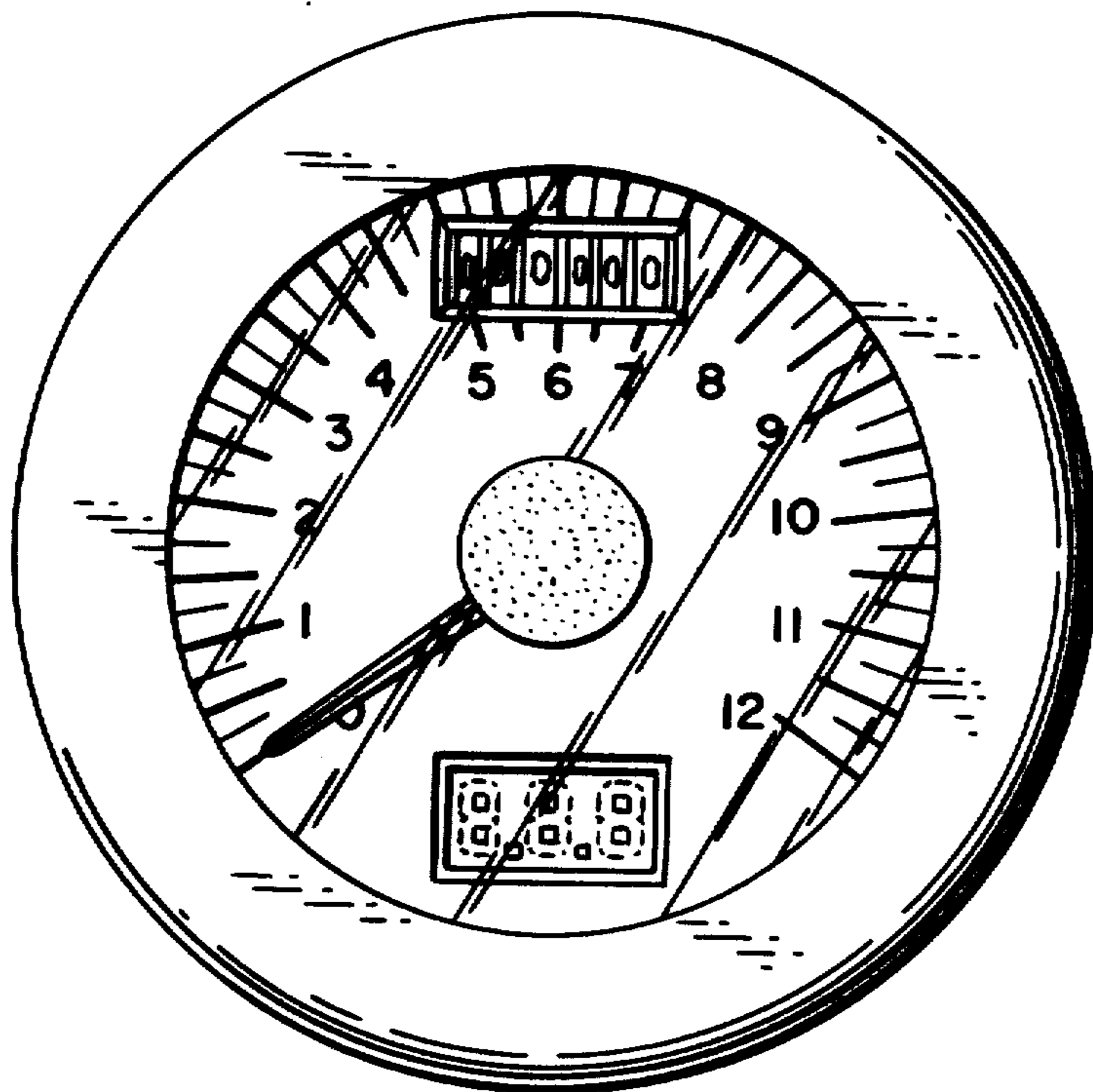


Fig. 1.

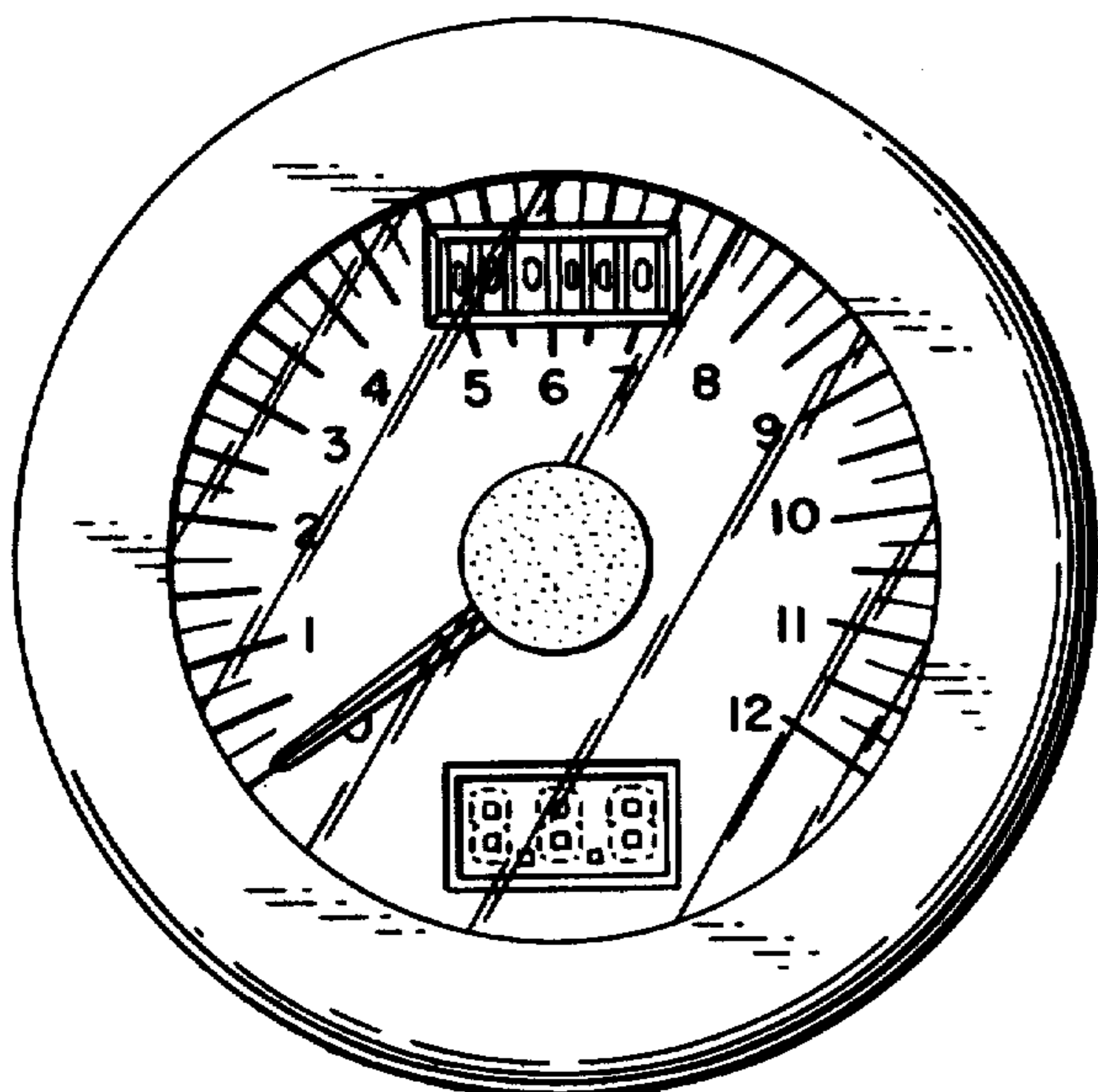


Fig. 2.

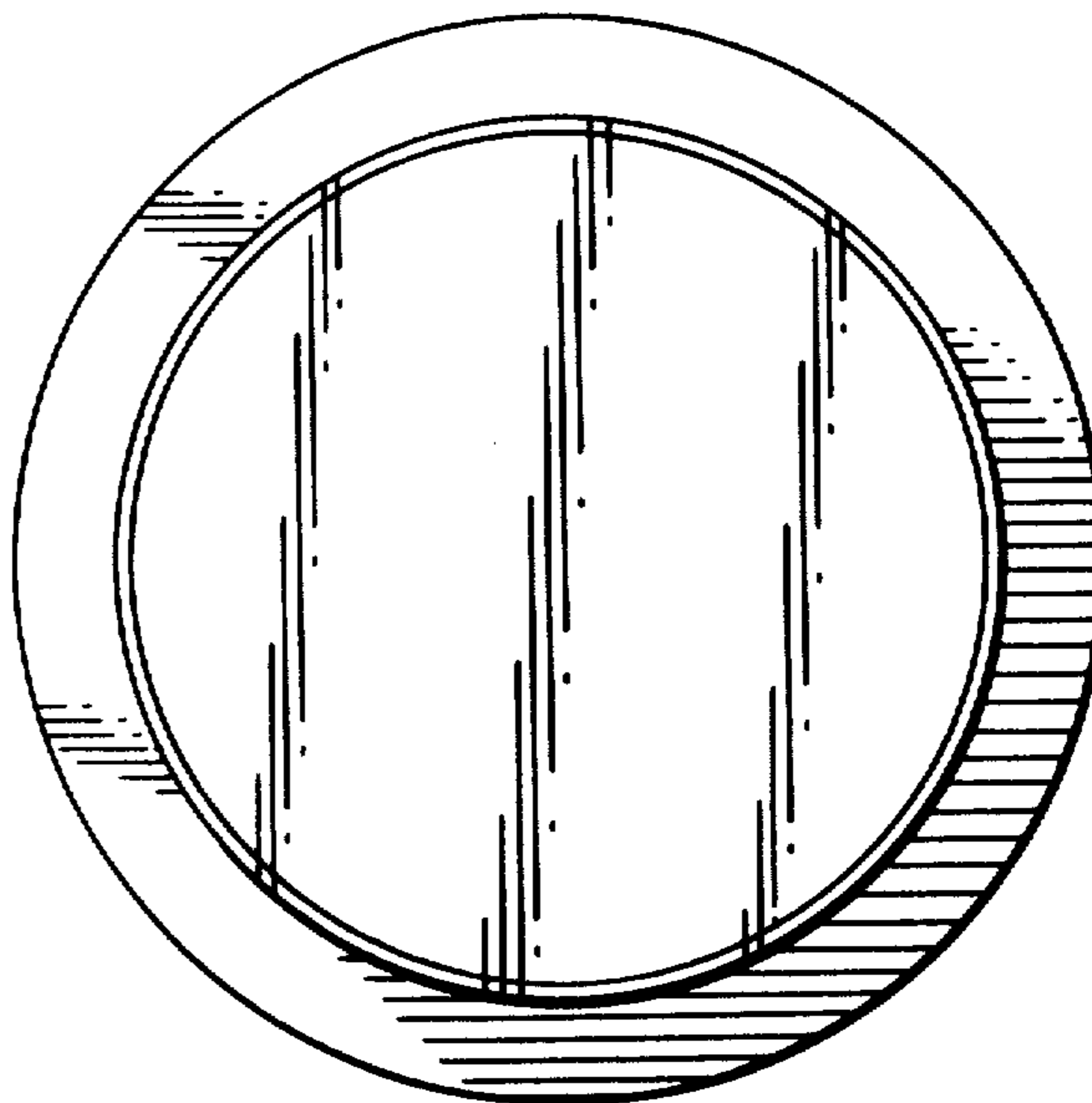


Fig. 3.

