

[54] **COMBINED MARINE KNOTMETER, LOG AND DEPTH SOUNDER**

4,176,546 12/1979 Gibson ..... 73/182

[76] Inventor: **Ronald R. Overs**, 96 Fox Hunt La., East Amherst, N.Y. 14051

**FOREIGN PATENT DOCUMENTS**

588310 12/1959 Canada ..... 116/62.4  
256575 8/1948 Switzerland ..... 73/181  
403972 1/1934 United Kingdom ..... 116/62.4

[\*\*] Term: **14 Years**

[21] Appl. No.: **343,005**

**OTHER PUBLICATIONS**

*Goldbergs' Marine Discount Accessory Cat.*, 1978, p. 136, Knotmeters at top-left & bottom-right.  
*Sailboat Equipment Directory*, p. 87, Knotmeters at top-right.

[22] Filed: **Jan. 26, 1982**

[52] U.S. Cl. .... **D10/98**

[58] Field of Search ..... D10/46, 98, 102, 70, D10/96, 97, 103, 75, 78, 122, 123, 124, 125, 52-53; D12/192; 73/181-187, 301, 432 AD; 116/62.4, DIG. 37, DIG. 43

*Primary Examiner*—Nelson C. Holtje  
*Attorney, Agent, or Firm*—Allen J. Jaffe

[56] **References Cited**

[57] **CLAIM**

**U.S. PATENT DOCUMENTS**

The ornamental design for a combined marine knotmeter, log and depth sounder, as shown.

D. 232,221	7/1974	Fujiani	.....	D10/124
D. 249,247	9/1978	Shotz	.....	D10/102 X
D. 265,298	7/1982	Salisbury	.....	D10/102 X
2,211,118	8/1940	Hills	.....	116/62.4 X
2,287,554	6/1942	Hanson	.....	116/62.4 X
3,126,738	3/1964	Taylor	.....	73/182
3,321,969	5/1967	Spencer	.....	73/187
3,364,739	1/1968	Foster	.....	73/183
3,908,456	9/1975	Riggs	.....	73/183

**DESCRIPTION**

FIG. 1 is a front elevational view of a combined marine knotmeter, log and depth sounder showing my new design;  
FIG. 2 is a rear elevational view thereof;  
FIG. 3 is a top plan view thereof;  
FIG. 4 is a side elevational view thereof.

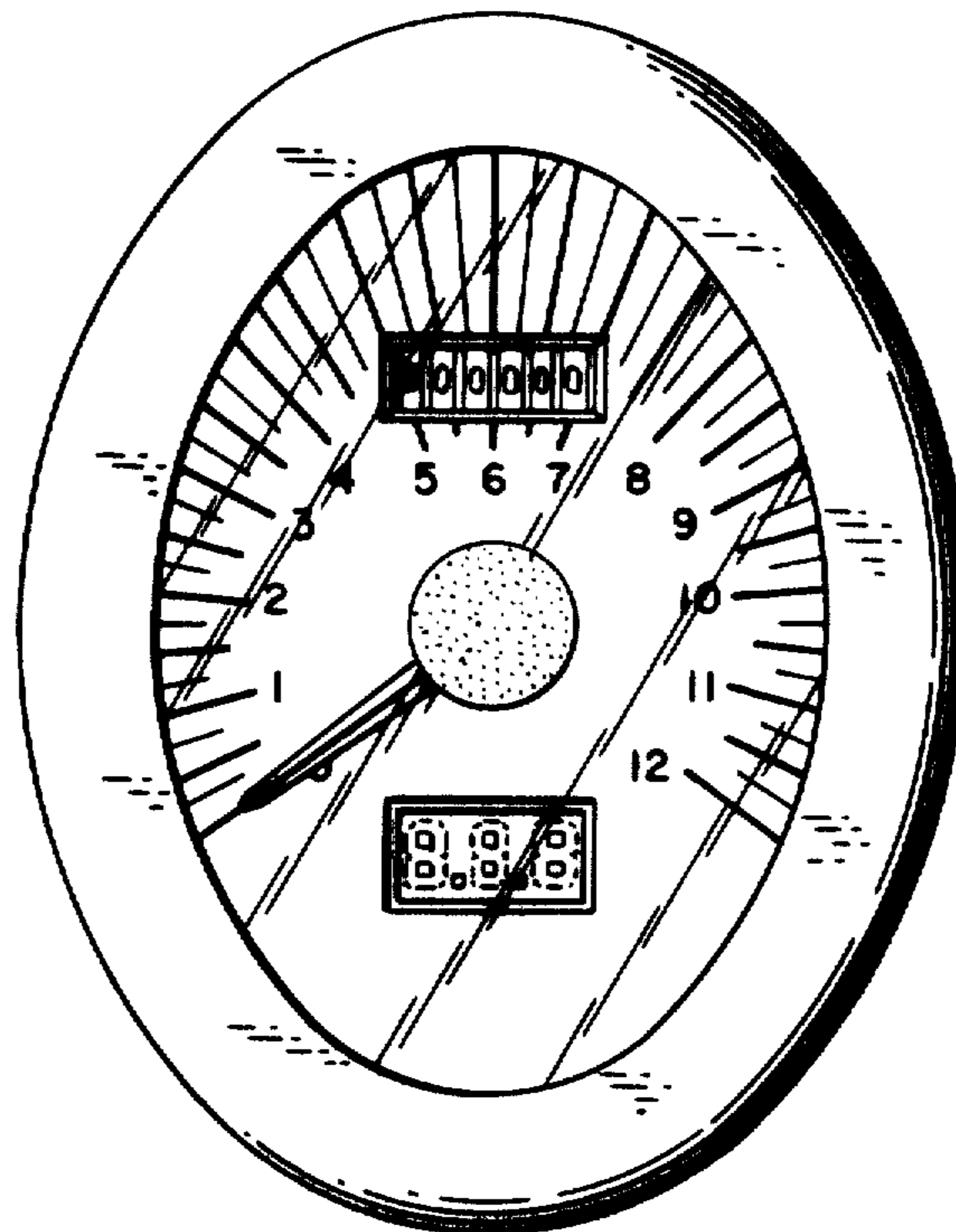


Fig. 1.

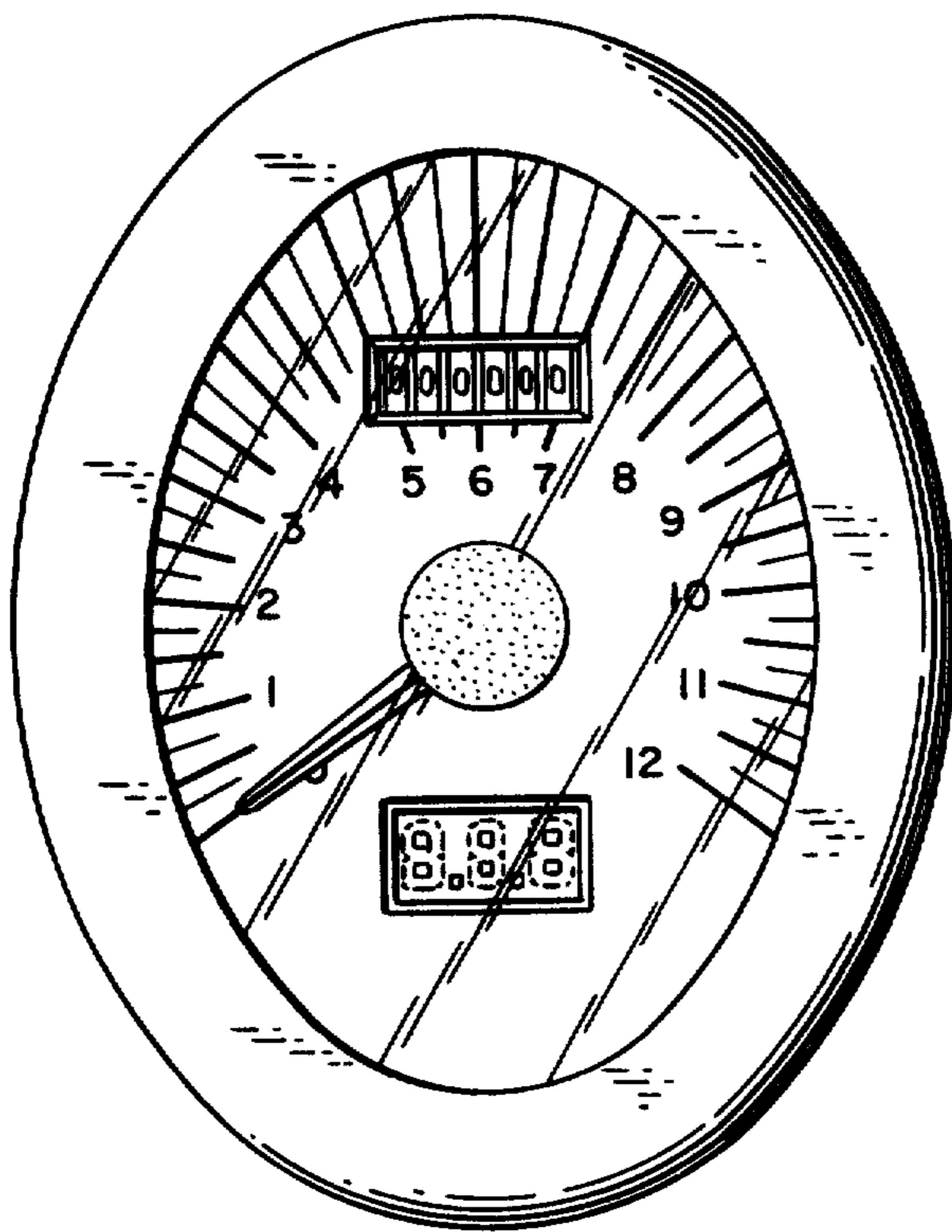


Fig. 2.

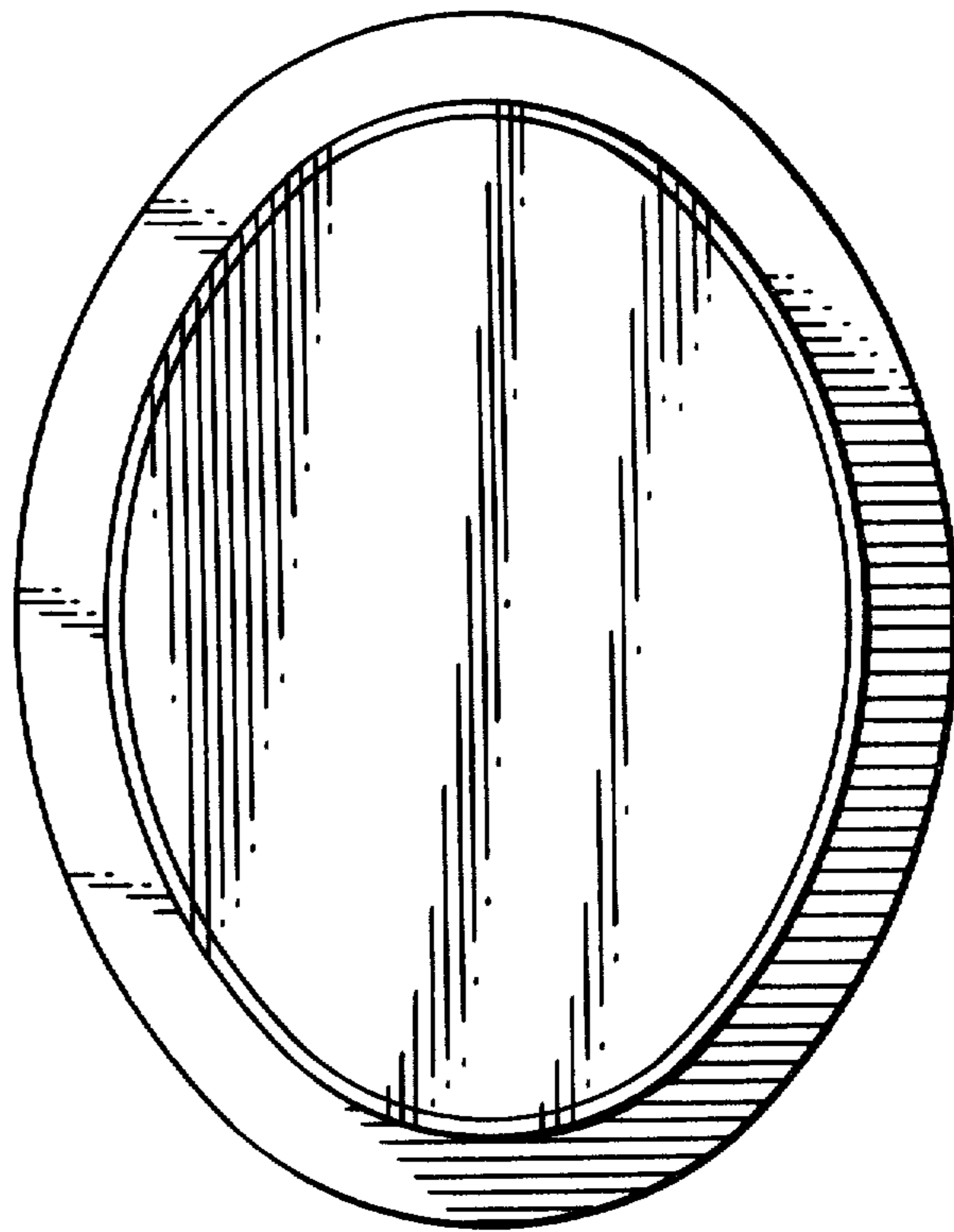


Fig. 3.

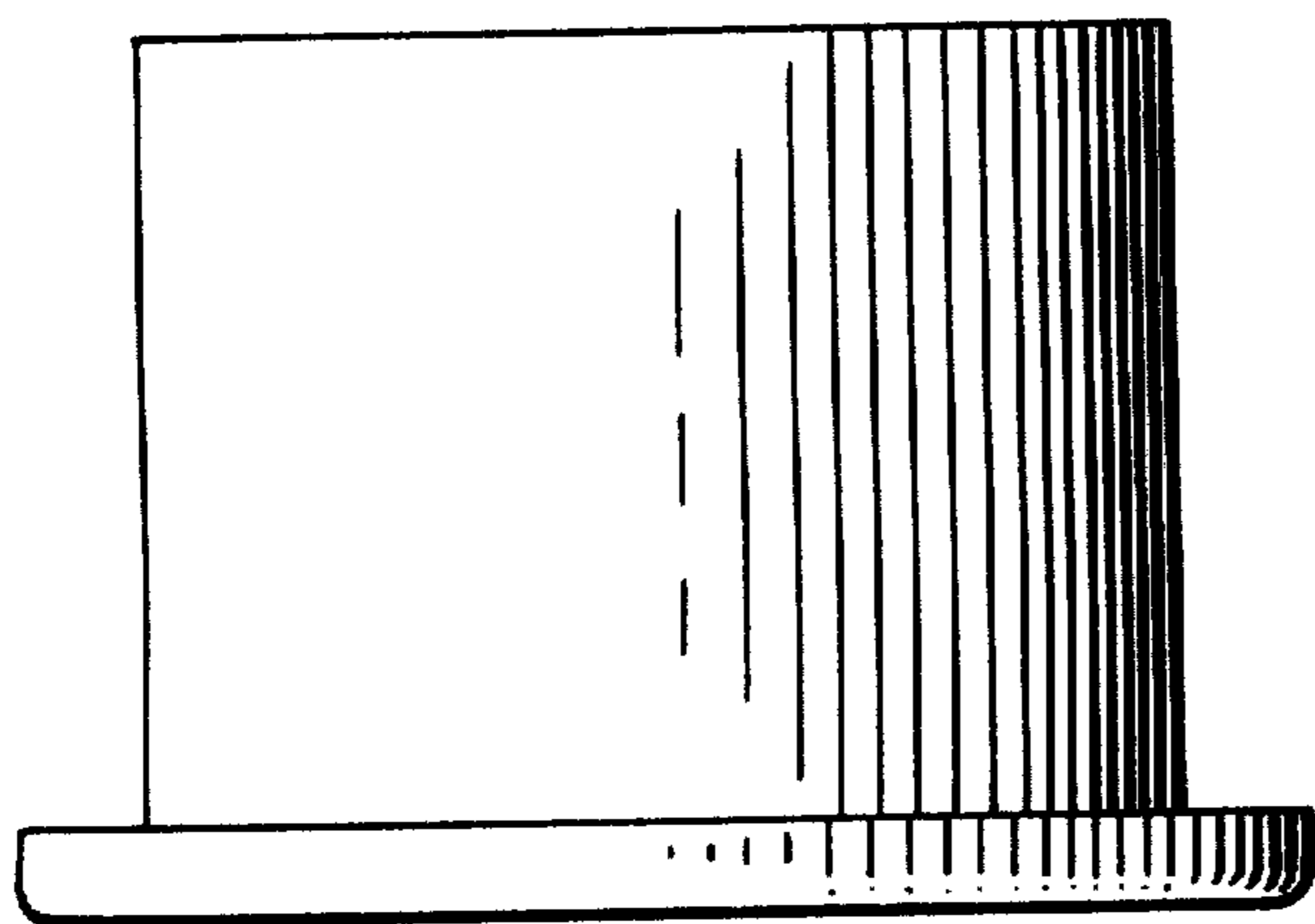


Fig. 4.

