

[54] **POSTAL SCALE**

[75] Inventors: **George H. Woods**, Fairfield; **John G. Stewart**, Old Greenwich, both of Conn.

[73] Assignee: **Pitney Bowes Inc.**, Stamford, Conn.

[**] Term: **14 Years**

[21] Appl. No.: **324,329**

[22] Filed: **Nov. 23, 1981**

[52] U.S. Cl. **D10/91**

[58] Field of Search **D10/87, 88, 89, 91, D10/92; 177/25, 238, 256**

[56] **References Cited**

U.S. PATENT DOCUMENTS

- D. 256,342 8/1980 Gard D10/91
- D. 260,376 8/1981 Lawing D10/91
- D. 260,973 9/1981 Lawing D10/91
- D. 267,554 1/1983 Swinstead D10/91 X

- D. 268,334 3/1983 Harbers D10/91
- 4,244,020 1/1981 Ratcliff 177/25 X

OTHER PUBLICATIONS

Office Products, 4/1/71, p. 99, Mail Scale at top.
Metrodyne Brochure, 2/79, cover, DC-8000 Scale.

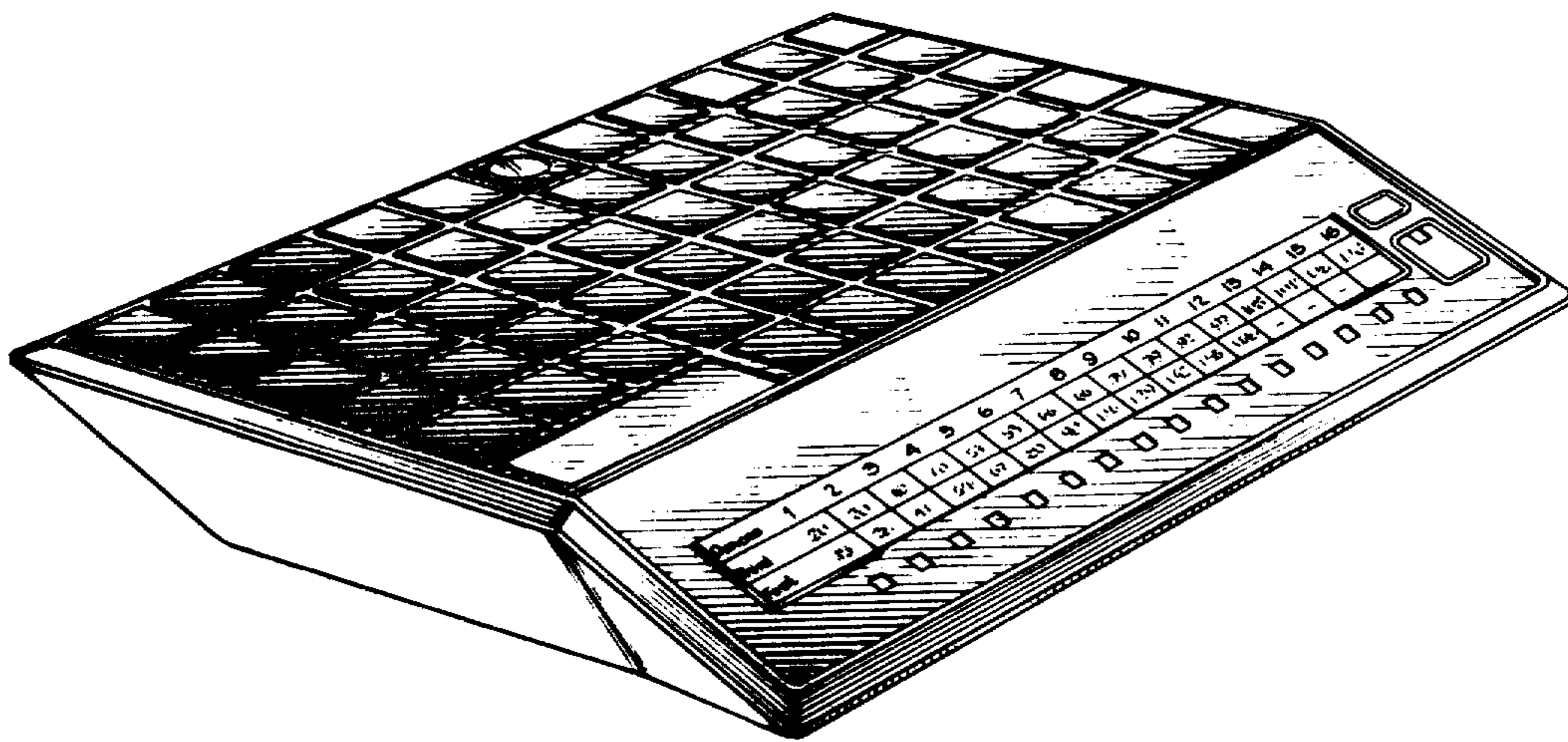
Primary Examiner—Nelson C. Holtje
Attorney, Agent, or Firm—Robert E. Meyer; William D. Soltow, Jr.; Albert W. Schribner

[57] **CLAIM**

The ornamental design for a postal scale, as shown and described.

DESCRIPTION

FIG. 1 is a perspective view of a postal scale showing our new design;
FIG. 2 is a top plan view thereof;
FIG. 3 is a front elevational view thereof;
FIG. 4 is a right side elevational view thereof, the left side being a mirror image thereto;
FIG. 5 is a rear elevational view thereof.



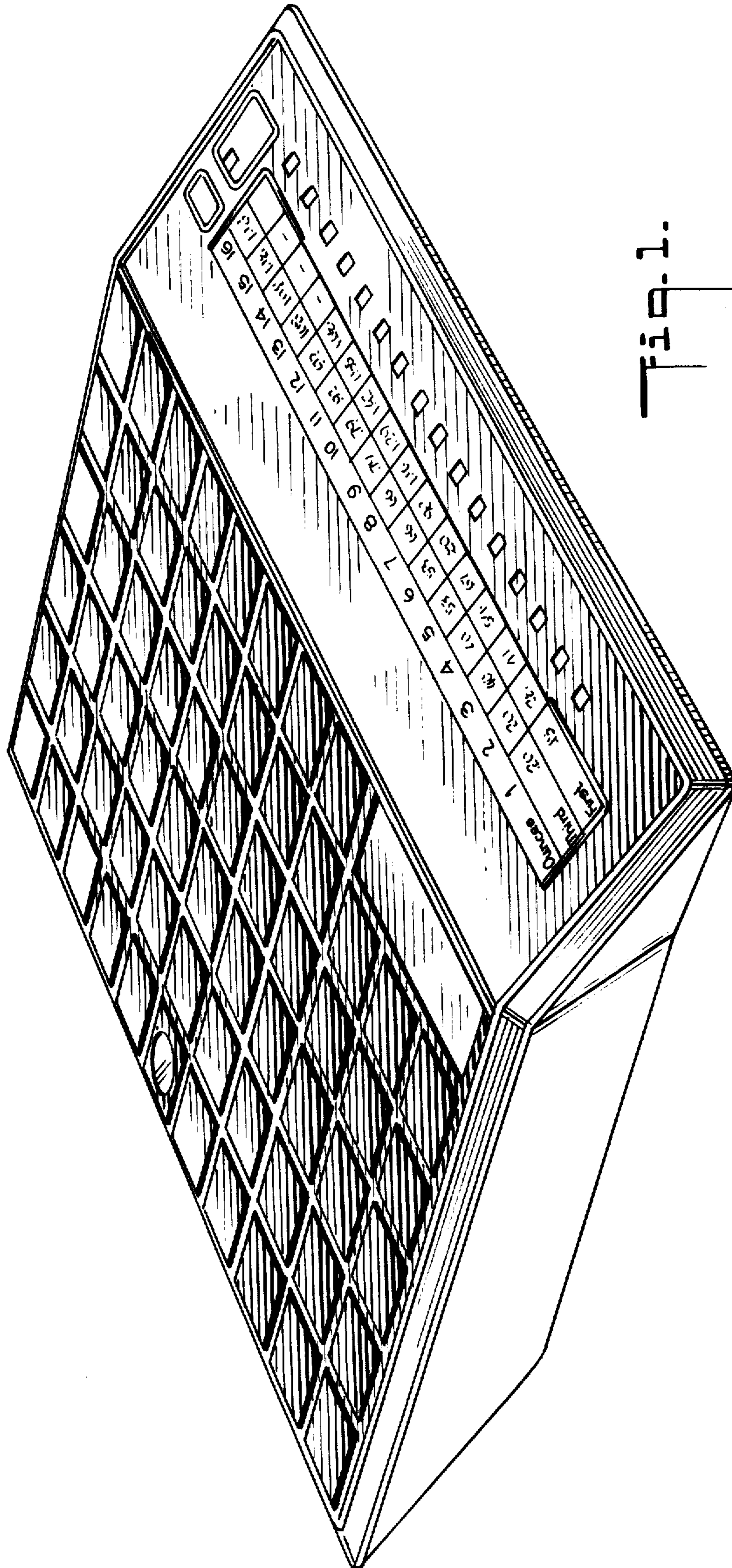


Fig. 1.

Fig. 2.

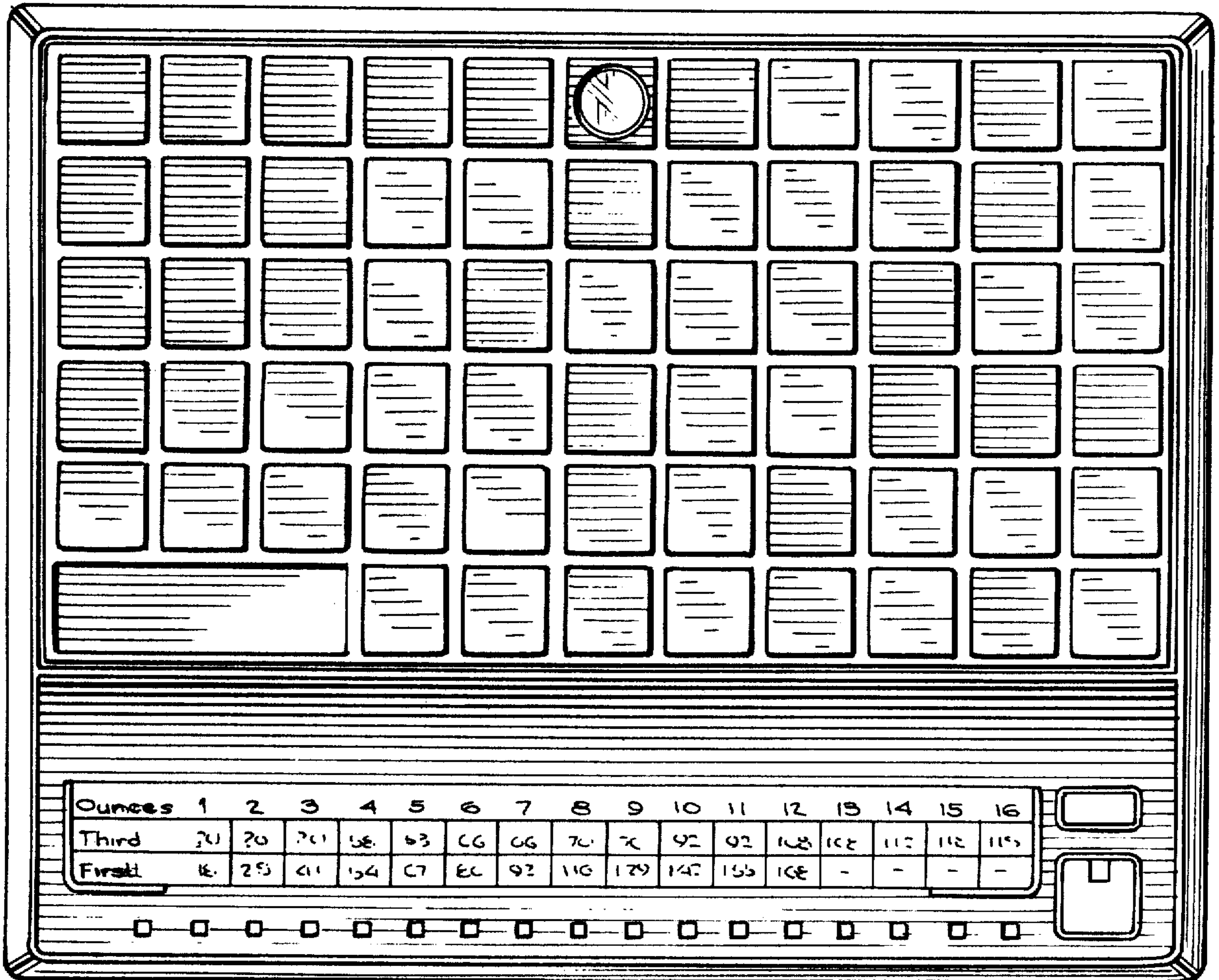


Fig. 3.

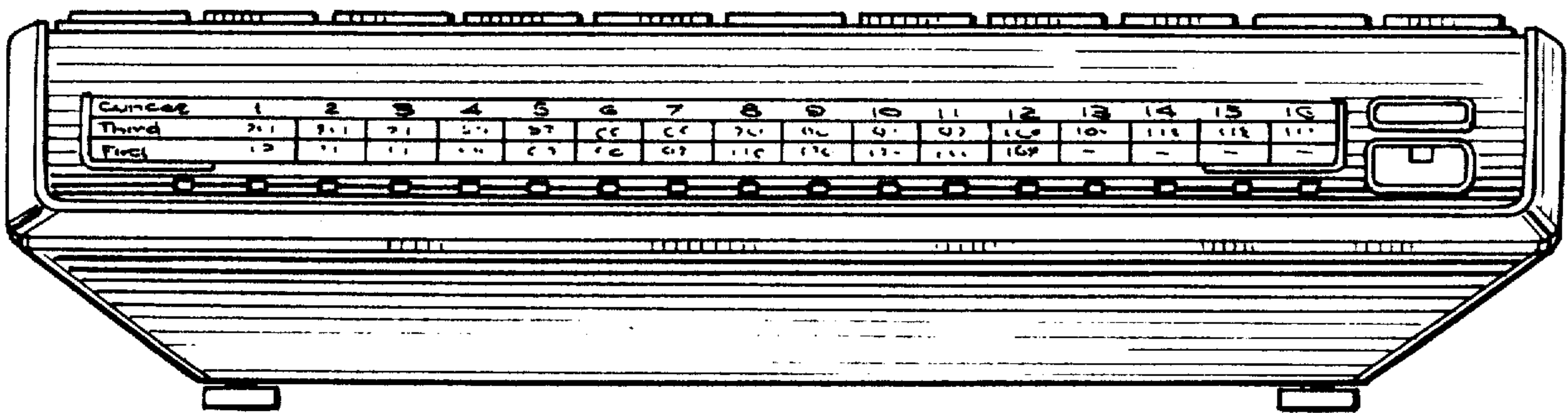


Fig. 4.




Fig. 5.

