

[54] **TRANSFER WASHER**
 [76] Inventor: **Bengt O. Friberg**, 869 Picaacho Rd.,
 La Habra Heights, Calif. 90631
 [**] Term: **14 Years**
 [21] Appl. No.: **399,887**
 [22] Filed: **Jul. 19, 1982**
 [52] U.S. Cl. **D8/399**
 [58] Field of Search **D8/399; 411/145, 146,**
411/313, 531, 533, 545, 547, 532, 534-544, 546;
D23/47

D. 263,792 4/1982 Friberg D8/399
 920,947 5/1909 Gilmore 411/145

OTHER PUBLICATIONS

Seastrom Mfg. Co., Inc. Cat.; ©1979, pp. 7-18; clipped washer (bottom of page).

Primary Examiner—B. J. Bullock
Attorney, Agent, or Firm—Francis X. LoJacono

[57] **CLAIM**

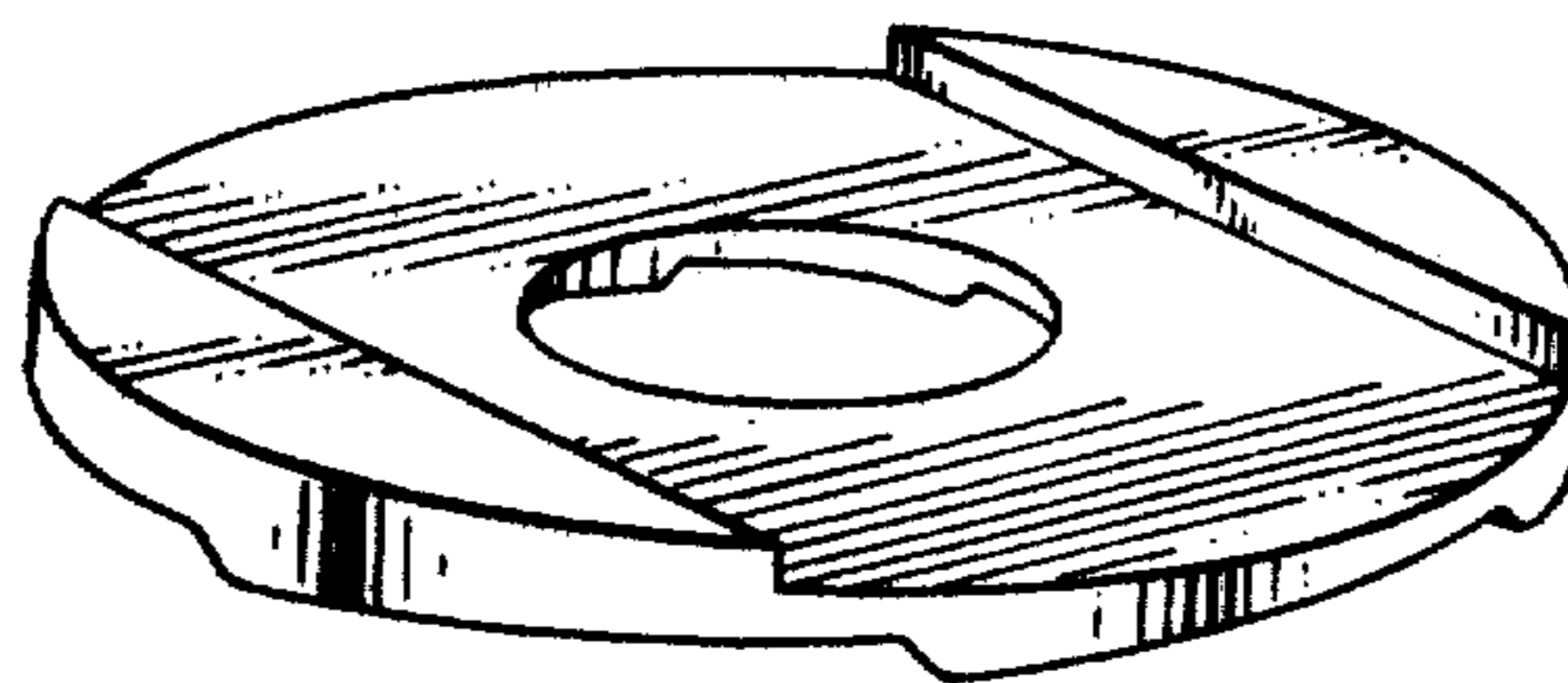
The ornamental design for a transfer washer, as shown.

DESCRIPTION

FIG. 1 is a perspective view of a transfer washer, showing my new design;
 FIG. 2 is a side-elevational view thereof;
 FIG. 3 is a bottom-plan view thereof;
 FIG. 4 is a rear-elevational view thereof.

[56] **References Cited**
U.S. PATENT DOCUMENTS

D. 26,801 3/1897 Spear D8/399
 D. 32,218 2/1900 Dougherty D23/47
 D. 263,679 4/1982 Friberg D8/399



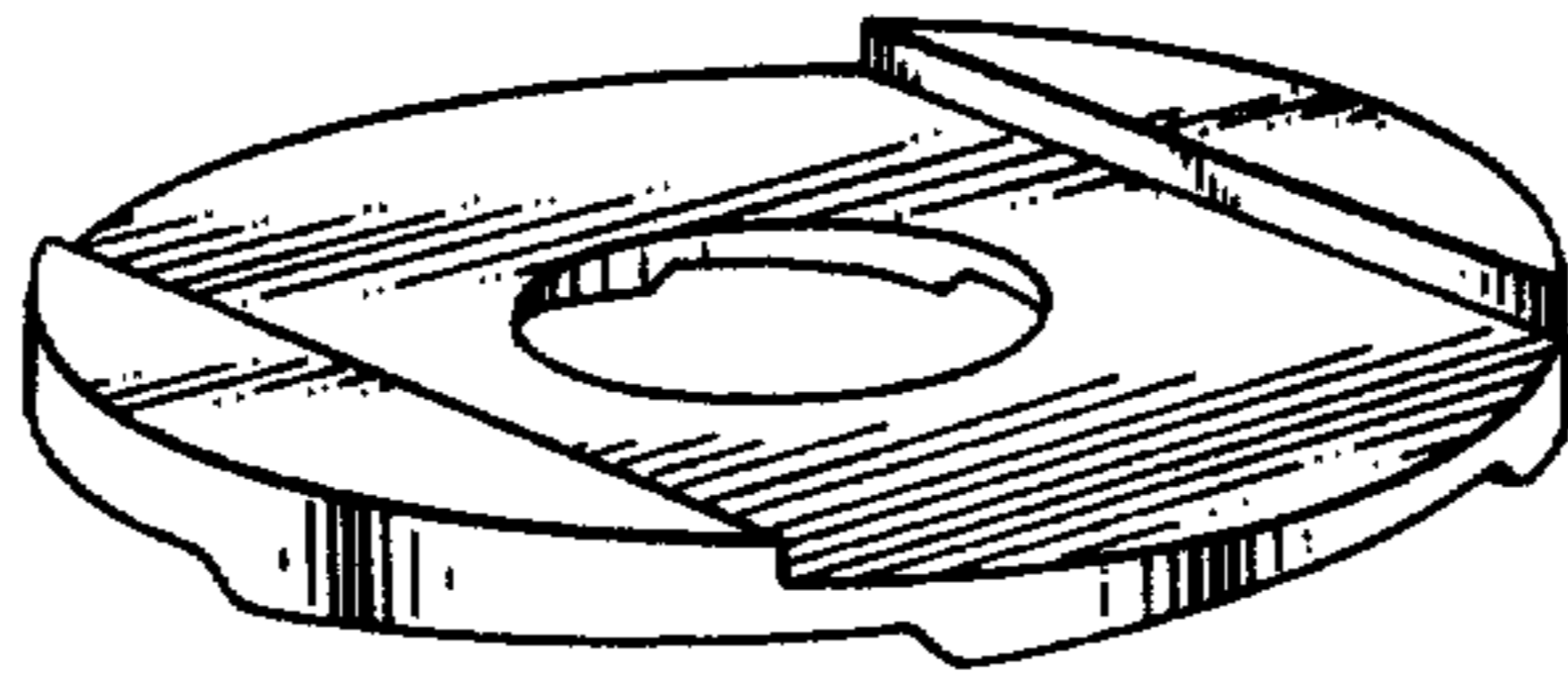


FIG. 1




FIG. 2

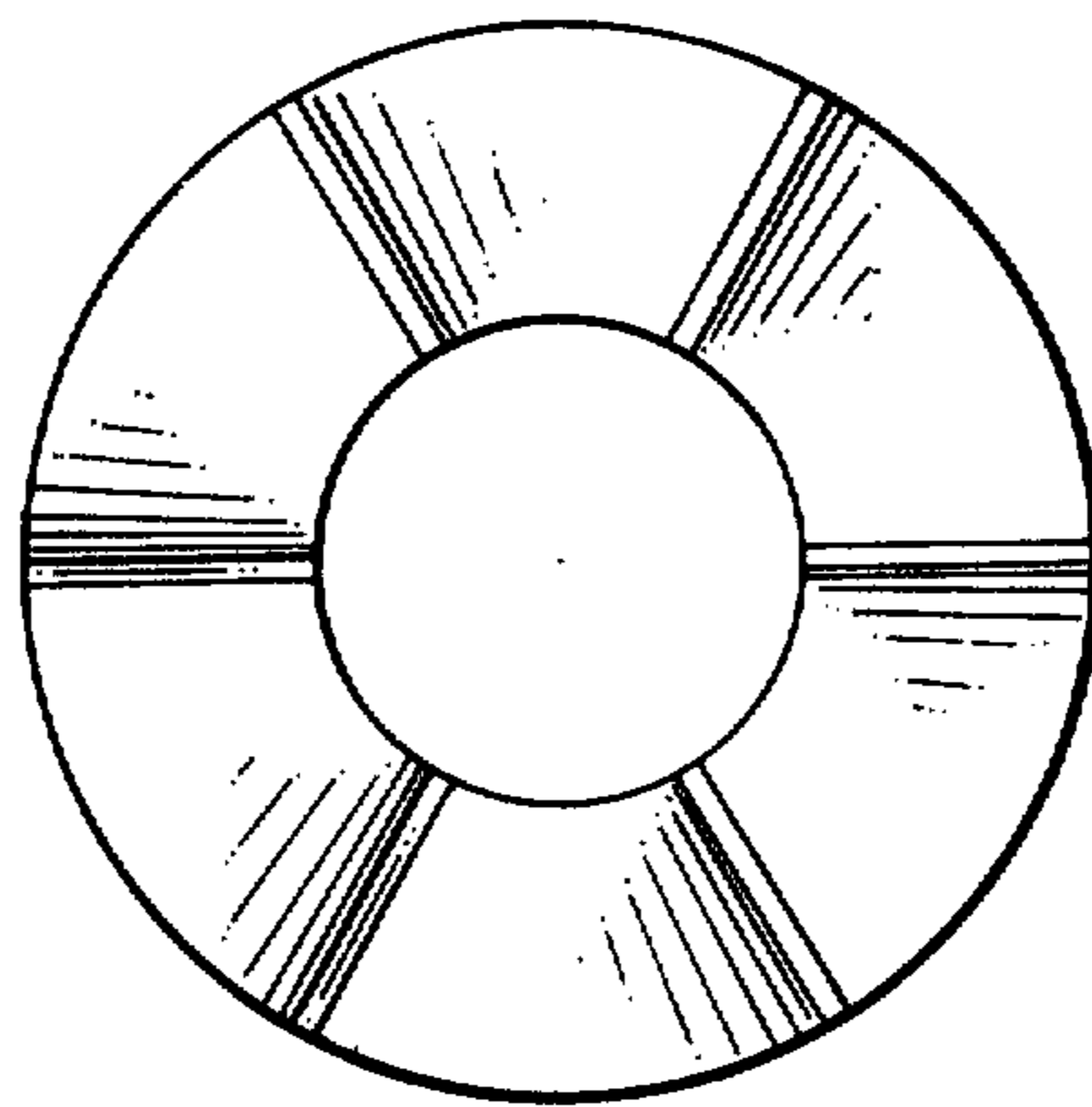


FIG. 3




FIG. 4