

[54] **OUTDOOR ELECTRICAL RECEPTACLE COVER**

[75] Inventors: **Louis L. Mastro**, Milford; **William C. Traylor**, Birmingham, both of Mich.

[73] Assignee: **Square D Company**, Palatine, Ill.

[**] Term: **14 Years**

[21] Appl. No.: **321,951**

[22] Filed: **Nov. 16, 1981**

[52] U.S. Cl. **D8/353; D13/31**

[58] Field of Search **D13/24, 27, 31; D8/350, D8/352, 353; 339/36, 37, 43, 44 R; 220/242; 174/67**

[56] **References Cited**

U.S. PATENT DOCUMENTS

- D. 231,896 6/1974 Zerwes D8/353
- D. 233,729 11/1974 De Forrest D8/353
- D. 253,225 10/1979 Petralia et al. D13/31 X
- 3,140,344 7/1964 Slater et al. 174/67

- 3,198,373 8/1965 Ramsing 220/242
- 4,036,396 7/1977 Kennedy et al. 174/67 X
- 4,102,466 7/1978 Jadatz 174/67 X

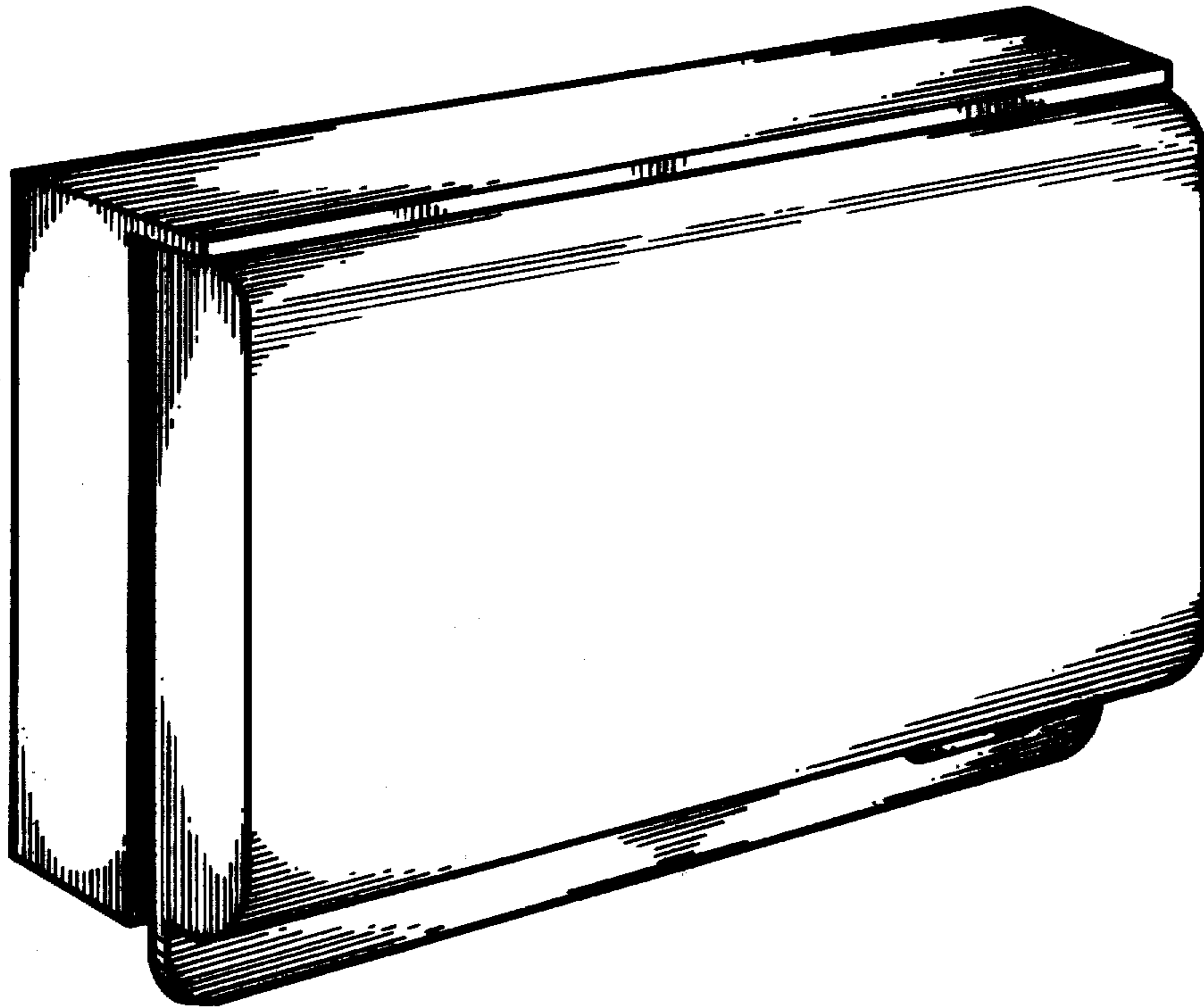
Primary Examiner—Susan J. Lucas
Attorney, Agent, or Firm—Stephen A. Litchfield;
Richard T. Guttman

[57] **CLAIM**

The ornamental design for an outdoor electrical receptacle cover, substantially as shown and described.

DESCRIPTION

FIG. 1 is a front perspective view of an outdoor electrical receptacle cover showing our new design;
 FIG. 2 is a side elevational view thereof;
 FIG. 3 is a bottom plan view thereof;
 FIG. 4 is a rear elevational view thereof;
 FIG. 5 is a front perspective view of a second embodiment of our new design;
 FIG. 6 is a side elevational view thereof;
 FIG. 7 is a bottom plan view thereof;
 FIG. 8 is a rear elevational view thereof.



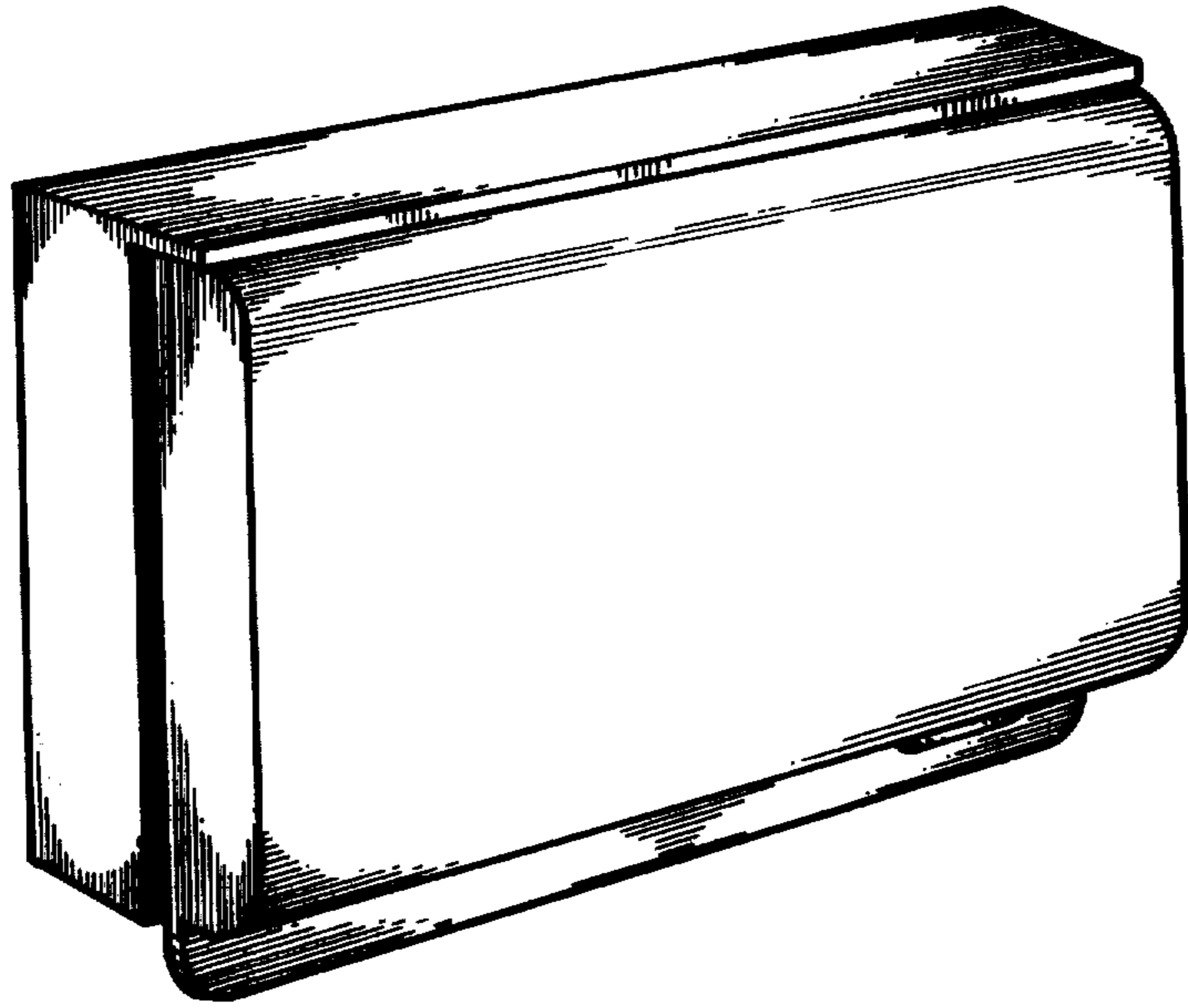


Fig. 1




Fig. 2

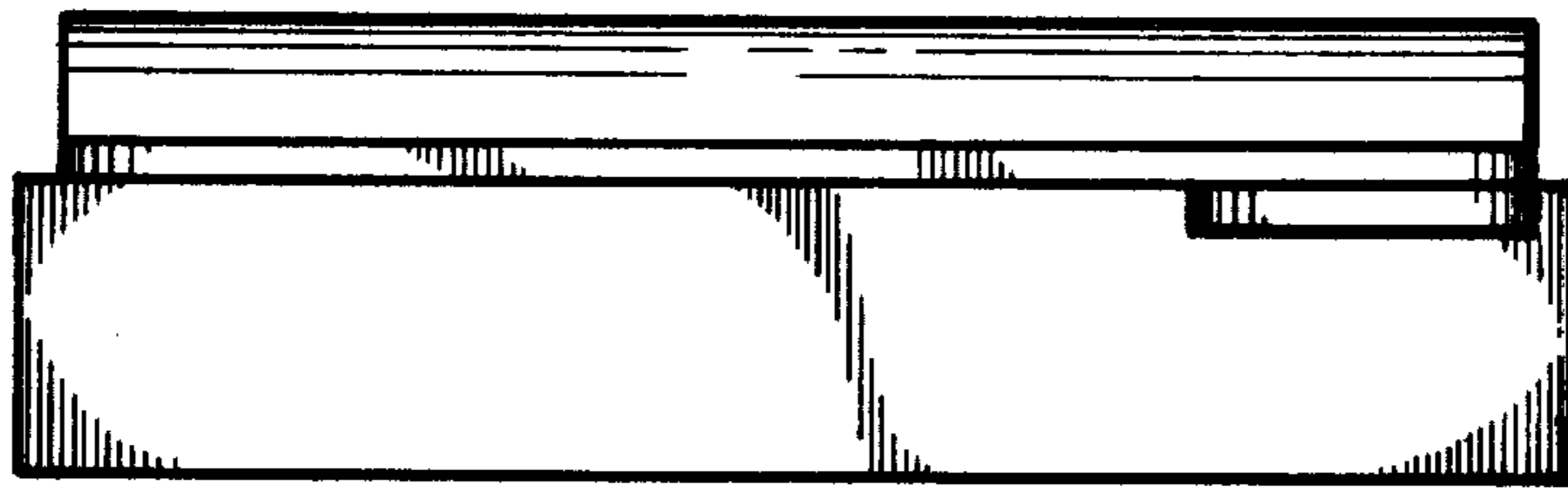


Fig. 3

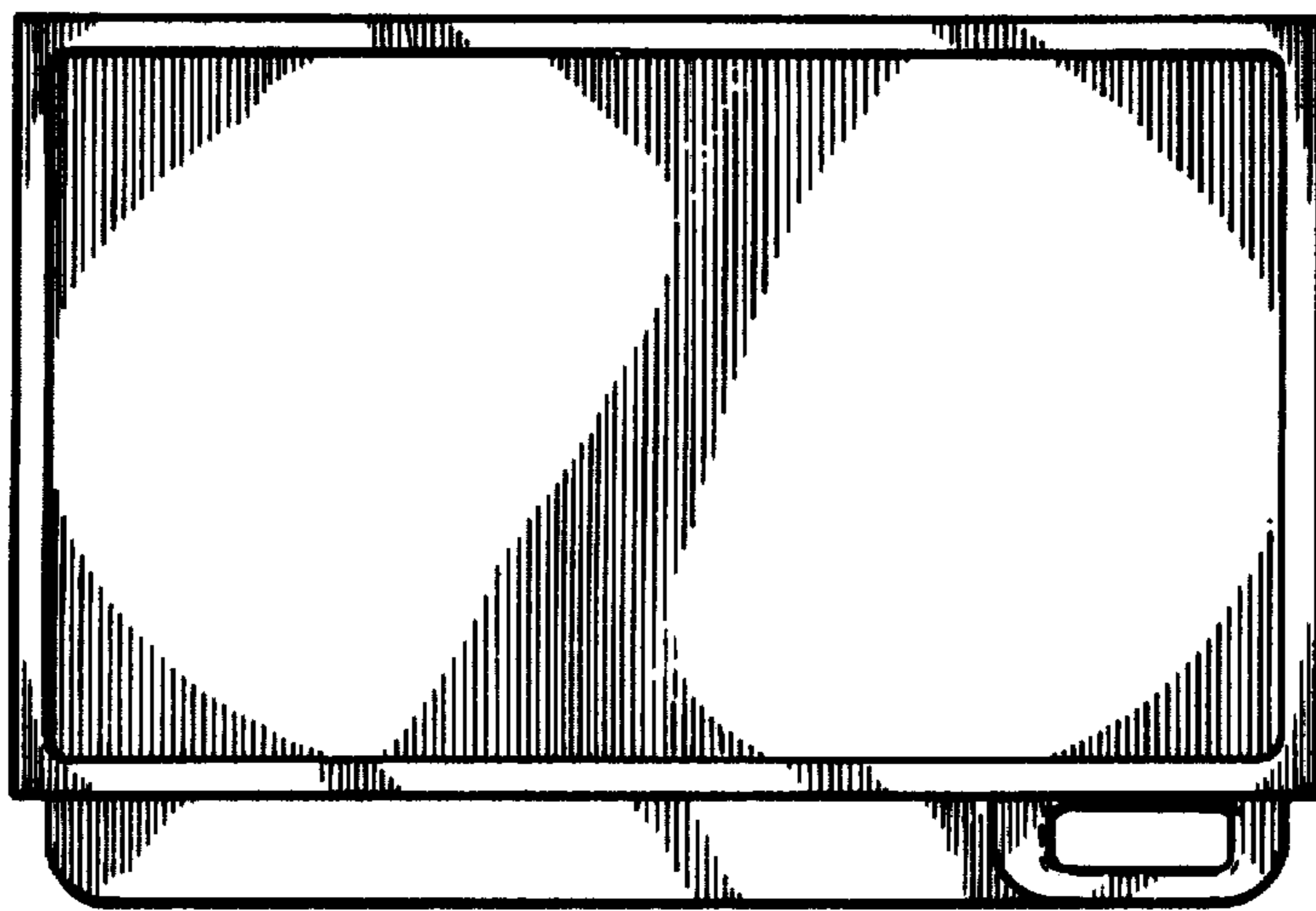


Fig. 4



Fig. 5




Fig. 6



Fig. 7




Fig. 8