

[54] CAMERA BAG

[76] Inventor: Robert Weinreb, 510 Broadway, New York, N.Y. 10012

[**] Term: 14 Years

[21] Appl. No.: 366,184

[22] Filed: Apr. 7, 1982

[52] U.S. Cl. D3/33; D3/71; D3/79

[58] Field of Search D3/30.1, 33-36, D3/42, 48, 71, 76-79; 150/52 R, 52 J

[56] References Cited

U.S. PATENT DOCUMENTS

D. 217,414	4/1970	Lang et al.	D3/33
D. 240,468	7/1976	Ainslie et al.	D3/33
D. 247,460	3/1978	Sykes	D3/33
D. 247,525	3/1978	Sykes	D3/33
D. 249,824	10/1978	Koszegi	D3/33
D. 258,702	3/1981	Weinreb	D3/33
1,455,452	5/1923	Semenick .	
2,164,493	7/1939	Branen	190/52
2,540,165	2/1951	Fiel	190/42
3,963,102	6/1976	Carp	190/51
4,212,377	7/1980	Weinreb	150/52 J

OTHER PUBLICATIONS

Best Products Cat. 1979, p. 311 Item "6".

Primary Examiner—George P. Word
Attorney, Agent, or Firm—Jacobs & Jacobs

[57] CLAIM

The ornamental design for a camera bag, as shown and described.

DESCRIPTION

FIG. 1 is a perspective view of a camera bag, showing my new design;
 FIG. 2 is a front elevational view;
 FIG. 3 is a rear elevational view;
 FIG. 4 is a left side elevational view;
 FIG. 5 is a right side elevational view;
 FIG. 6 is a top plan view;
 FIG. 7 is a bottom plan view;
 FIG. 8 is a perspective view, with a portion of the top flap opened to show the top opening and zipper compartment; and
 FIG. 9 is a perspective view thereof, with the front broken away and omitted for convenience of illustration to show the interior.
 Partial showing of surface shading indicating a fabric texture is understood to be continuous on those surfaces where shown.




FIG. 1


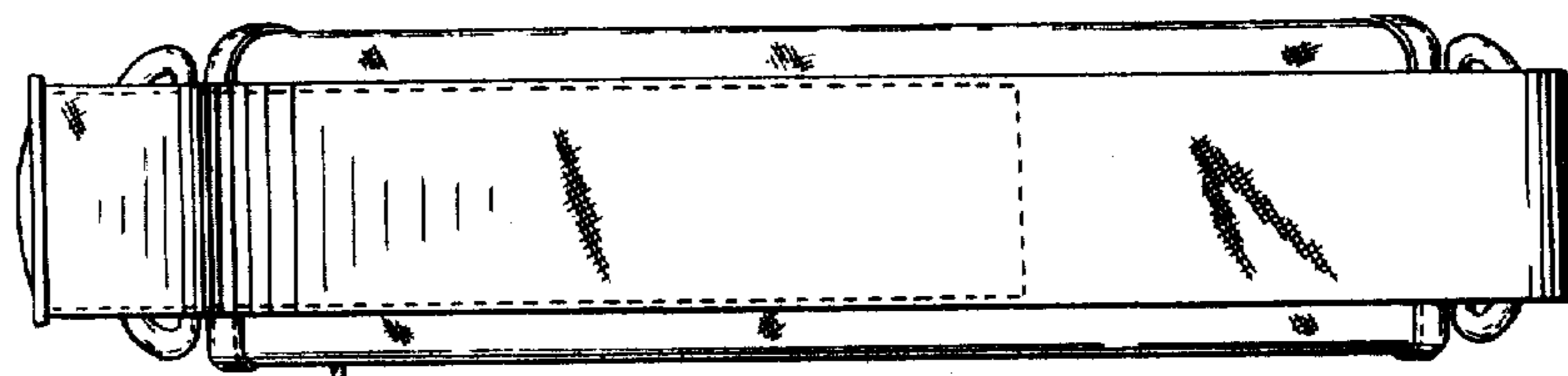


FIG. 6







FIG. 2

FIG. 3



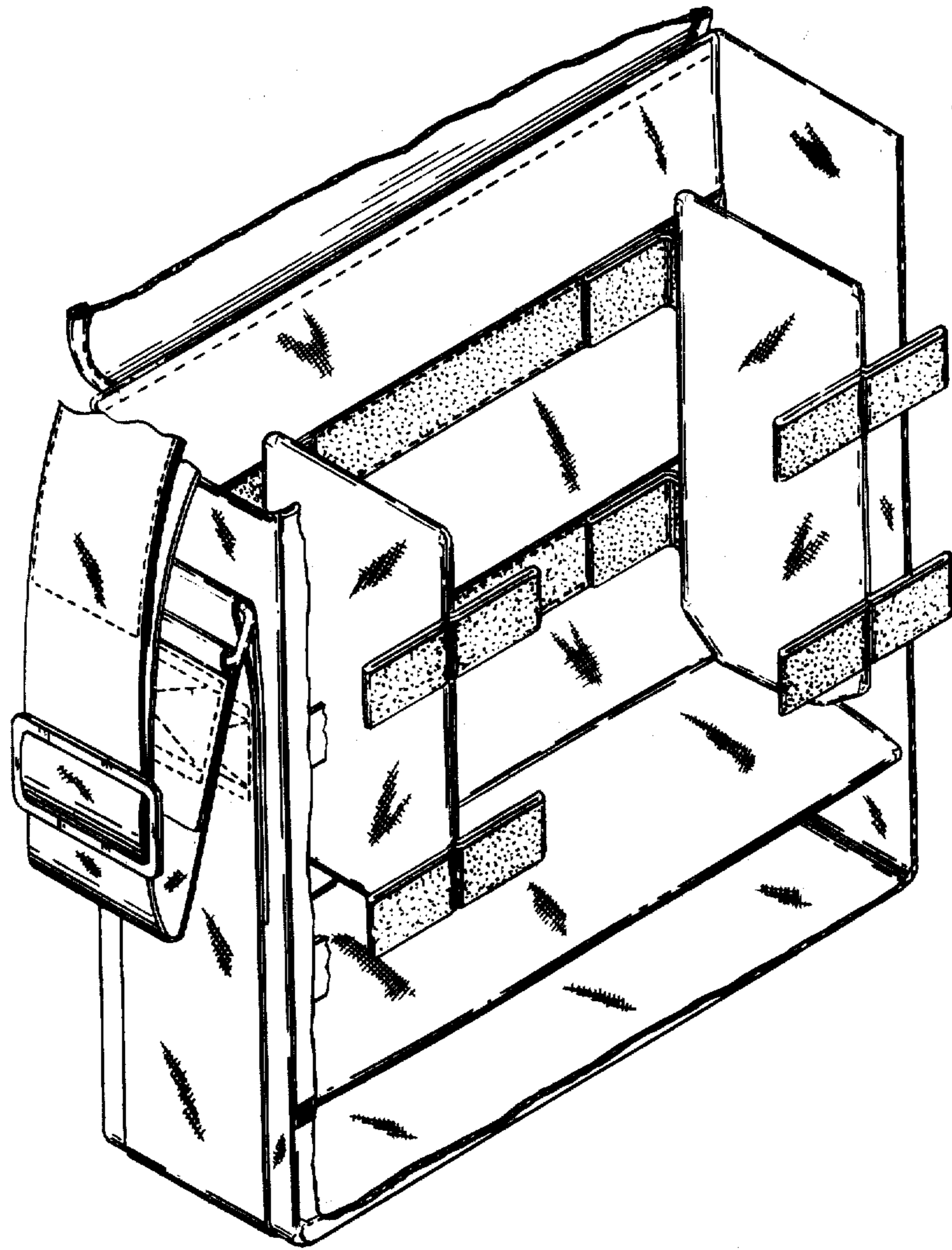


FIG. 9

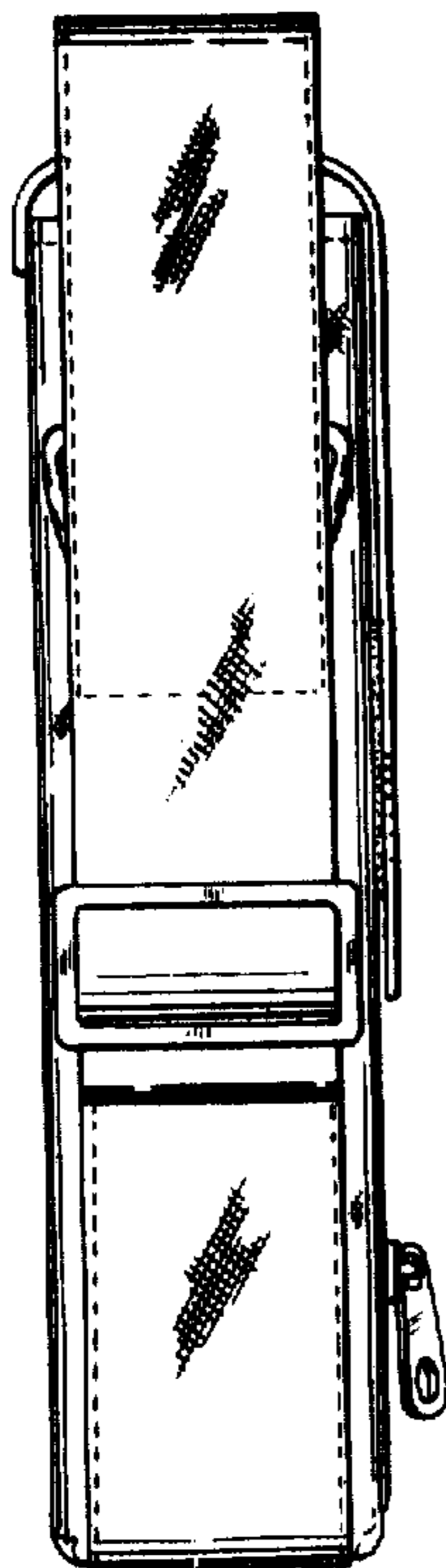


FIG. 4




FIG. 5

FIG. 8

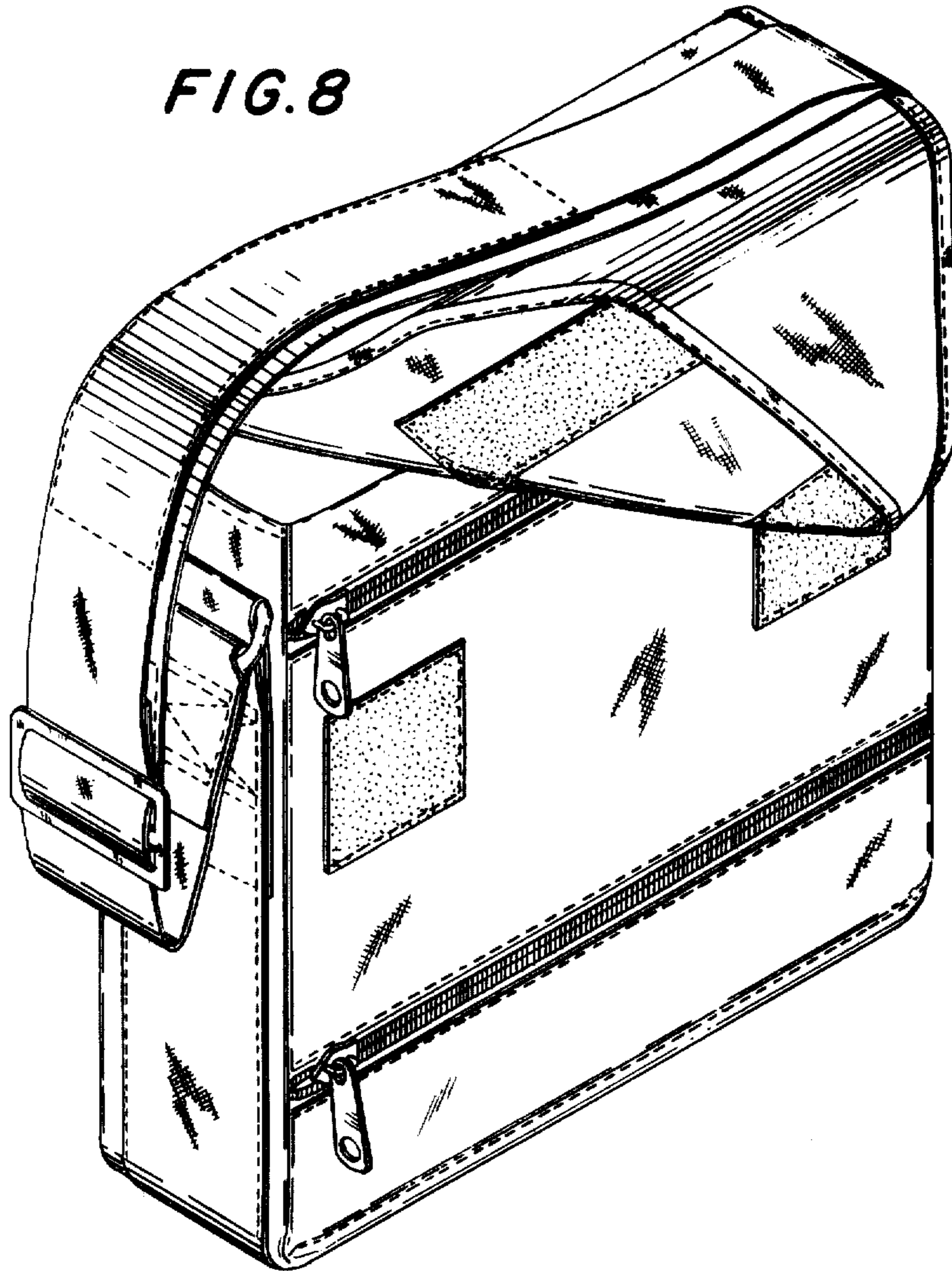


FIG. 7

