

[54] TENNIS RACKET FRAME

[75] Inventor: Minoru Yoneyama, Koshiji, Japan

[73] Assignee: Yonex Sports Kabushiki Kaisha, Niigata, Japan

[\*\*] Term: 14 Years

[21] Appl. No.: 258,273

[22] Filed: Apr. 28, 1981

[30] Foreign Application Priority Data

Mar. 6, 1981 [JP] Japan ..... 56-8934

[52] U.S. Cl. .... D21/212

[58] Field of Search ..... D21/212; 273/73 R, 73 C, 273/73 G, 73 H

[56] References Cited PUBLICATIONS

Domus, Jul.-Aug., 1980, p. 7, top, Specter Racket by Head. Sportcraft Cat., 1978, p. 30, Racket No. 13136, "Matador".

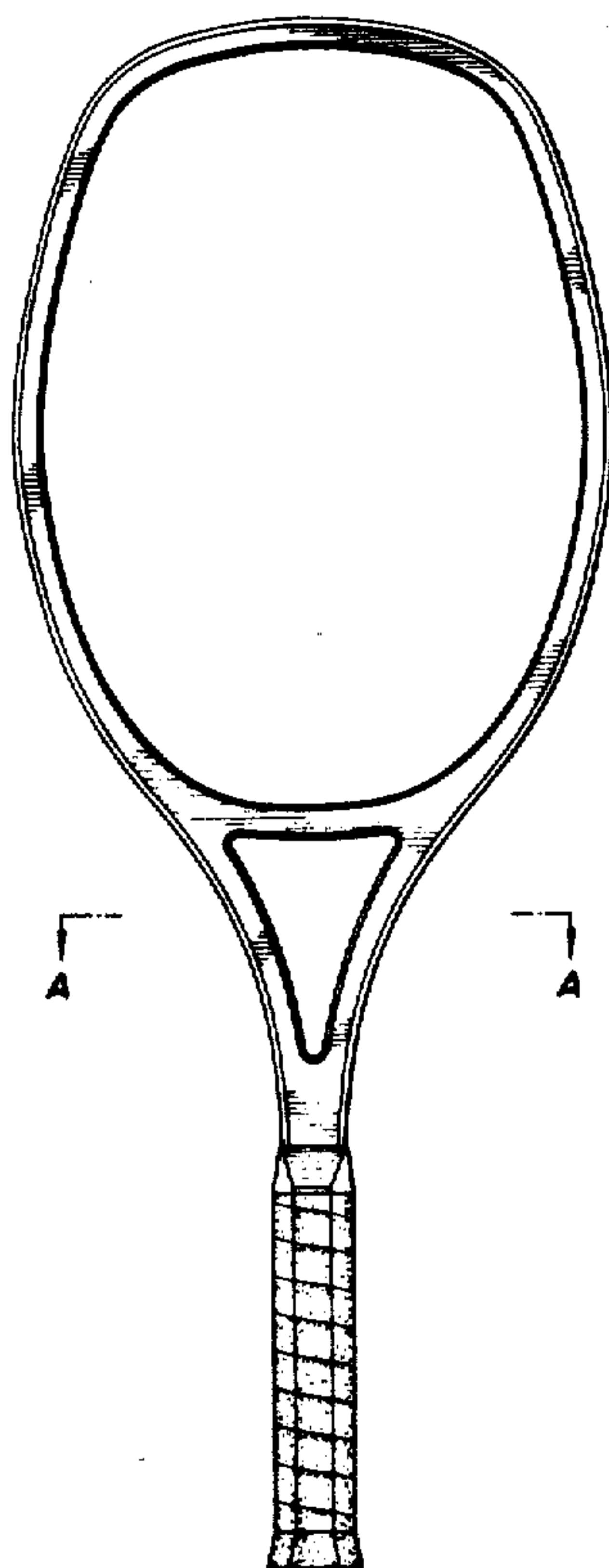
Primary Examiner—Melvin B. Feifer Attorney, Agent, or Firm—Wenderoth, Lind & Ponack

[57] CLAIM

The ornamental design for tennis racket frame, substantially as shown.

DESCRIPTION

FIG. 1 is a front elevational view of a tennis racket frame according to the design; FIG. 2 is a side elevational view thereof; FIG. 3 is a top plan view thereof; FIG. 4 is a bottom view thereof; and FIG. 5 is a transverse sectional view of the tennis racket frame taken along the line of A—A of FIG. 1.



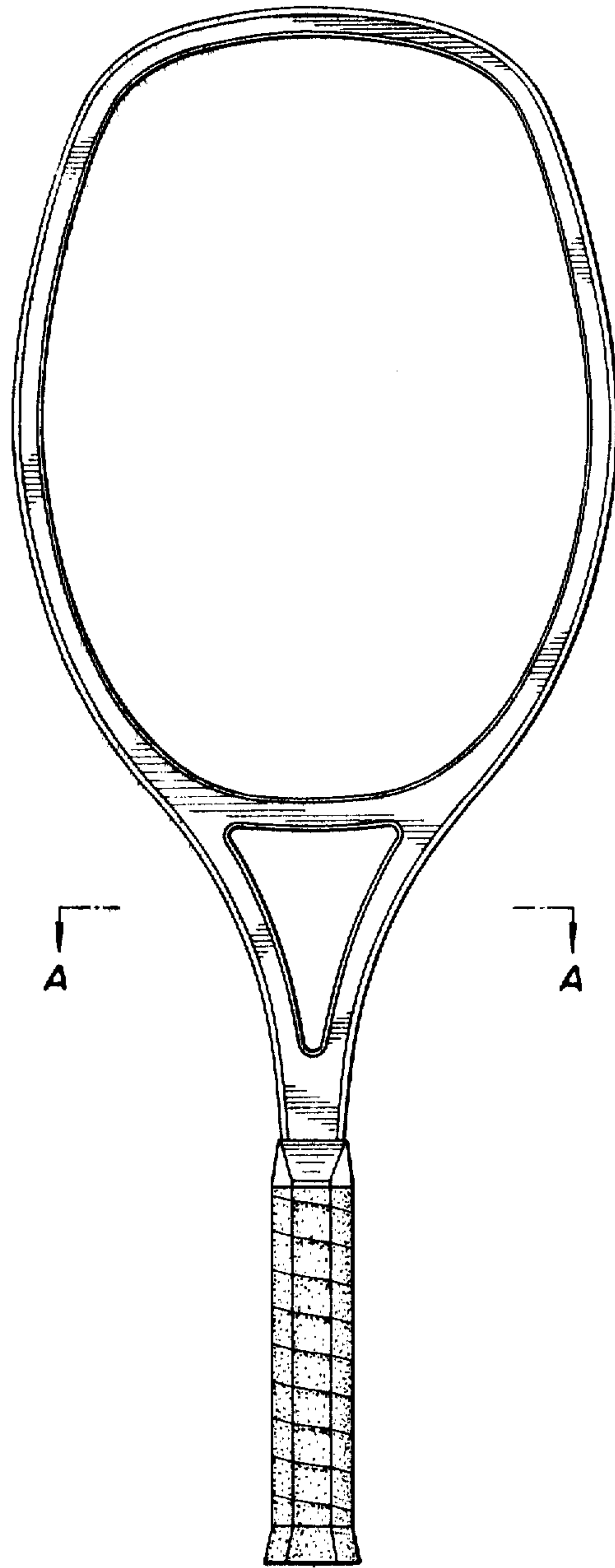


FIG. 1

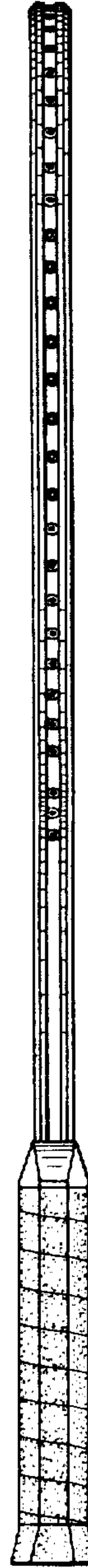


FIG. 2



FIG. 3



FIG. 4



FIG. 5