

[54] **INDICATOR AND DIAL FACE FOR MARINE KNOTMETER, LOG AND DEPTH SOUNDER**

[76] Inventor: **Ronald R. Overs**, 96 Fox Hunt La., East Amherst, N.Y. 14051

[**] Term: **14 Years**

[21] Appl. No.: **343,010**

[22] Filed: **Jan. 26, 1982**

[52] U.S. Cl. **D10/125**

[58] Field of Search **D10/46, 52-53, D10/70, 75, 78, 96-98, 102-103, 122-126; D12/192; 73/181-187, 301, 431, 432 AD; 116/62.4, DIG. 37, DIG. 43**

[56] **References Cited**

U.S. PATENT DOCUMENTS

D. 232,221	7/1974	Fujiani	D10/124
2,211,118	8/1940	Hills	116/62.4 X
2,287,554	6/1942	Hanson	116/62.4 X
3,126,738	3/1964	Taylor	73/182
3,321,969	5/1967	Spencer	73/187
3,364,739	1/1968	Foster	73/183
3,908,456	9/1975	Riggs	73/183
4,176,546	12/1979	Gibson	73/182

FOREIGN PATENT DOCUMENTS

588310	12/1959	Canada	116/62.4
256575	8/1948	Switzerland	73/181
403972	1/1934	United Kingdom	116/62.4

OTHER PUBLICATIONS

Goldbergs' Marine Discount Accessory Cat.-1978-p. 136 Knotmeters at top-left & bottom-right.

Sailboat Equipment Directory-p. 87-Knotmeters at top-right.

Primary Examiner-Nelson C. Holtje
Attorney, Agent, or Firm-Allen J. Jaffe

[57] **CLAIM**

The ornamental design for an indicator and dial face for marine knotmeter, log and depth sounder, as shown and described.

DESCRIPTION

FIG. 1 is a front elevational view of an indicator and dial face for marine knotmeter log, and depth sounder showing my new design;

FIG. 2 is a rear elevational view thereof;

FIG. 3 is a side elevational view thereof.

The broken line showings of FIG. 1 are environmental only and form no part of the claimed design.

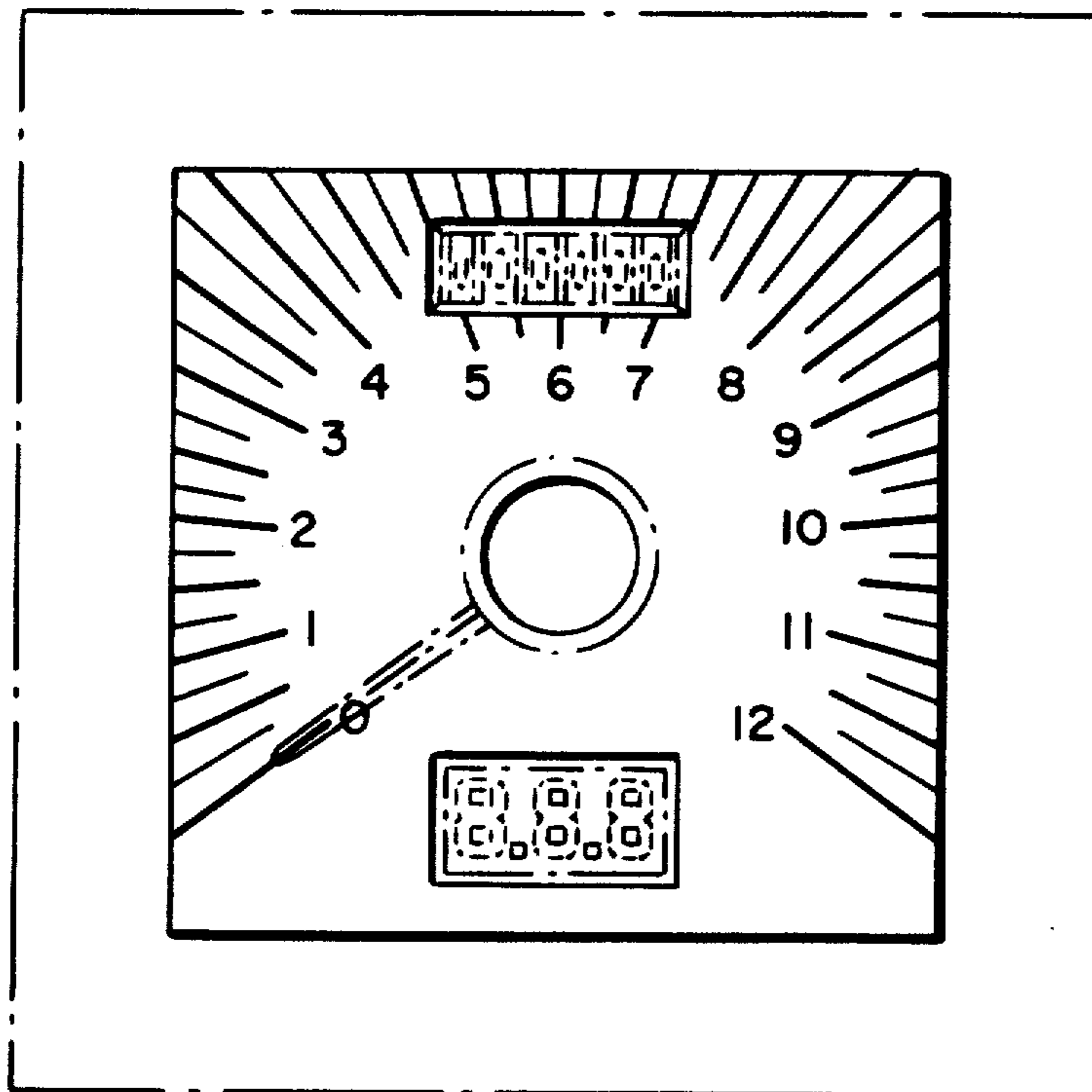


Fig. 1.

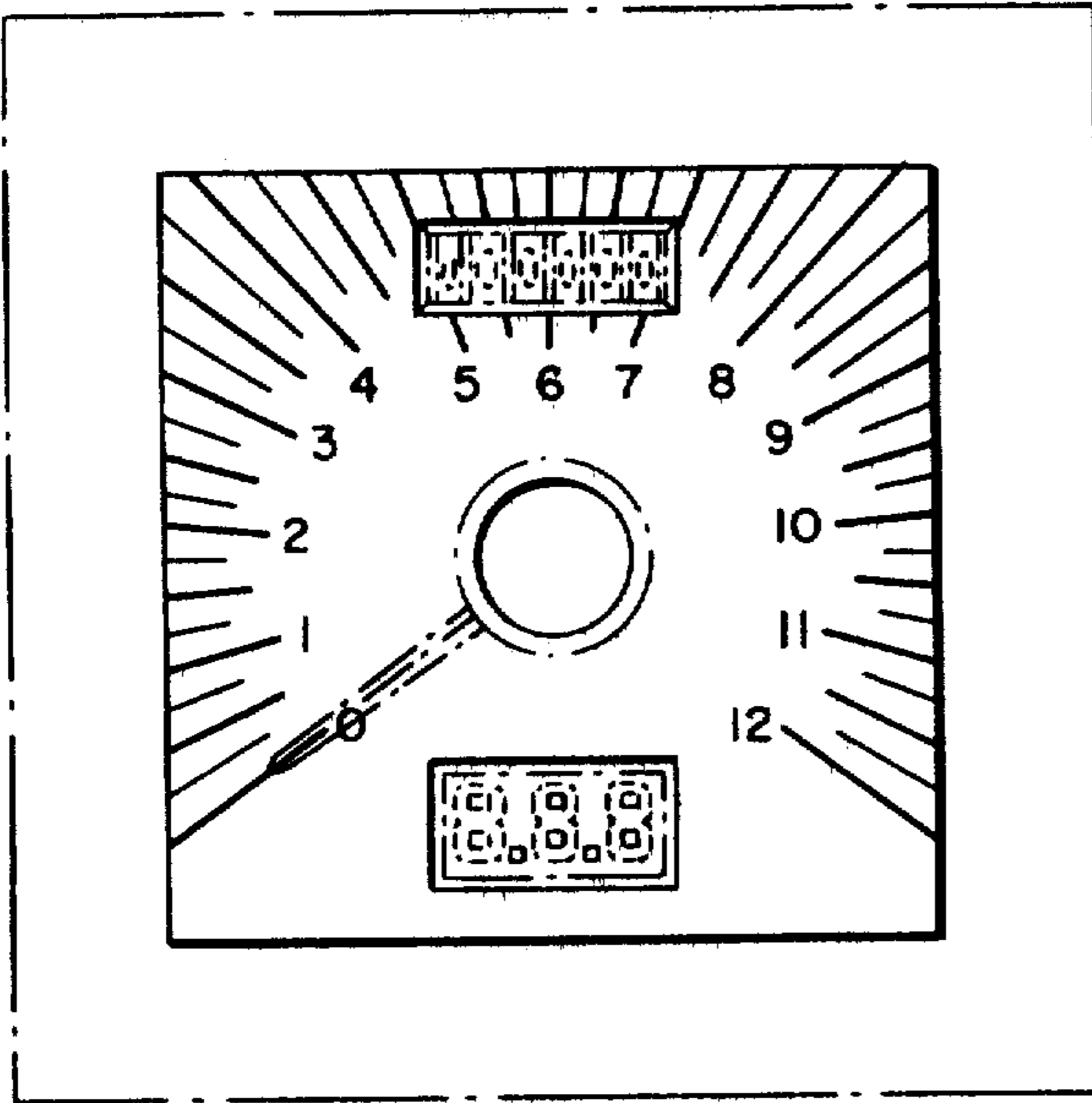


Fig. 2.

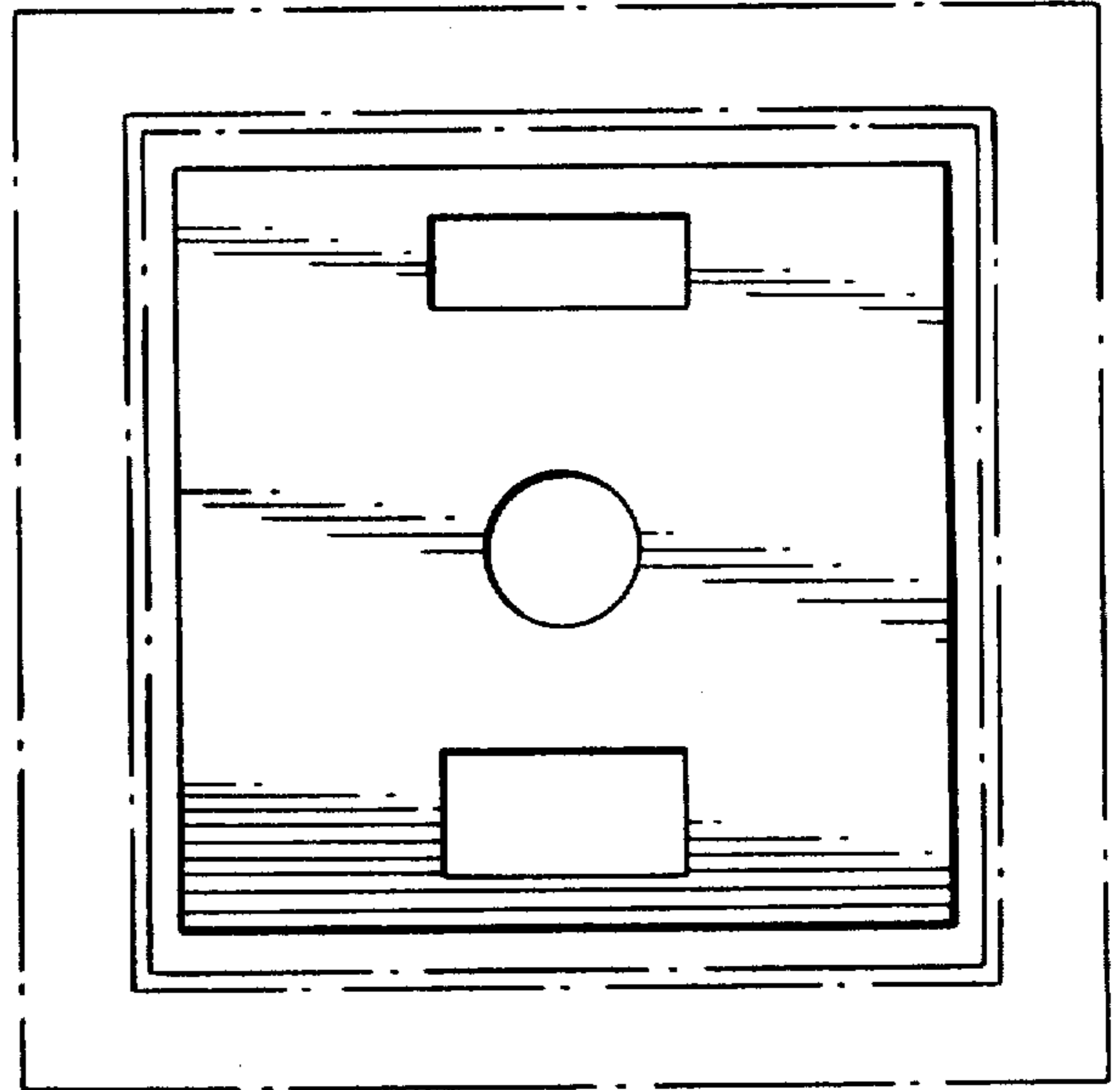


Fig. 3.

