

[54] KINGPIN GAGE  
 [75] Inventor: Samuel A. Martin, Holland, Mich.  
 [73] Assignee: Holland Hitch Company, Holland, Mich.  
 [\*\*] Term: 14 Years  
 [21] Appl. No.: 331,541  
 [22] Filed: Dec. 17, 1981  
 [52] U.S. Cl. .... D10/64; D10/61  
 [58] Field of Search ..... D10/61, 62, 64;  
 33/168 R, 180 AT, 181 AT, 203.18

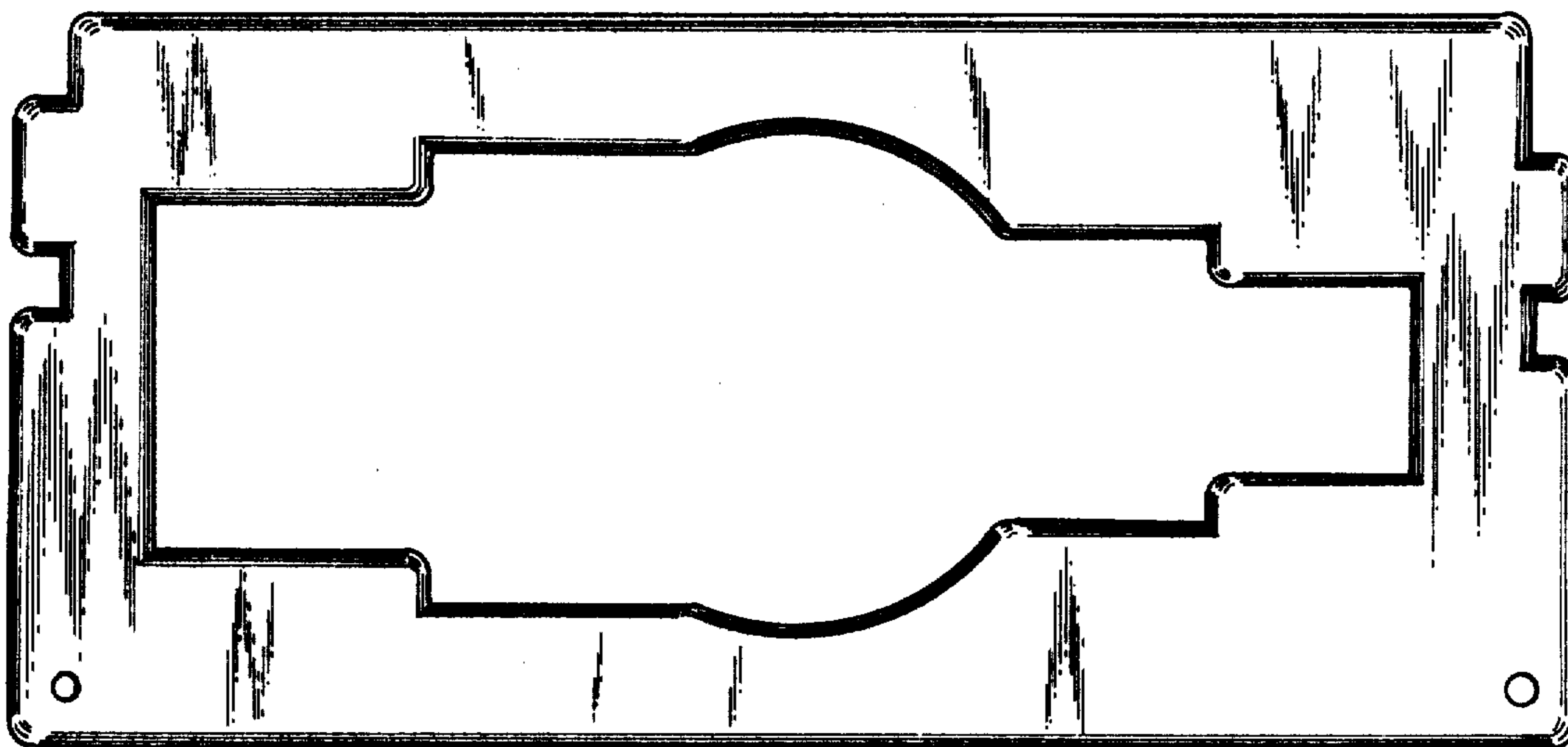
D. 242,904 1/1977 Benoit ..... D10/64  
 1,530,832 3/1925 Johnston ..... 33/203.18 X  
 2,528,431 10/1950 Greenberg ..... D10/64 X  
 2,632,255 3/1953 Mosca ..... 33/180 AT

Primary Examiner—Nelson C. Holtje  
 Attorney, Agent, or Firm—Price, Heneveld, Huizenga & Cooper

[56] References Cited  
 U.S. PATENT DOCUMENTS  
 D. 31,837 11/1899 Thomas ..... D10/64  
 D. 140,597 3/1945 Gilbert ..... D10/64  
 D. 194,371 1/1963 Hittle ..... D10/64

[57] CLAIM  
 The ornamental design for a kingpin gage, substantially as shown and described.

DESCRIPTION  
 FIG. 1 is a top plan view of a kingpin gage showing my new design;  
 FIG. 2 is a front edge elevational view thereof;  
 FIG. 3 is a bottom plan view thereof;  
 FIG. 4 is a left side elevational view thereof;  
 FIG. 5 is a right side elevational view thereof;  
 FIG. 6 is a rear edge elevational view thereof.



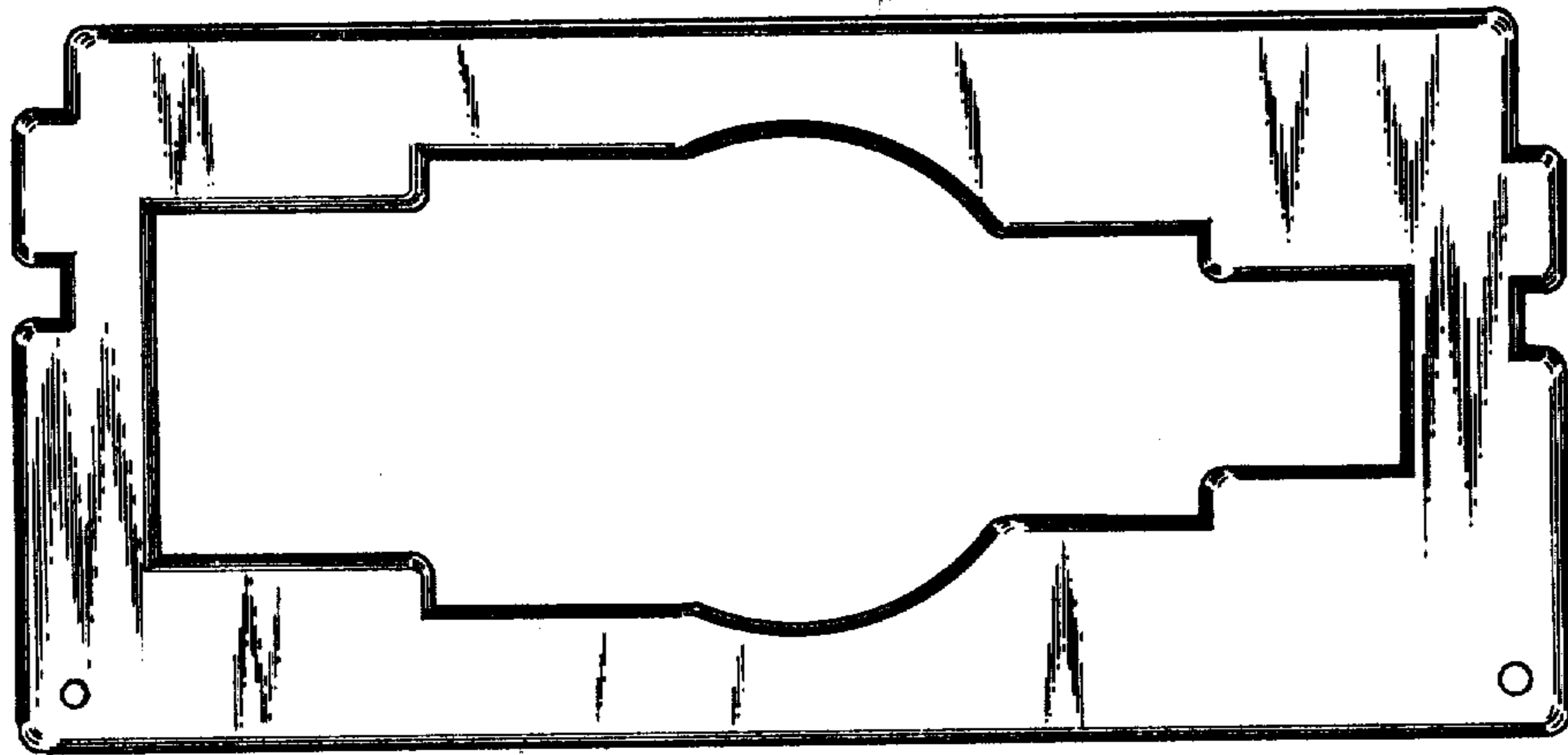


FIG 1




FIG 2



FIG 4

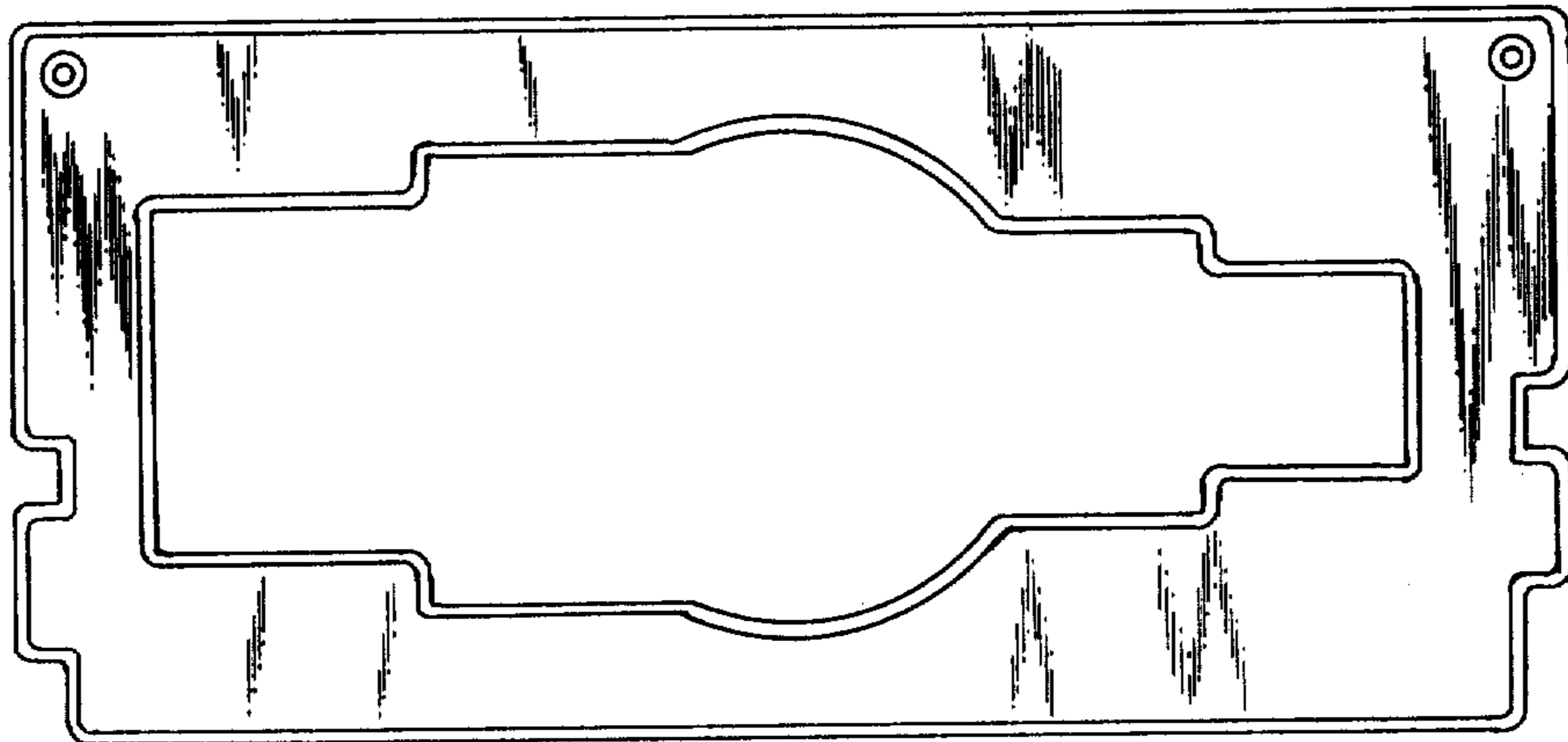


FIG 3



FIG 5

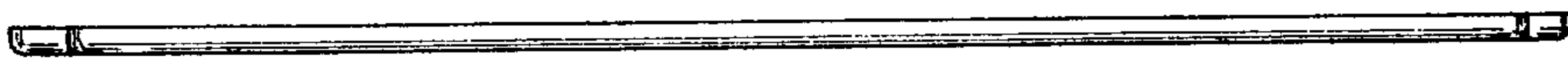


FIG 6