

[54] **WRITING INSTRUMENT CAP**
 [75] **Inventor:** Clarence Zierhut, Richardson, Tex.
 [73] **Assignee:** The Gillette Company, Boston, Mass.
 [**] **Term:** 14 Years
 [21] **Appl. No.:** 389,324
 [22] **Filed:** Jun. 17, 1982
 [52] **U.S. Cl.** D19/57; D19/56
 [58] **Field of Search** D19/35, 36, 41-51,
 D19/56, 57; 401/243

D. 221,033 6/1971 Wakai D19/57
 D. 238,068 12/1975 Marynissen D19/51
 D. 238,871 2/1976 Zierhut et al. D19/57
 D. 248,865 8/1978 Sussman et al. D19/57

Primary Examiner—George P. Word
Attorney, Agent, or Firm—Leonard J. Janowski

[57] **CLAIM**

The ornamental design for a writing instrument cap, as shown and described.

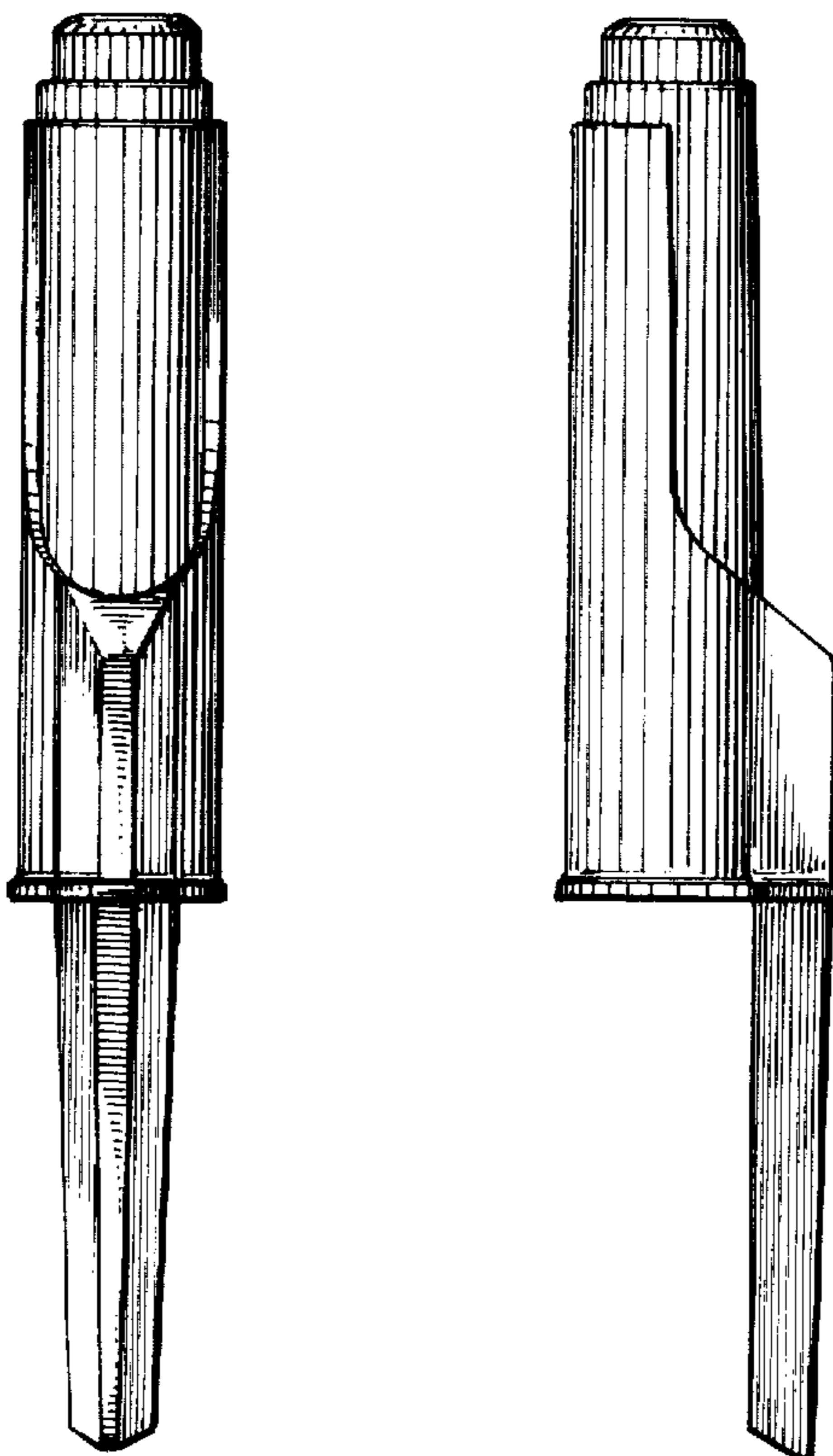
DESCRIPTION

FIG. 1 is a front elevational view of a writing instrument cap showing my new design;
 FIG. 2 is a left side elevational view thereof;
 FIG. 3 is a rear elevational view thereof;
 FIG. 4 is an enlarged scale top plan view thereof; and
 FIG. 5 is an enlarged scale bottom plan view thereof.

[56] **References Cited**

U.S. PATENT DOCUMENTS

D. 151,661 11/1948 Sherrer D19/57
 D. 206,735 1/1967 Levy D19/57
 D. 217,647 5/1970 Groft D19/57



U.S. Patent

Apr. 10, 1984

Des. 273,401

Fig. 1




Fig. 2

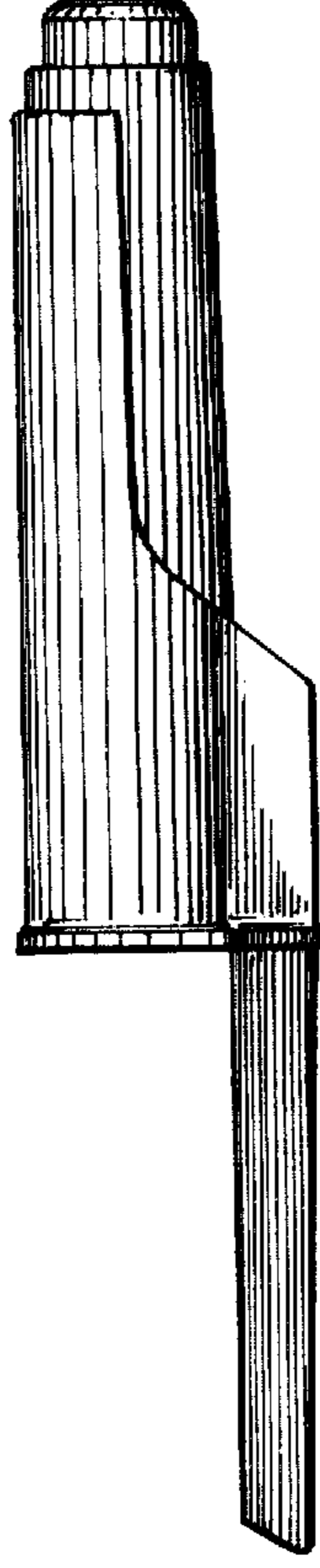


Fig. 3




Fig 4

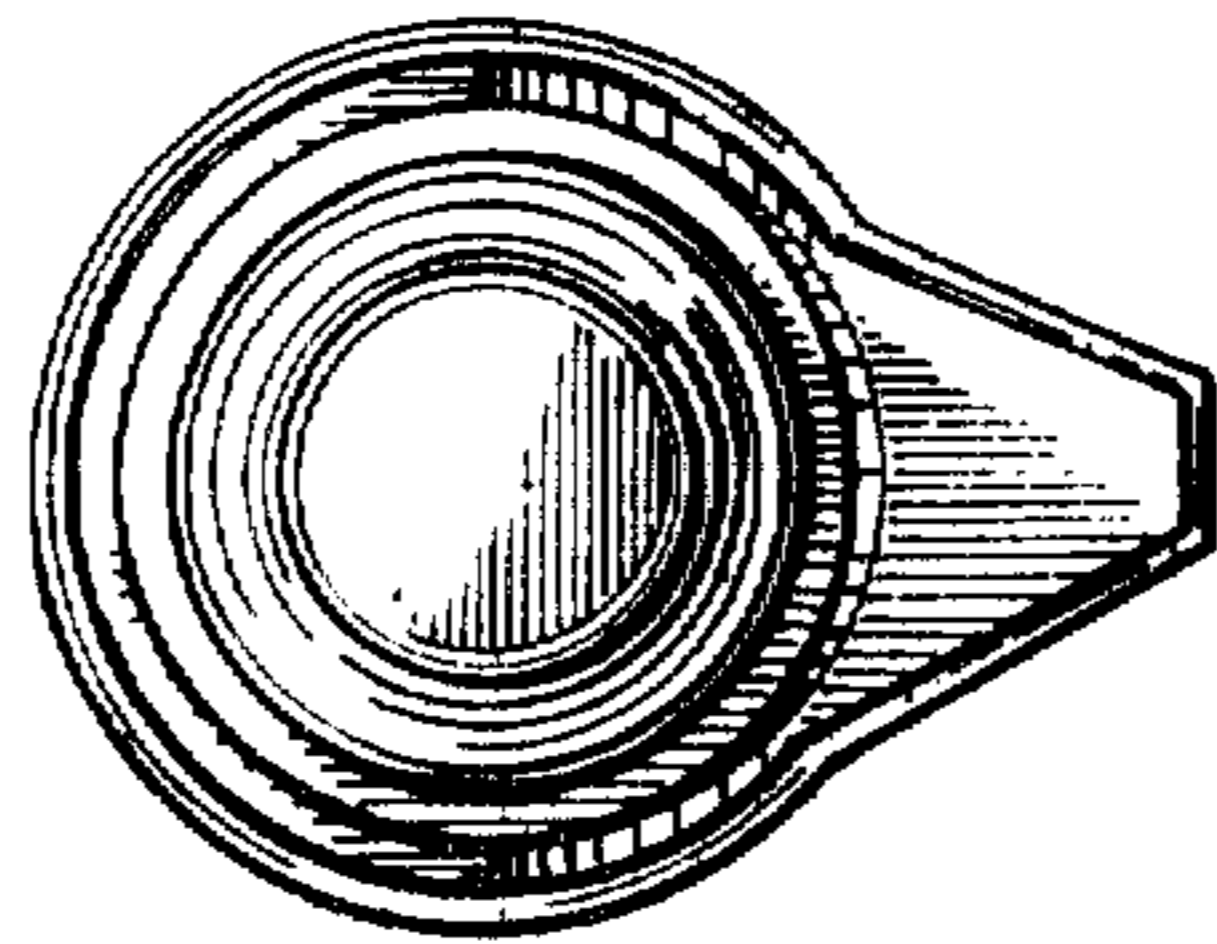


Fig 5

