

[54] **WRITING INSTRUMENT CAP**  
 [75] **Inventor:** Clarence Zierhut, Richardson, Tex.  
 [73] **Assignee:** The Gillette Company, Boston, Mass.  
 [\*\*] **Term:** 14 Years  
 [21] **Appl. No.:** 387,087  
 [22] **Filed:** Jun. 10, 1982  
 [52] **U.S. Cl.** ..... D19/57; D19/56  
 [58] **Field of Search** ..... D19/35, 36, 41-51,  
 D19/56, 57; 401/243

D. 221,033 6/1971 Wakai ..... D19/57  
 D. 238,068 12/1975 Maryynissen ..... D19/51  
 D. 238,871 2/1976 Zierhut et al. .... D19/57  
 D. 248,865 8/1978 Sussman et al. .... D19/57

*Primary Examiner*—George P. Word  
*Attorney, Agent, or Firm*—Leonard J. Janowski

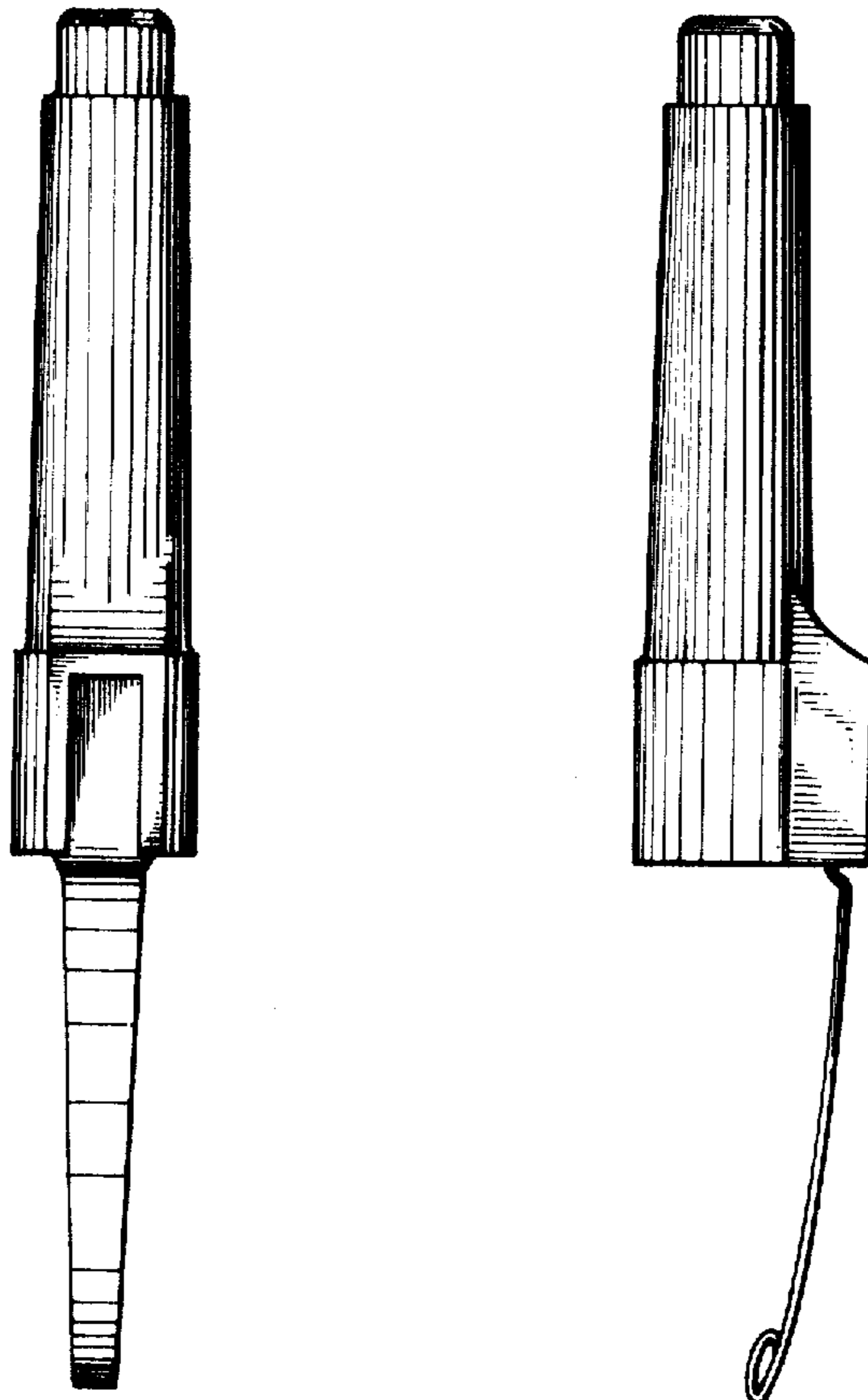
[57] **CLAIM**

The ornamental design for a writing instrument cap, as shown and described.

**DESCRIPTION**

FIG. 1 is a front elevational view of a writing instrument cap showing my new design;  
 FIG. 2 is a left side elevational view thereof;  
 FIG. 3 is a rear elevational view thereof;  
 FIG. 4 is an enlarged scale top plan view thereof; and  
 FIG. 5 is an enlarged scale bottom plan view thereof.

[56] **References Cited**  
**U.S. PATENT DOCUMENTS**  
 D. 151,661 11/1948 Sherrer ..... D19/57  
 D. 206,735 1/1967 Levy ..... D19/57  
 D. 217,647 5/1970 Grift ..... D19/57



U.S. Patent

Apr. 10, 1984

Des. 273,398

Fig. 1




Fig. 2




Fig. 3




Fig. 4

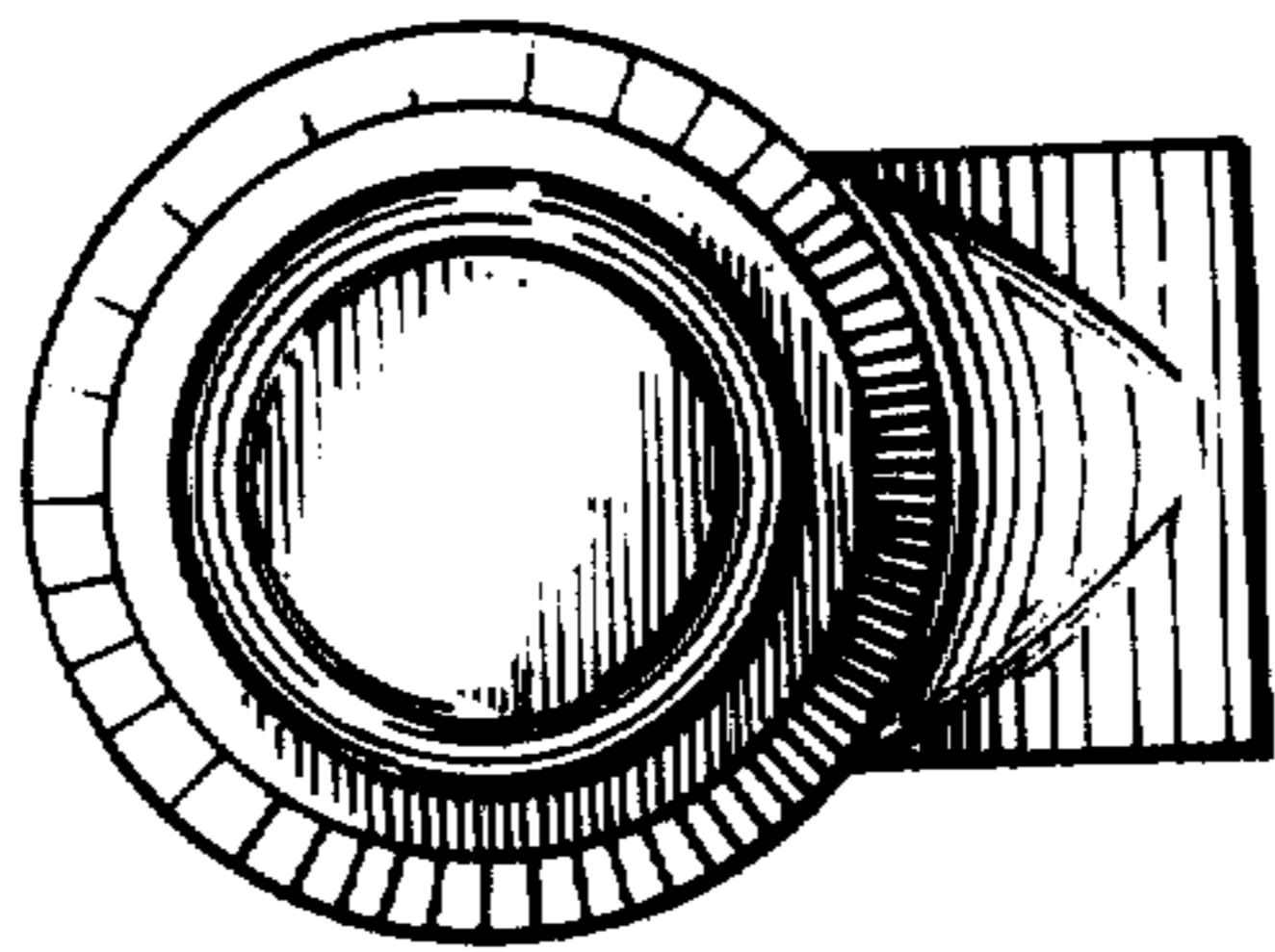


Fig. 5

