

[54] ELECTRONIC CALCULATOR

[75] Inventor: Keiji Sakata, Osaka, Japan

[73] Assignee: Sharp Corporation, Osaka, Japan

[**] Term: 14 Years

[21] Appl. No.: 361,490

[22] Filed: Mar. 24, 1982

[30] Foreign Application Priority Data

Sep. 30, 1981 [JP] Japan 56-43797

[52] U.S. Cl. D18/7

[58] Field of Search D18/2, 6-8, D18/11, 12; D10/2, 15, 46.1; D19/59, 60; D21/13; 364/706-710; 200/5 A; D14/100, 115

[56] References Cited

U.S. PATENT DOCUMENTS

D. 263,602 3/1982 Yoshioka et al. D18/7

D. 265,837 8/1982 Yamagami D18/7

D. 269,355 6/1983 Yamagami D18/7

OTHER PUBLICATIONS

HFD-Retailing Home Furnishings, 10/13/80, p. 77-Calculator SX880 at center.

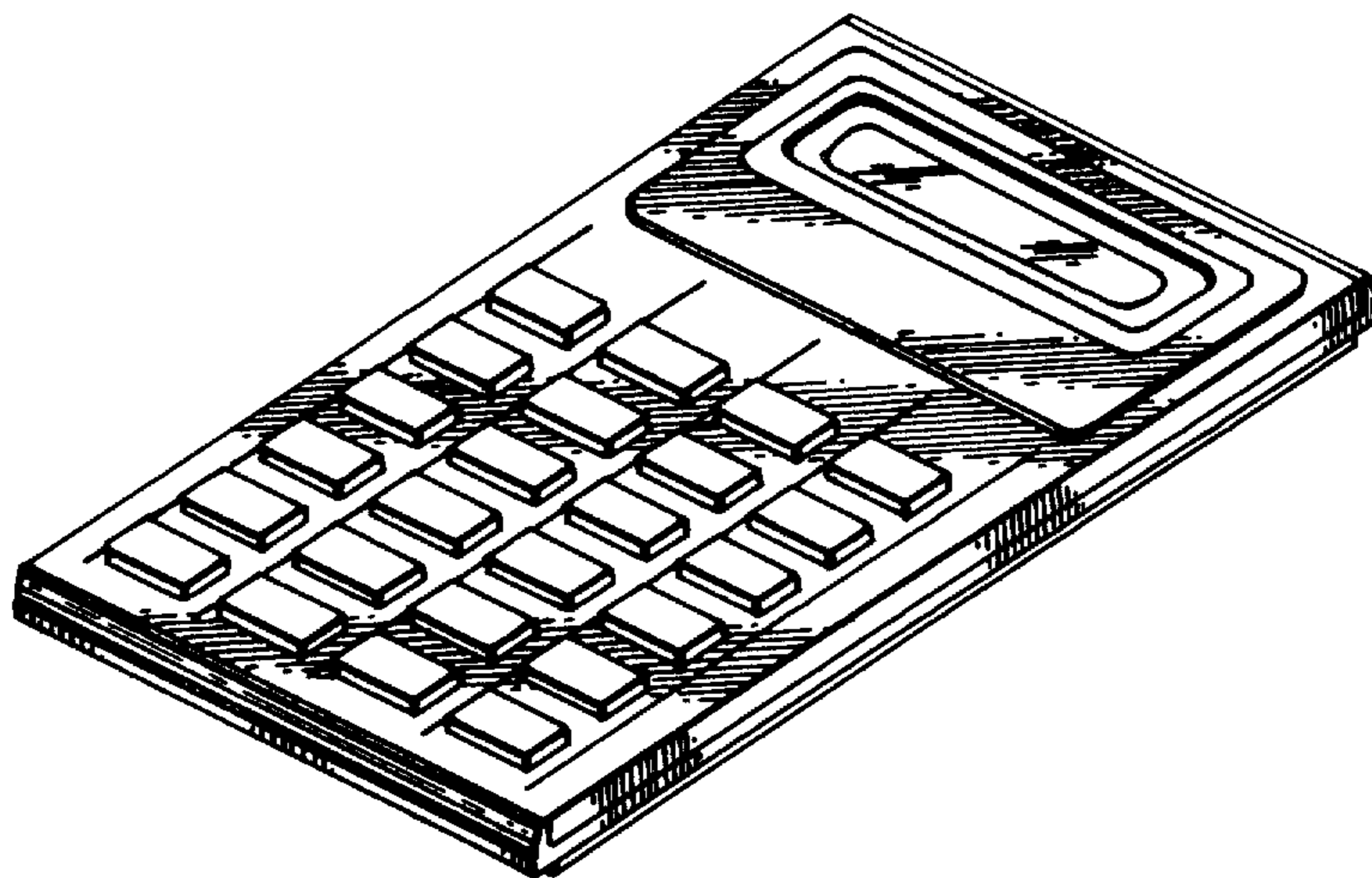
Primary Examiner—Louis S. Zarfes
Attorney, Agent, or Firm—Flehr, Hohbach, Test, Albritton & Herbert

[57] CLAIM

The ornamental design for an electronic calculator, as shown and described.

DESCRIPTION

FIG. 1 is a perspective view of an electronic calculator showing my new design;
FIG. 2 is a top plan view thereof;
FIG. 3 is a bottom plan view thereof;
FIG. 4 is a front elevational view thereof;
FIG. 5 is a rear elevational view thereof;
FIG. 6 is a right side elevational view thereof; and
FIG. 7 is a left side elevational view thereof.






FIG. 1

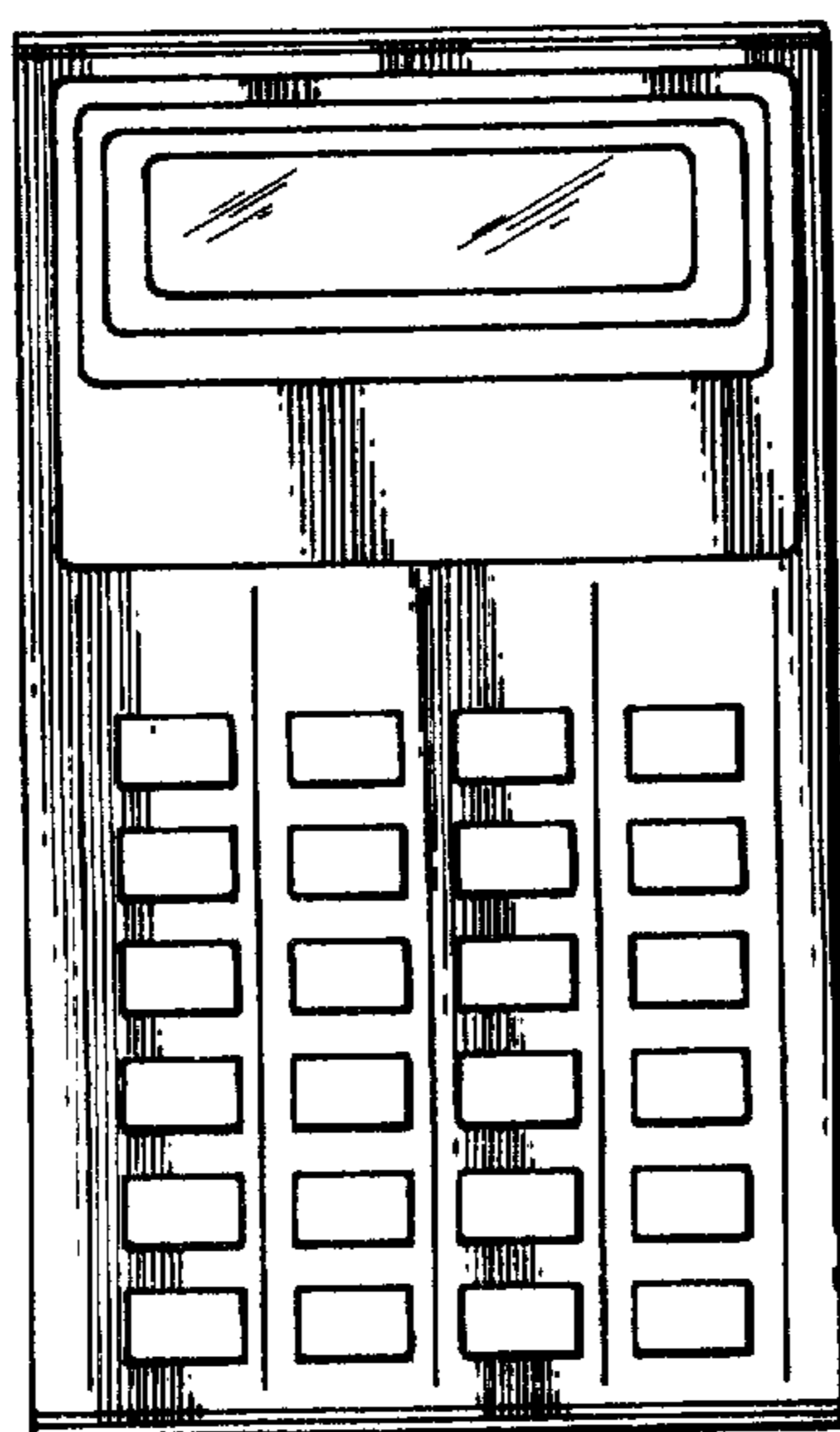


FIG. 2




FIG. 3



FIG. 4



FIG. 5



FIG. 6



FIG. 7