

[54] CUTTER BIT

[76] Inventor: Will M. Lassiter, 1703 Deep River Rd., High Point, N.C. 27260

[\*\*] Term: 14 Years

[21] Appl. No.: 223,915

[22] Filed: Jan. 9, 1981

Related U.S. Application Data

[62] Division of Ser. No. 7,100, Jan. 29, 1979, Pat. No. Des. 263,598.

[52] U.S. Cl. .... D15/139

[58] Field of Search ..... D15/127, 130-132, D15/139; 407/30, 33, 54, 55, 57, 60-62, 113, 114, 117; 408/72 R, 79, 115 R, 204, 207; 144/219, 193 R, 193 D, 193 G, 240-241

[56] References Cited

U.S. PATENT DOCUMENTS

D. 246,524	11/1977	Lauber	.....	D15/139
395,285	12/1888	Manning	.....	144/219
1,063,995	6/1913	Mintz	.....	407/54
1,409,258	3/1922	Stenger	.....	144/219
1,702,812	2/1929	Cochran	.....	407/57
3,344,497	10/1967	Osborne	.....	144/219
4,145,159	3/1979	Yamada et al.	.....	144/219

Primary Examiner—B. J. Bullock

[57] CLAIM

The ornamental design for a cutter bit, as shown and described.


DESCRIPTION

FIG. 1 is a front elevational view of a cutting bit showing my new design; the rear being a mirror image thereof;

FIG. 2 is a side elevational view taken from the right of FIG. 1; the side opposite being a mirror image thereof;

FIG. 3 is a top plan view thereof; and

FIG. 4 is an enlarged perspective view thereof.






FIG. 3




FIG. 1

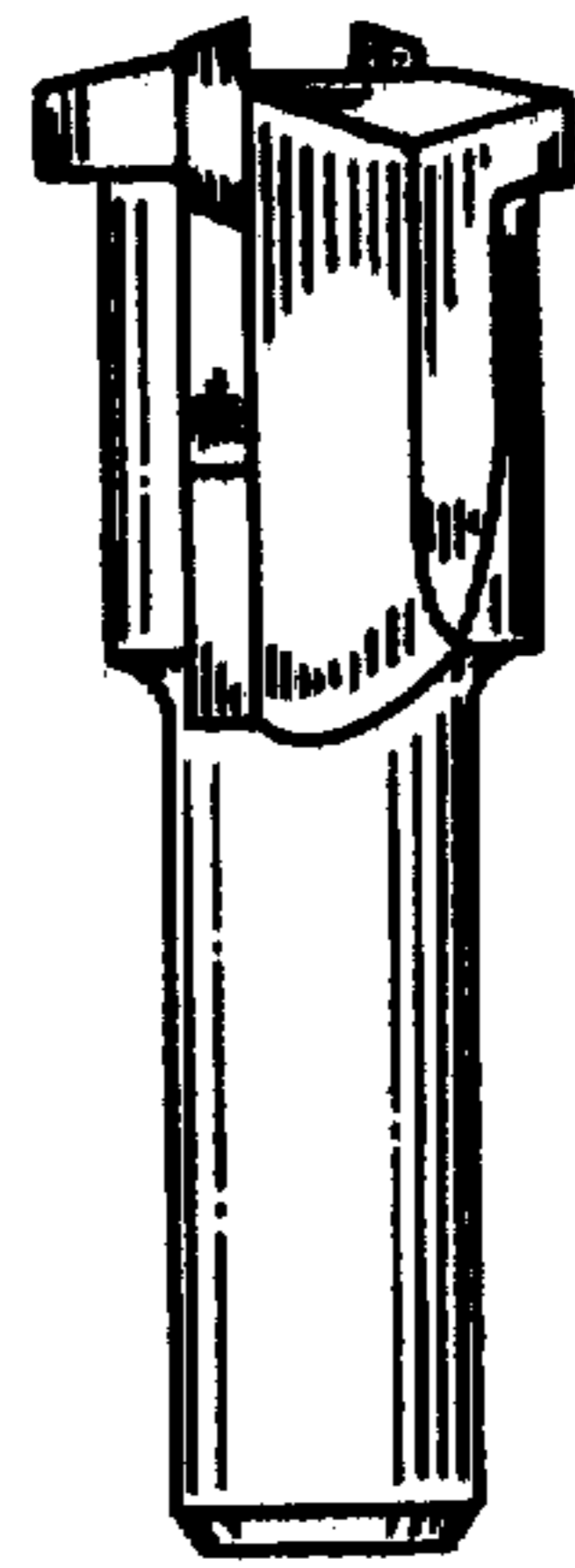


FIG. 2




FIG. 4