

[54] LOCKING TIE FOR FASTENING, BINDING OR THE LIKE

[76] Inventor: Tadashi Suzuki, 37-16, Oaza Fujikubo, Miyoshi-cho, Iruma-gun, Saitama-ken, Japan

[**] Term: 14 Years

[21] Appl. No.: 285,925

[22] Filed: Jul. 22, 1981

[30] Foreign Application Priority Data

Feb. 13, 1981 [JP] Japan 56-5244
[52] U.S. Cl. D8/394; D8/396
[58] Field of Search D8/356, 394, 396, 382; 24/16 PB, 17 A, 17 AP; 248/74.5

[56] References Cited

U.S. PATENT DOCUMENTS

- D. 224,960 10/1972 Wilson D8/396
D. 256,438 8/1980 Woods D8/394
3,258,819 7/1966 Weckesser 248/74 PB
3,490,104 1/1970 Kakel 24/16 PB
3,590,442 7/1971 Geisinger 24/16 PB
4,009,509 3/1977 McCormick 24/16 PB
4,236,280 12/1980 Kreiseder 24/17 A

FOREIGN PATENT DOCUMENTS

2508230 9/1976 Fed. Rep. of Germany ... 24/16 PB

Primary Examiner—B. J. Bullock
Attorney, Agent, or Firm—Mason, Fenwick & Lawrence

[57] CLAIM

The ornamental design for a locking tie for fastening, binding or the like, substantially as shown and described.

DESCRIPTION

FIG. 1 is a reduced side elevational of a locking tie for fastening, binding or the like embodying my new design;
FIG. 2 is a reduced top plan view thereof;
FIG. 3 is a reduced bottom plan view thereof;
FIG. 4 is a reduced end elevational view taken from the left of FIG. 1;
FIG. 5 is a reduced end elevational view taken from the right of FIG. 1;
FIG. 6 is an enlarged fragmentary sectional taken along line VI—VI of FIG. 3;
FIG. 7 is a perspective view thereof, the broken lines indicating that the configuration of the tie repeats uniformly along its length.

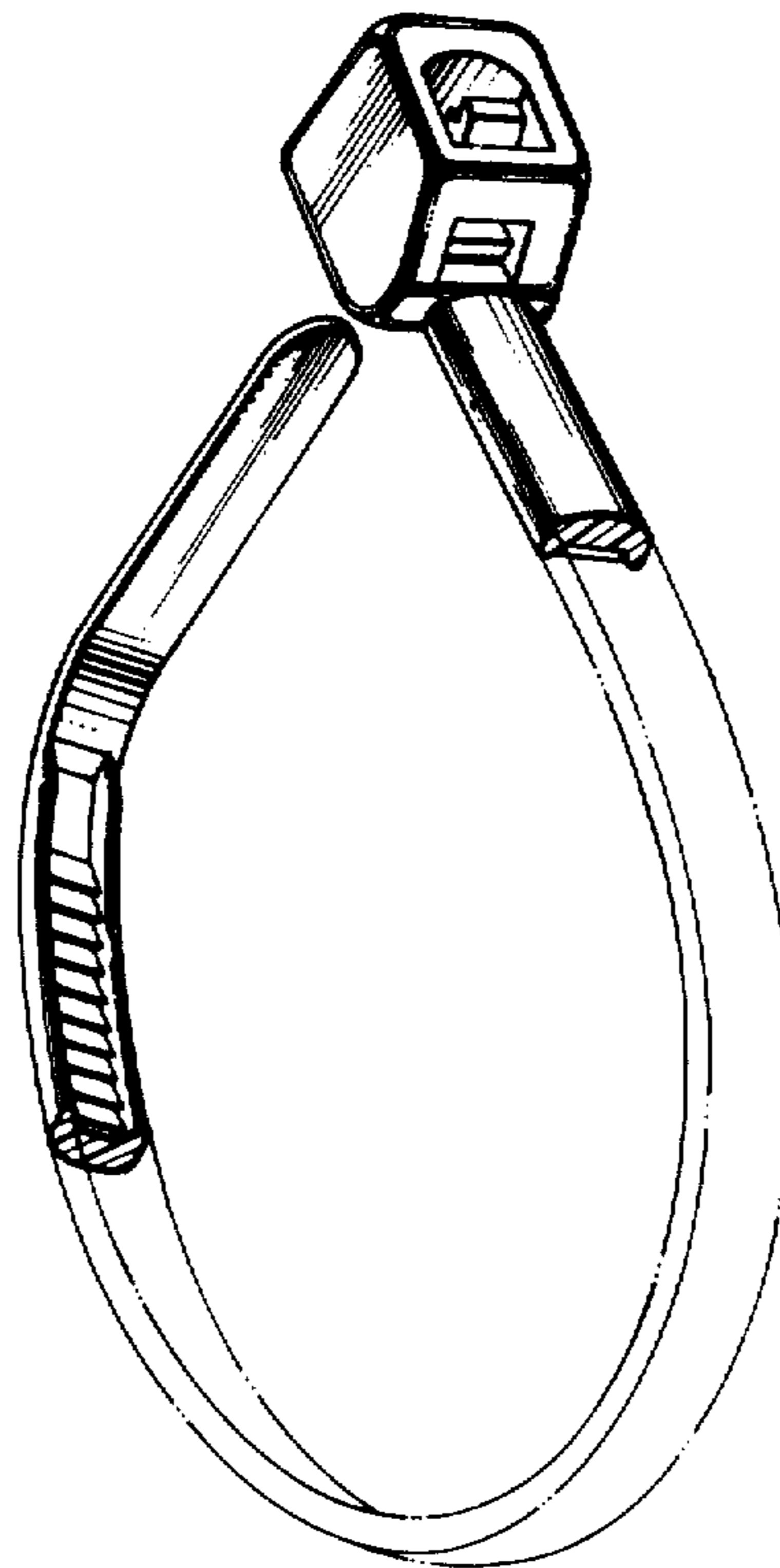


FIG. 1



FIG. 2



FIG. 3

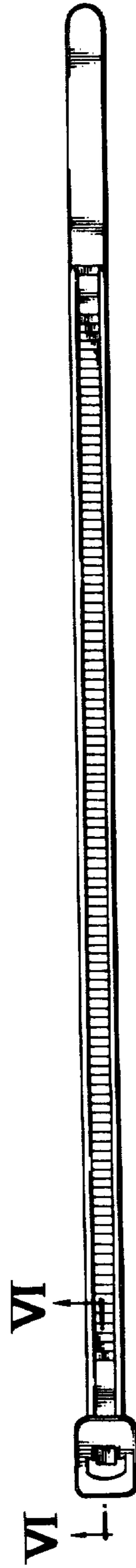


FIG. 7

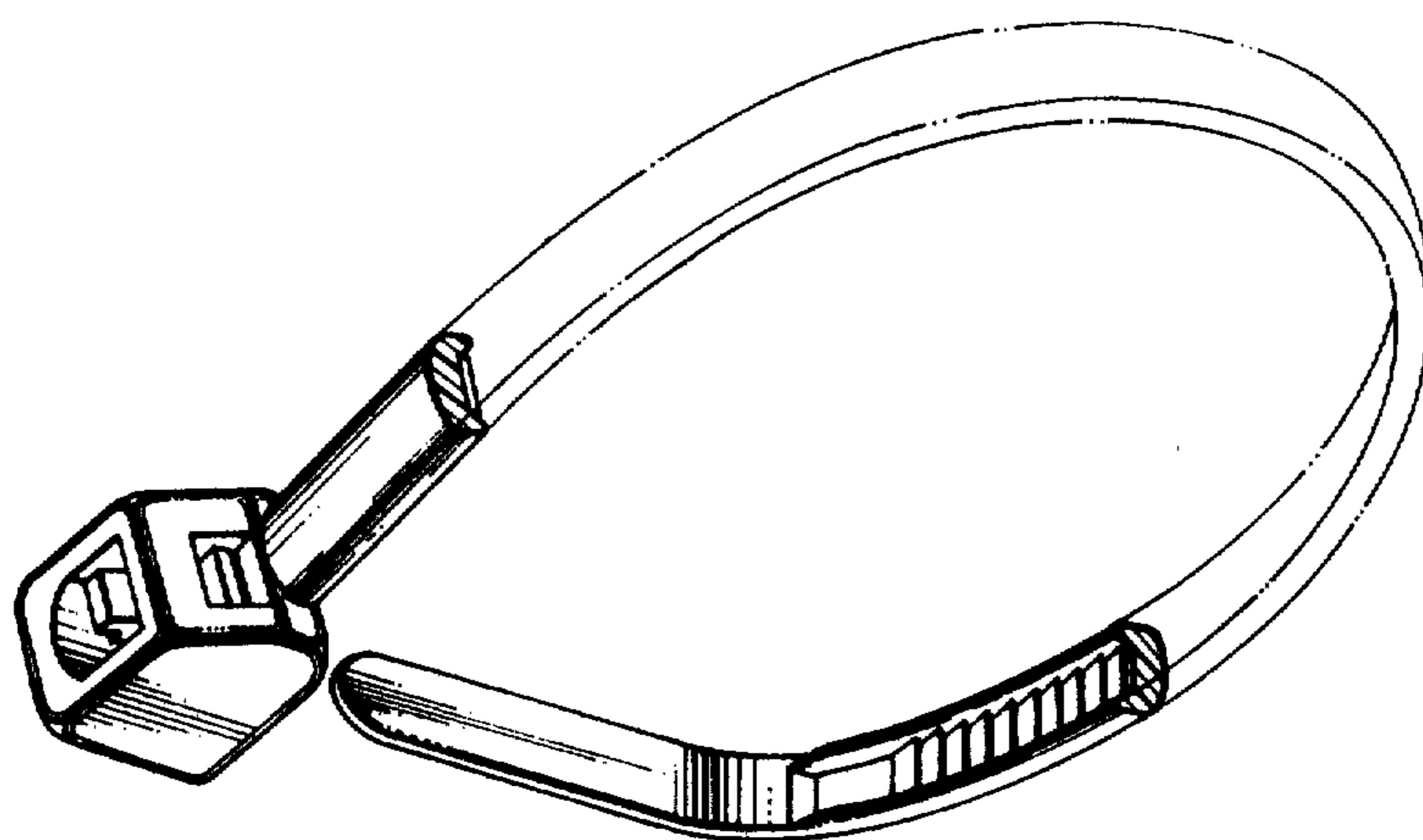


FIG. 4 FIG. 5



FIG. 6

