

[54] TWO SIDED ABRADING MIT WITH DUAL SOAP COMPARTMENTS FOR FACE AND BODY USE

3,048,938 8/1962 Mears ..... 15/209 R X  
4,159,883 7/1979 Mizue ..... 401/201  
4,240,760 12/1980 Levine ..... 401/201

[76] Inventor: Aaron Zutler, 22 Stauber Dr., Plainview, N.Y. 11803

Primary Examiner—Catherine E. Kemper  
Attorney, Agent, or Firm—Edward H. Loveman

[\*\*] Term: 14 Years

[57] CLAIM

[21] Appl. No.: 415,736

The ornamental design for a two sided abrading mit with dual soap compartments for face and body use, as shown and described.

[22] Filed: Sep. 7, 1982

[52] U.S. Cl. .... D28/63

DESCRIPTION

[58] Field of Search ..... D28/63; D32/40, 42, D32/45; 15/208, 209 R, 210 R, 227, 244, 104.93, 104.94, 118; 401/6-8, 201; 2/158, 161 R; 128/65

FIG. 1 is a perspective view of two sided abrading mit with dual soap compartments for face and body use, showing my new design;

FIG. 2 is a right side elevational view thereof;

FIG. 3 is a top plan view thereof;

FIG. 4 is a bottom plan view thereof;

FIG. 5 is a front elevational view thereof; and


FIG. 6 is a rear elevational view thereof;

The left side elevational view is a mirror image of the right side elevational view.

[56] References Cited

U.S. PATENT DOCUMENTS

981,192 1/1911 Hollingshead ..... 15/210 R  
2,265,329 12/1941 Wachs ..... 15/227 X  
2,875,461 3/1959 Anderson ..... 15/227 X






FIG. 1




FIG. 2




FIG. 3




FIG. 4




FIG. 5




FIG. 6