

[54] COMBINED PORTABLE RADIO AND CASSETTE TAPE RECORDER

[75] Inventors: Teruyuki Nishimoto, Osaka; Kikuo Ohta, Nara, both of Japan

[73] Assignee: Matsushita Electric Industrial Co., Ltd., Osaka, Japan

[\*\*] Term: 14 Years

[21] Appl. No.: 316,026

[22] Filed: Oct. 28, 1981

[30] Foreign Application Priority Data

Apr. 30, 1981 [JP] Japan ..... 56-18948

[52] U.S. Cl. .... D14/5; D14/6; D14/70; D14/72

[58] Field of Search ..... D14/1, 5, 6, 68-73, D14/75, 76, 99

[56] References Cited

U.S. PATENT DOCUMENTS

- D. 262,453 12/1981 Nishimoto et al. .... D14/5
- D. 263,953 4/1982 Hoshino et al. .... D14/5
- D. 264,461 5/1982 Hoshino et al. .... D14/5

OTHER PUBLICATIONS

*Retailing Home Furnishings*, 9-21-81, Section 2, p. 4, Sanyo Tape Recorder held by man in middle. Evans 79-80 Catalog, ©1979, p. 251x, Item #10, Sony Cassette Recorder.

Primary Examiner—Jane E. Corrigan  
Attorney, Agent, or Firm—Sughrue, Mion, Zinn, Macpeak & Seas

[57] CLAIM

The ornamental design for a combined portable radio and cassette tape recorder, as shown and described.

DESCRIPTION

FIG. 1 is a front, top and right side perspective view of a combined portable radio and cassette tape recorder showing our new design;

FIG. 2 is a top plan view thereof;


FIG. 3 is a left side elevational view thereof;

FIG. 4 is a right side elevational view thereof;


FIG. 5 is a bottom plan view thereof;

FIG. 6 is a rear elevational view thereof; and

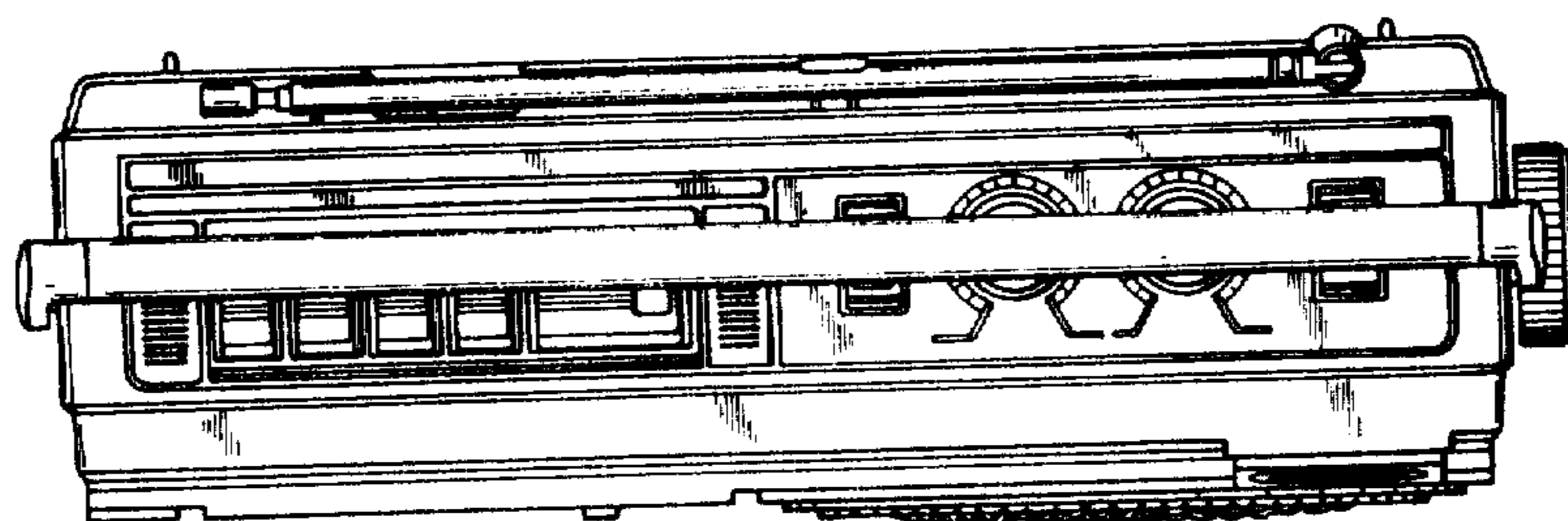
FIG. 7 is a top plan view thereof with the handle pivoted to the rear.



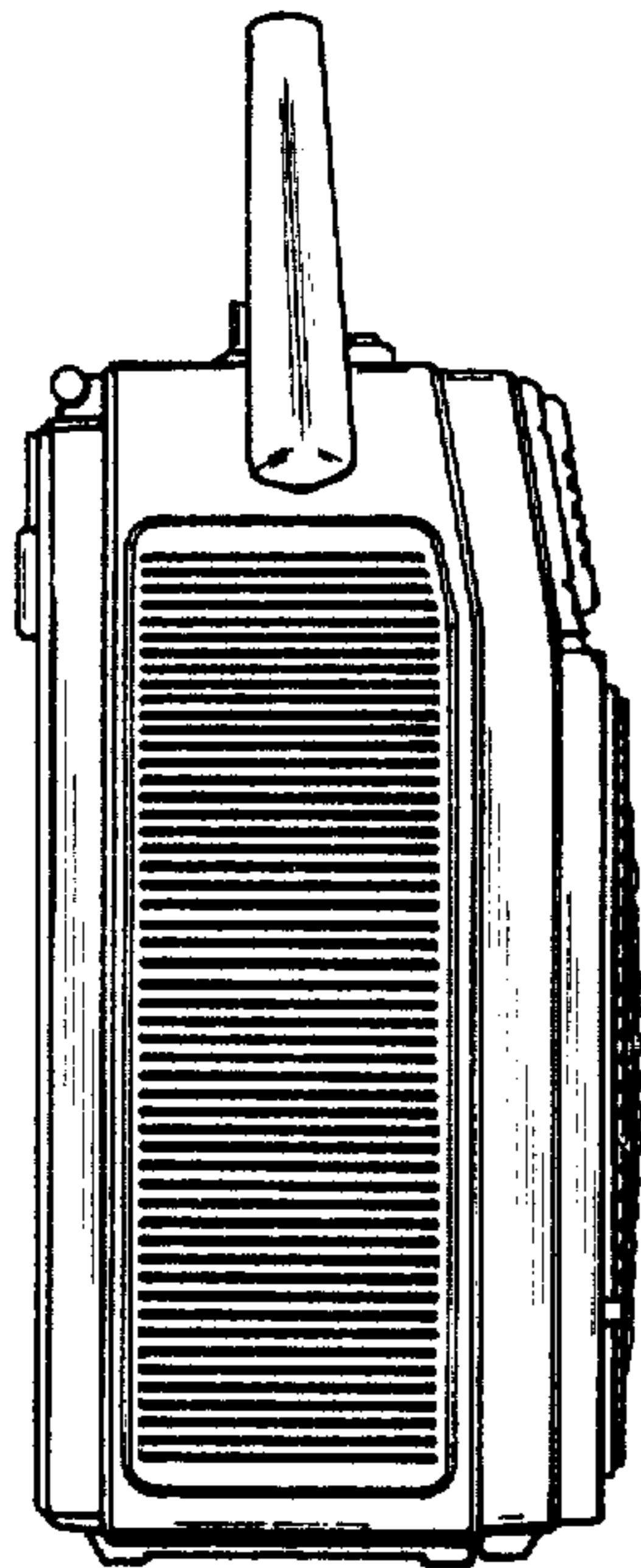
*FIG. 1*




*FIG. 2*



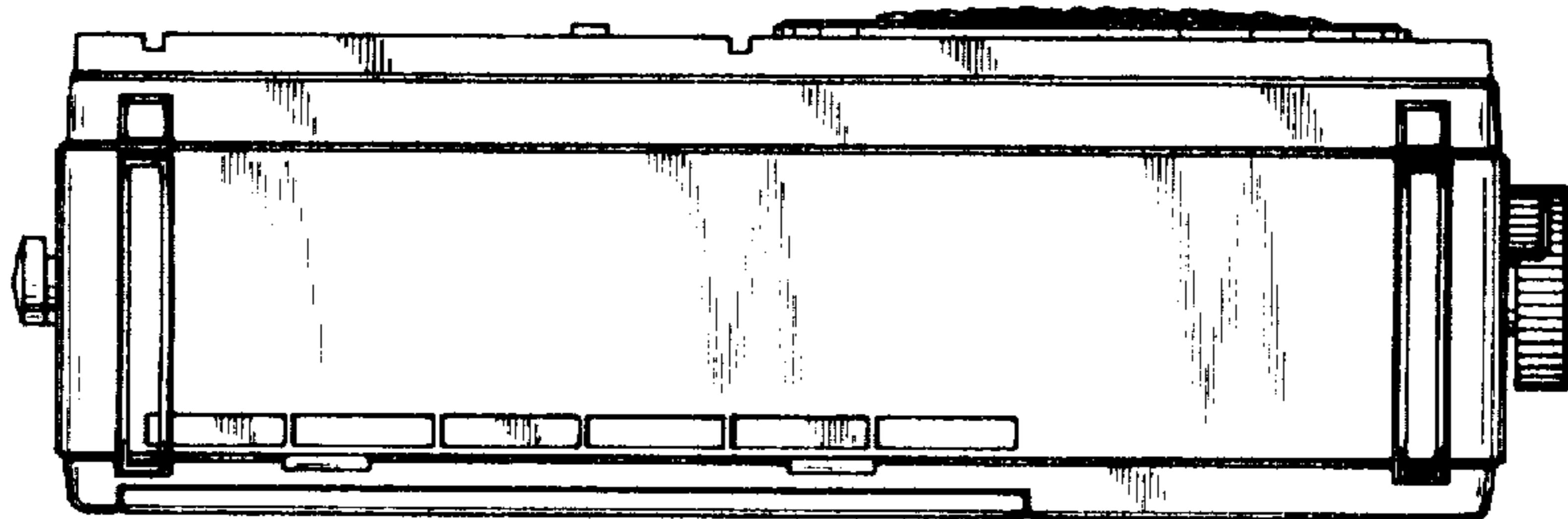
*FIG. 3*



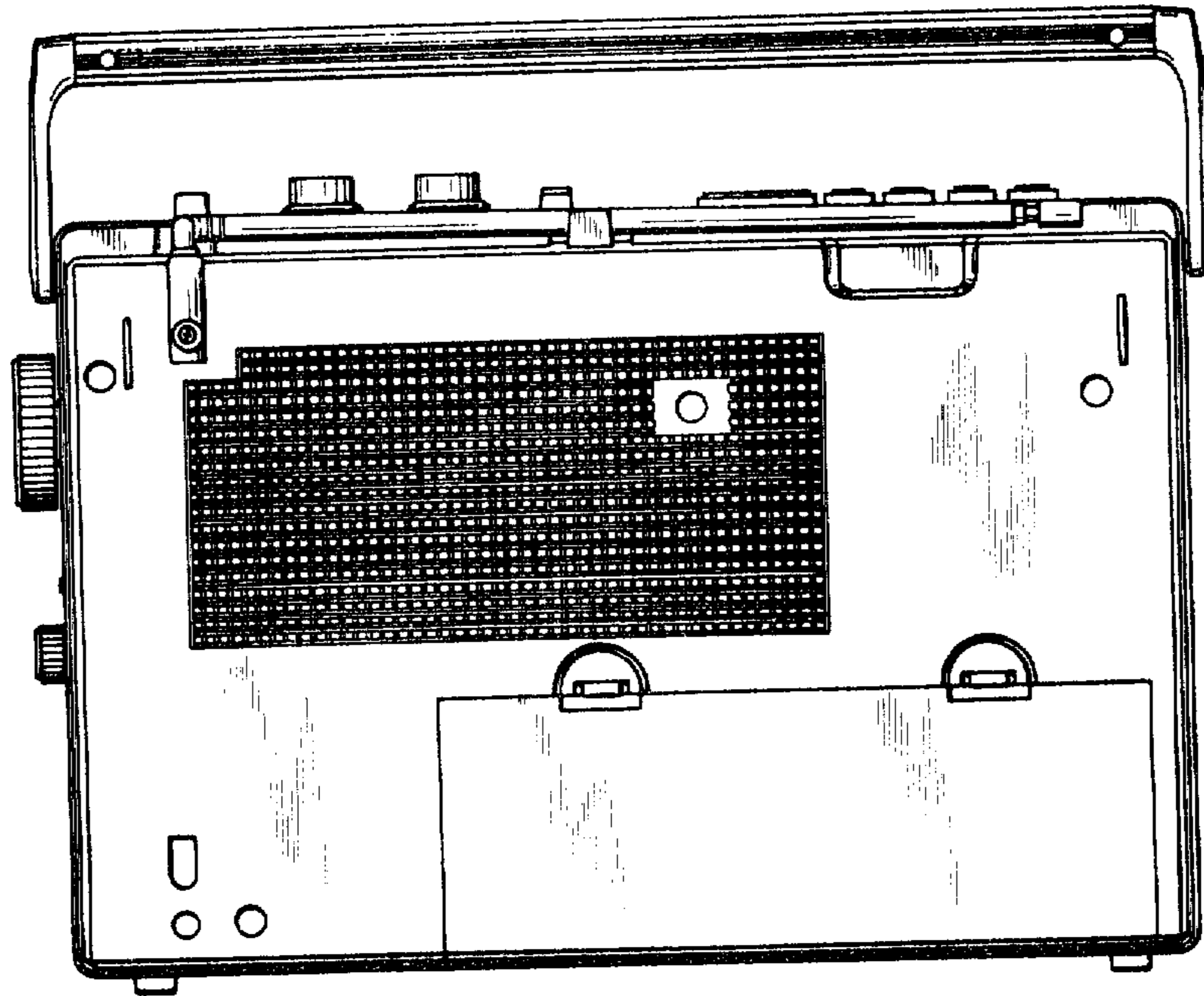
*FIG. 4*



*FIG. 5*



*FIG. 6*



*FIG. 7*

