

[54] **BELT RING**

[76] **Inventor:** Joseph B. Matt, 464 Pine,  
Wyandotte, Mich. 48192

[\*\*] **Term:** 14 Years

[21] **Appl. No.:** 272,322

[22] **Filed:** Jun. 10, 1981

[52] **U.S. Cl.** ..... D11/30; D2/380;  
D11/5

[58] **Field of Search** ..... D11/1-4,  
D11/26-30, 37-39, 5; 63/1 R-2, 11, 15-15.8;  
D2/380, 444

[56] **References Cited**

**U.S. PATENT DOCUMENTS**

124,815 3/1872 Hamilton ..... 63/11  
744,564 11/1903 Kisling et al. .... 63/15.5 X  
2,414,253 1/1947 Bayliss ..... D2/444 X

**OTHER PUBLICATIONS**

*Jewelers' Circular-Keystone, 1/80, p. 250-Ring at top right.*

*Primary Examiner—Louis S. Zarfes  
Attorney, Agent, or Firm—Joseph J. Goluban*

[57] **CLAIM**

The ornamental design for a belt ring, as shown and described.

**DESCRIPTION**

FIG. 1 is a perspective view of a belt ring showing my new design, the broken line showing of a hand being illustrative of environment.

FIG. 2 is a side elevational view of the belt ring with the belt end in view showing my new design.

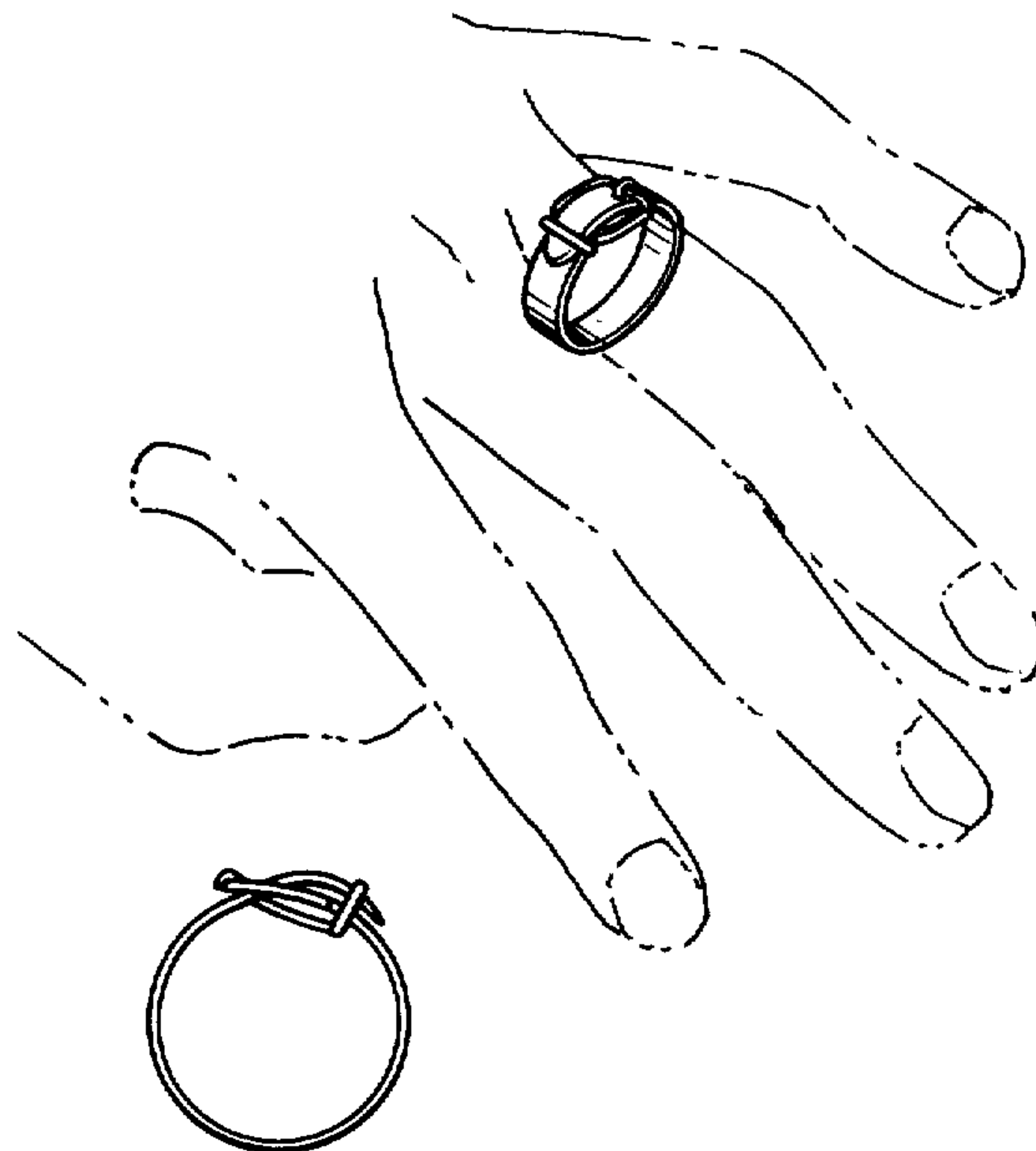
FIG. 3 is a rear elevational view of the belt ring embodying my new design.

FIG. 4 is a side elevational view of the belt ring with the belt tongue in view showing my new design.

FIG. 5 is a front elevational view of the belt ring embodying my new design.

FIG. 6 is a top plan view thereof; and

FIG. 7 is a bottom plan view thereof.



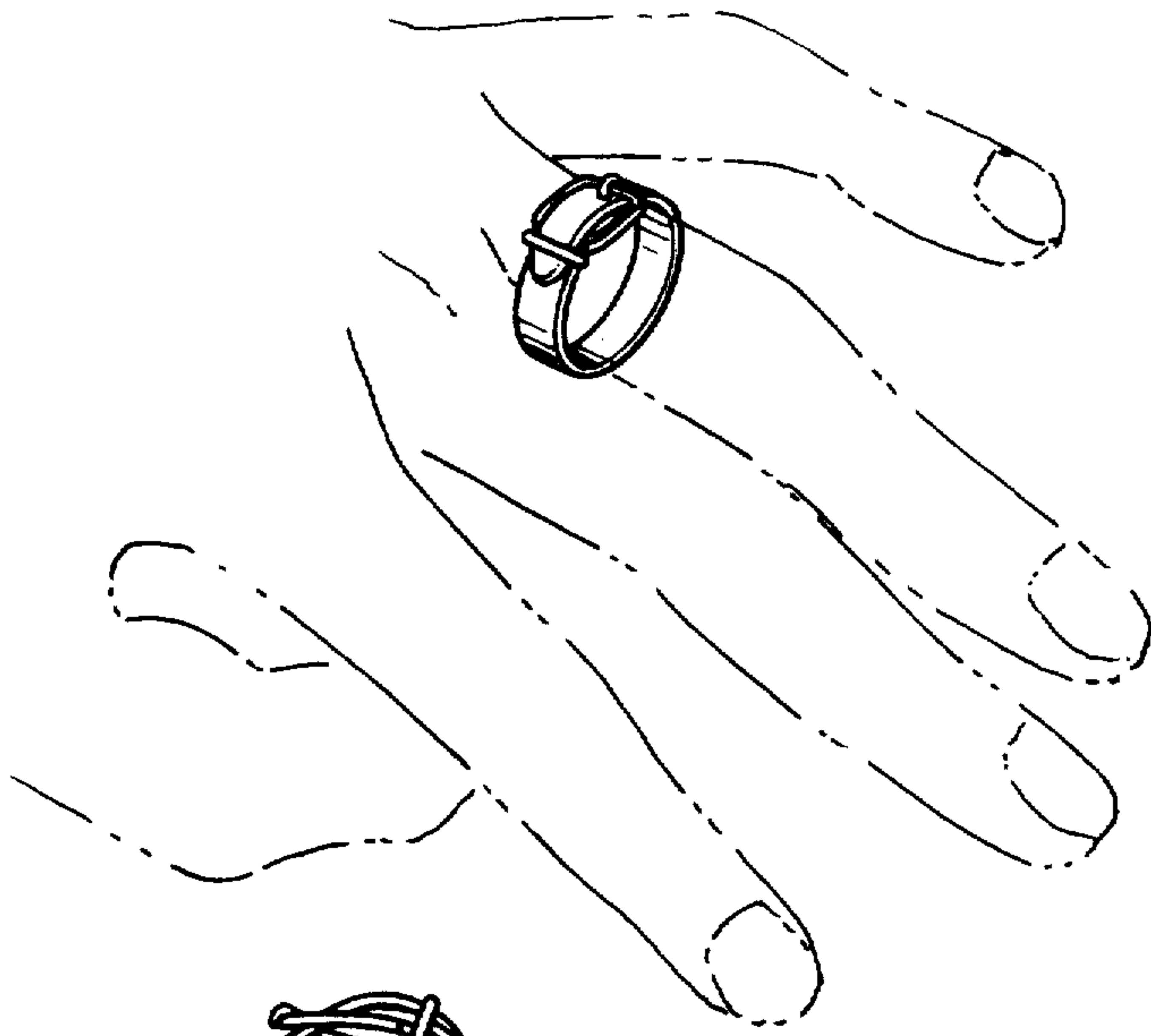


Fig-1

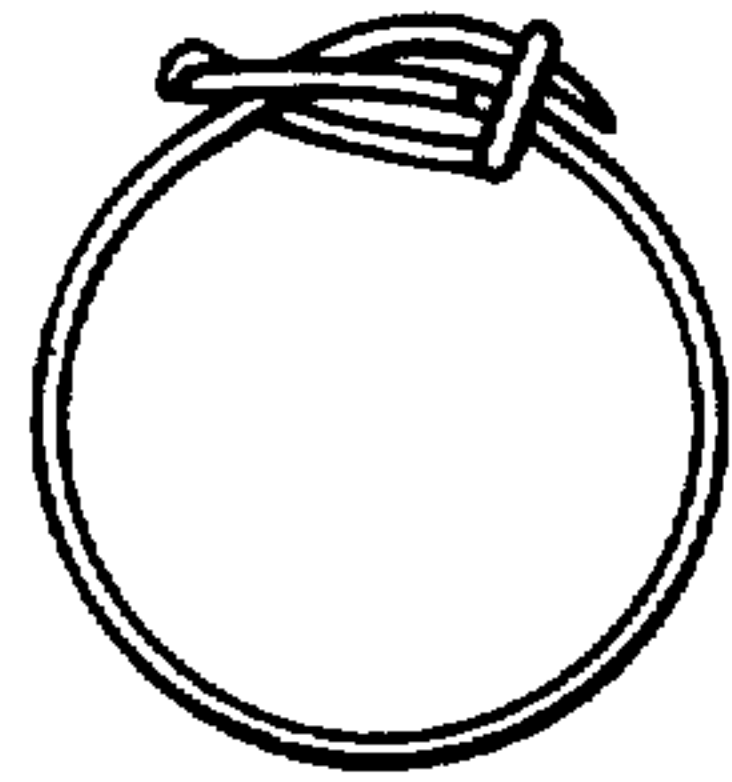


Fig-3




Fig-2

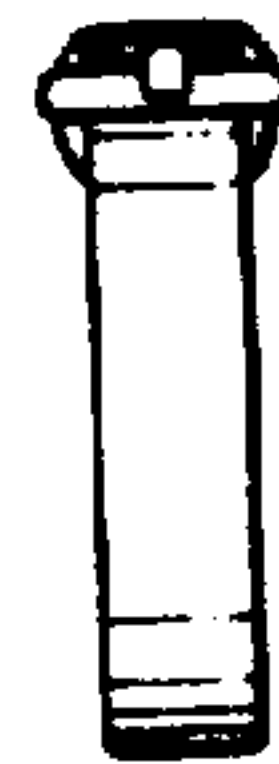


Fig-4

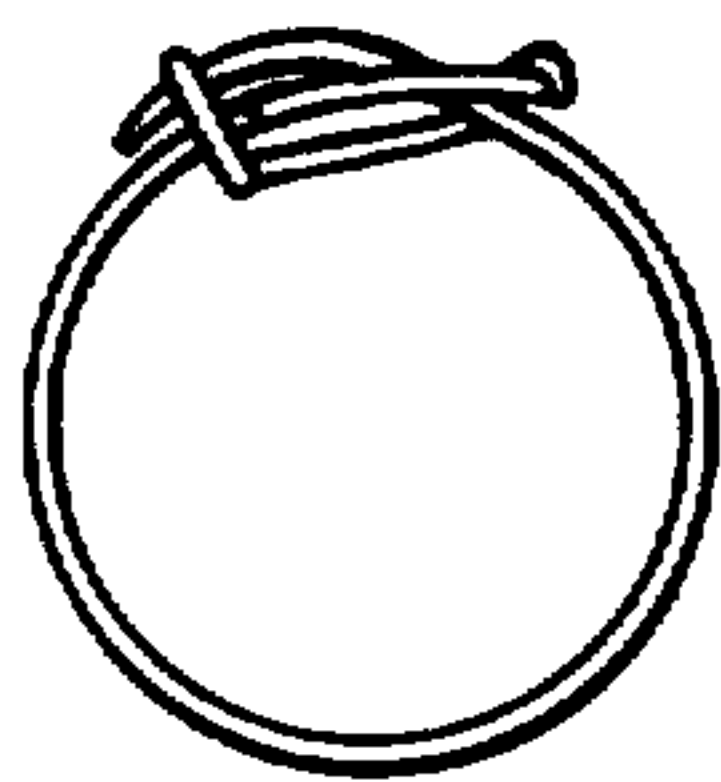


Fig-5

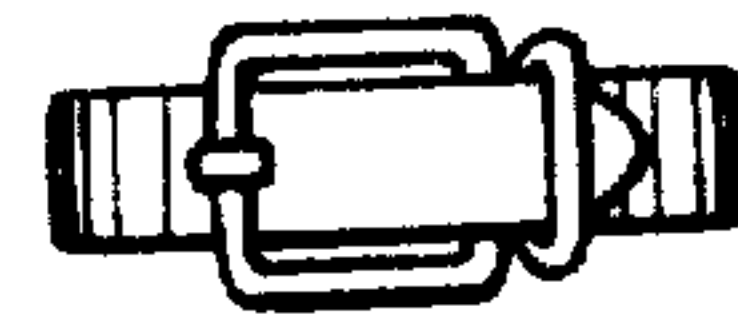


Fig-6



Fig-7