

[54] **MULTI-PURPOSE STOVE TOOL**
 [75] **Inventor: Paul B. Bortz, North Ferrisburg, Vt.**
 [73] **Assignee: Vermont Stove Co., Inc., Shelburne, Vt.**
 [**] **Term: 14 Years**
 [21] **Appl. No.: 325,962**
 [22] **Filed: Nov. 30, 1981**
 [52] **U.S. Cl. D8/14**
 [58] **Field of Search D23/138.2, 138.3, 138.4, D23/138.5; 294/9-14; 7/109; 81/1 R, 3 R; 126/242-245, 192, 289; D8/14**

2,027,009 1/1936 Wyscauer 81/3 R
 2,541,158 2/1951 Gardiner 294/12
 3,125,907 3/1964 Derrickson 81/3 R

FOREIGN PATENT DOCUMENTS

32591 11/1923 Denmark 294/9
 52005 3/1921 Sweden 294/9

Primary Examiner—Catherine E. Kemper
Attorney, Agent, or Firm—Thomas N. Neiman

[57] **CLAIM**

The ornamental design for a multi-purpose stove tool, as shown and described.

DESCRIPTION

FIG. 1 is a top view of a multi-purpose stove tool showing my new design;
 FIG. 2 is a side elevational view thereof;
 FIG. 3 is a bottom view thereof;
 FIG. 4 is a view taken along line 4—4 of FIG. 2;
 FIG. 5 is a view taken along line 5—5 of FIG. 2;
 FIG. 6 is a frontal view; and
 FIG. 7 is a rear view thereof.

[56] **References Cited**

U.S. PATENT DOCUMENTS

34,796 3/1862 Walker 126/242
 323,845 8/1885 Beck 294/10
 339,637 4/1886 Gibson 294/9
 1,587,350 6/1926 Parke 294/9
 1,767,312 6/1930 Russell 126/242

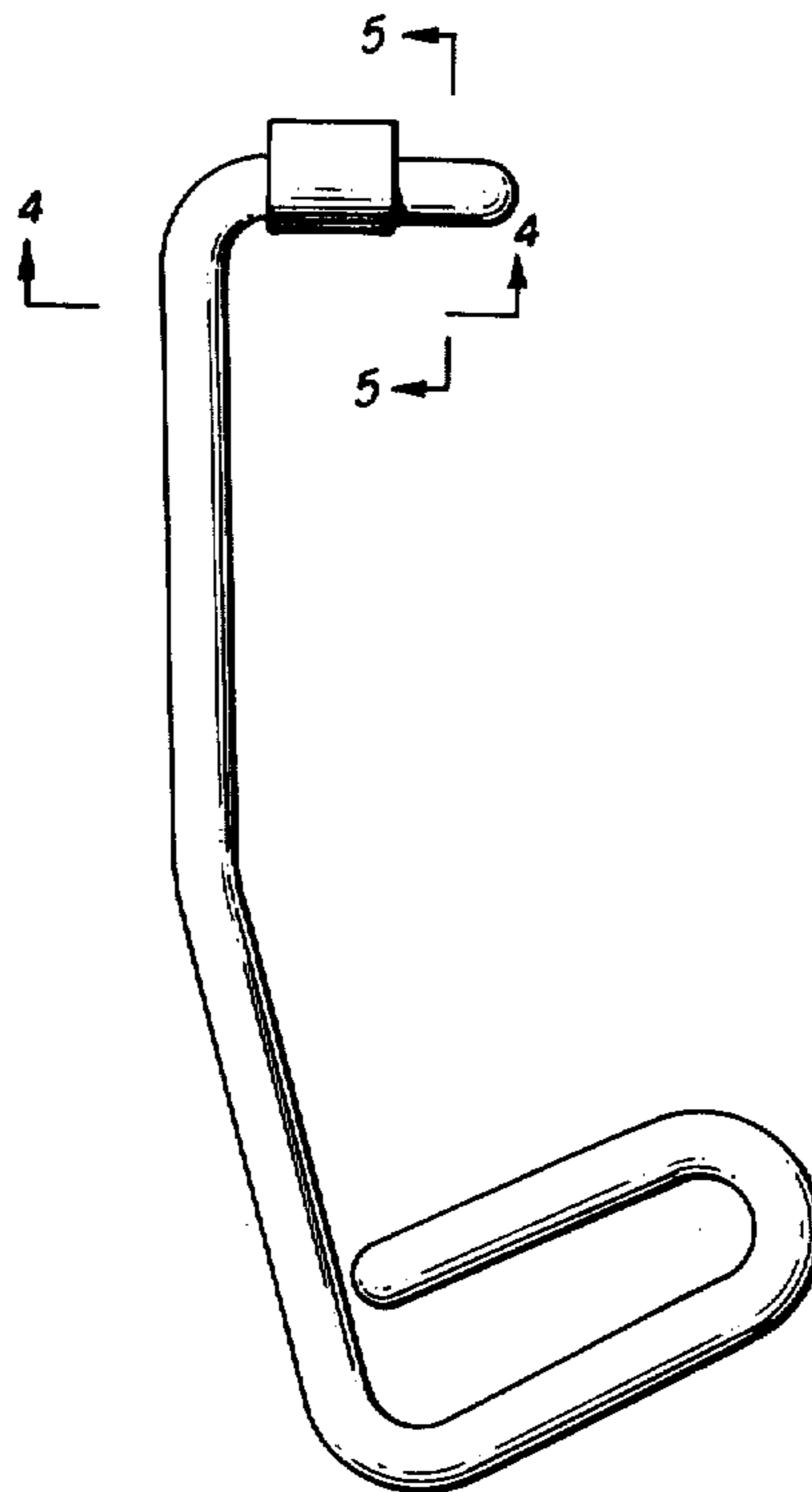


FIG. 1

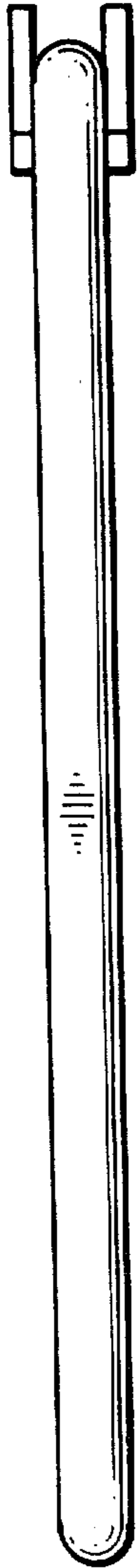


FIG. 2

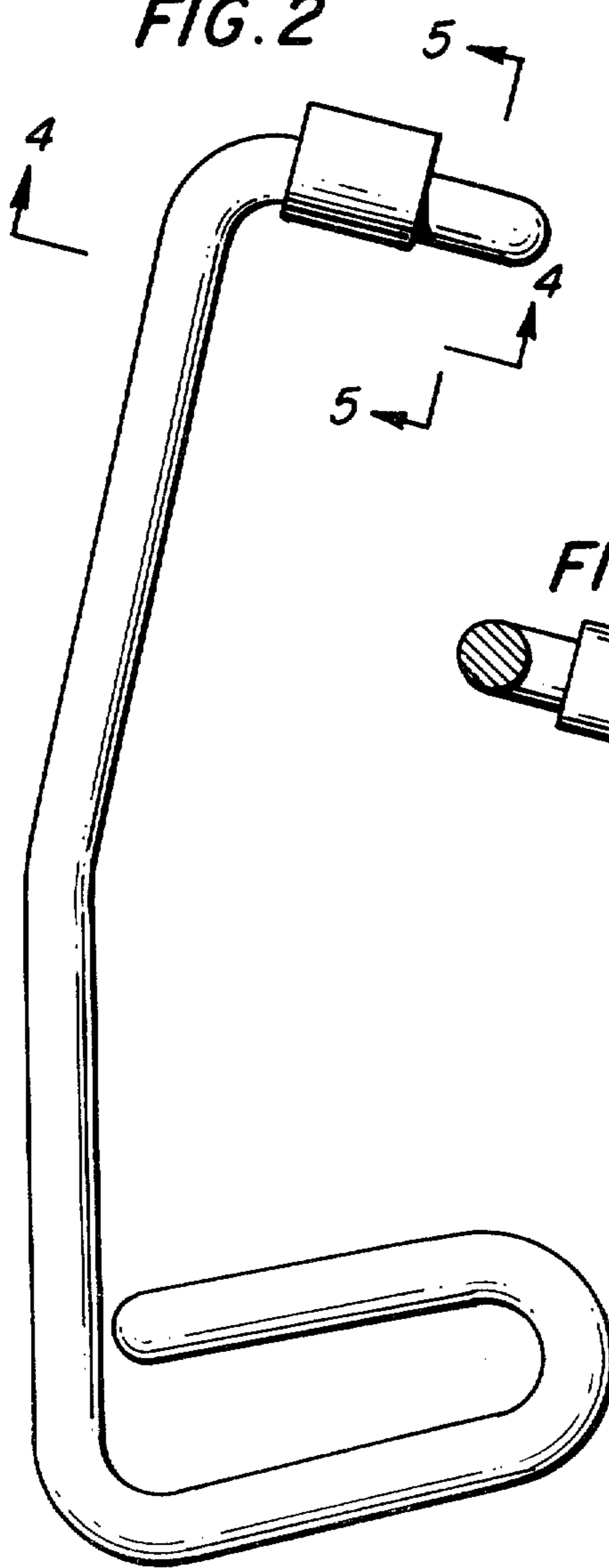


FIG. 6




FIG. 3



FIG. 5



FIG. 4

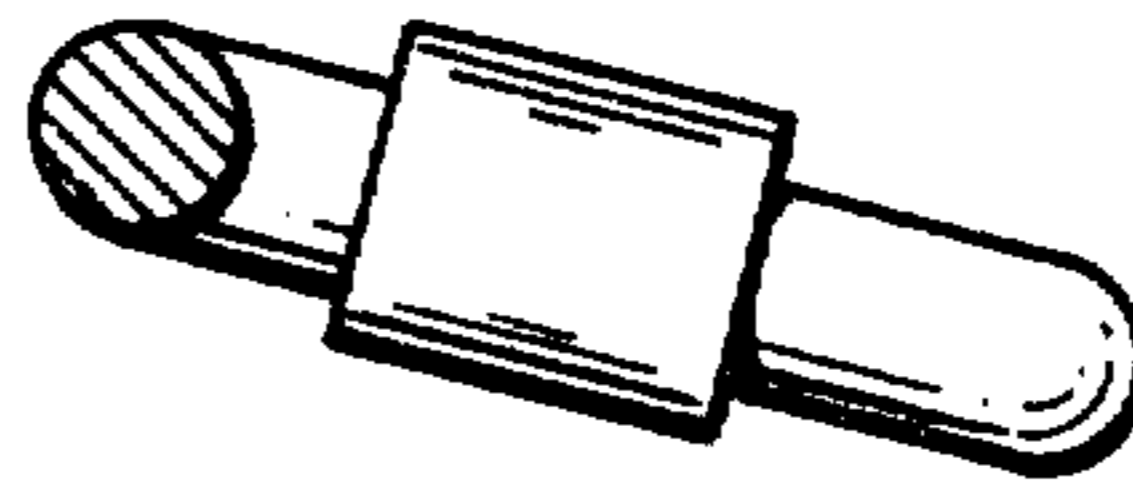


FIG. 7

