

- [54] **RACK FOR UTENSILS OR THE LIKE**
- [75] **Inventor:** Martin J. Wolff, North Providence, R.I.
- [73] **Assignee:** Dart Industries Inc., Northbrook, Ill.
- [**] **Term:** 14 Years
- [21] **Appl. No.:** 338,948
- [22] **Filed:** Jan. 12, 1982
- [52] **U.S. Cl.** D7/74; D6/114; D6/125
- [58] **Field of Search** D6/114, 125; D7/74, D7/73; 211/60 T, 87, 41; 248/37.3, 300, 309.1

1,742,102	12/1929	Seagles .	
1,814,692	7/1931	Harris	211/41
2,572,624	10/1951	Jeter, Sr. et al.	211/87
3,796,454	3/1974	Williamson et al.	294/7

FOREIGN PATENT DOCUMENTS

384794	2/1965	Switzerland	211/60 T
1235773	6/1971	United Kingdom	211/87

Primary Examiner—B. J. Bullock

[57] **CLAIM**

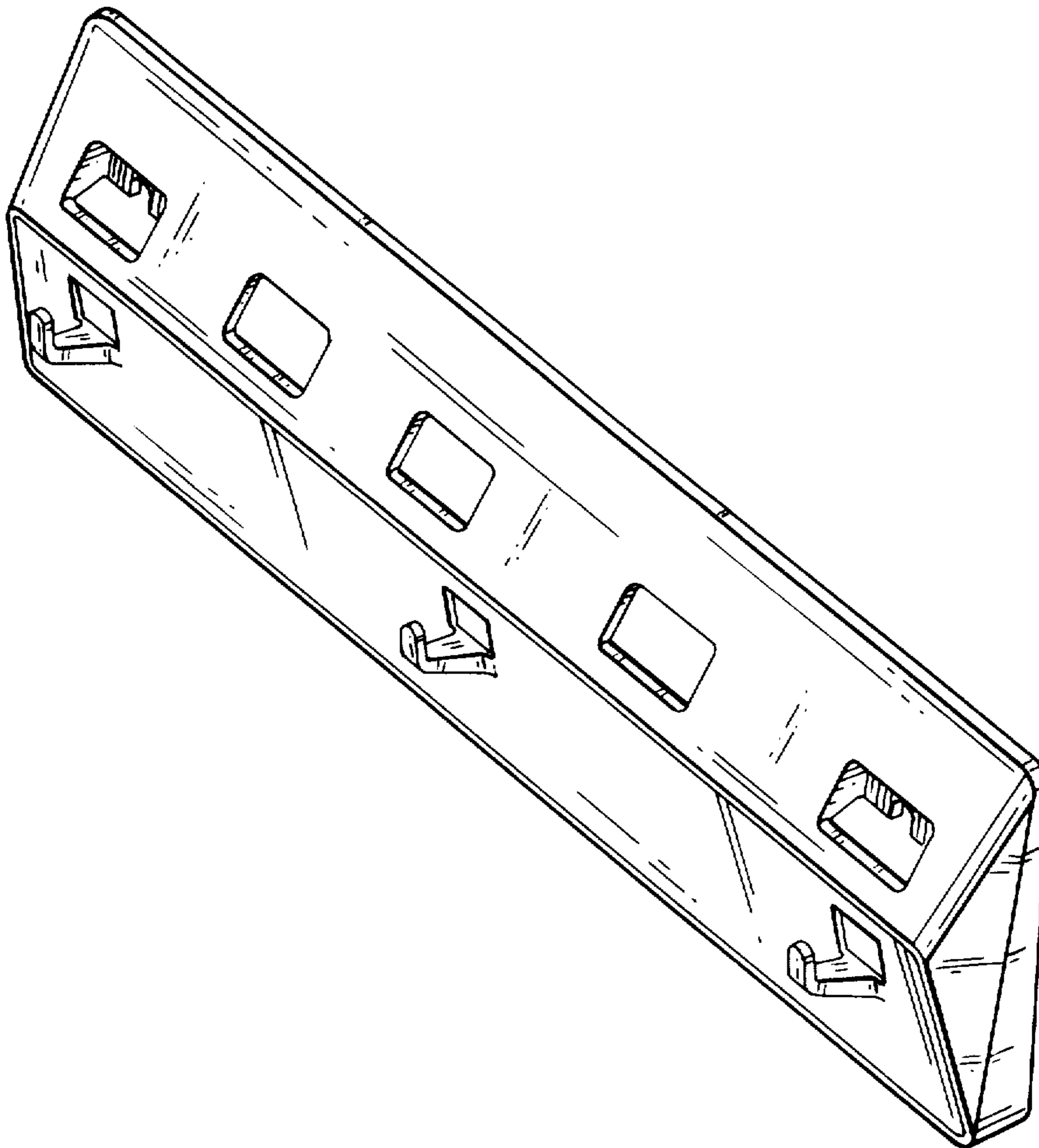
The ornamental design for a rack for utensils or the like, substantially as shown and described.

DESCRIPTION

FIG. 1 is a top perspective view of the rack for utensils or the like showing our new design;
 FIG. 2 is a top plan view thereof;
 FIG. 3 is a side elevational view taken from the left of FIG. 1;
 FIG. 4 is a front elevational view thereof;
 FIG. 5 is a side elevational view taken from the right of FIG. 1;
 FIG. 6 is a bottom plan view thereof;
 FIG. 7 is a rear elevational view thereof.

[56] **References Cited**
U.S. PATENT DOCUMENTS

D. 58,293	7/1921	Lickert .	
D. 140,002	1/1945	Lewis .	
D. 140,673	3/1945	Remillong et al. .	
D. 156,823	1/1950	Glukes	D7/74
D. 184,027	12/1958	Reichow .	
D. 243,573	3/1977	Flaherty	D6/114
D. 259,321	5/1981	Sparger	D7/74
1,614,342	1/1927	Bleckley .	



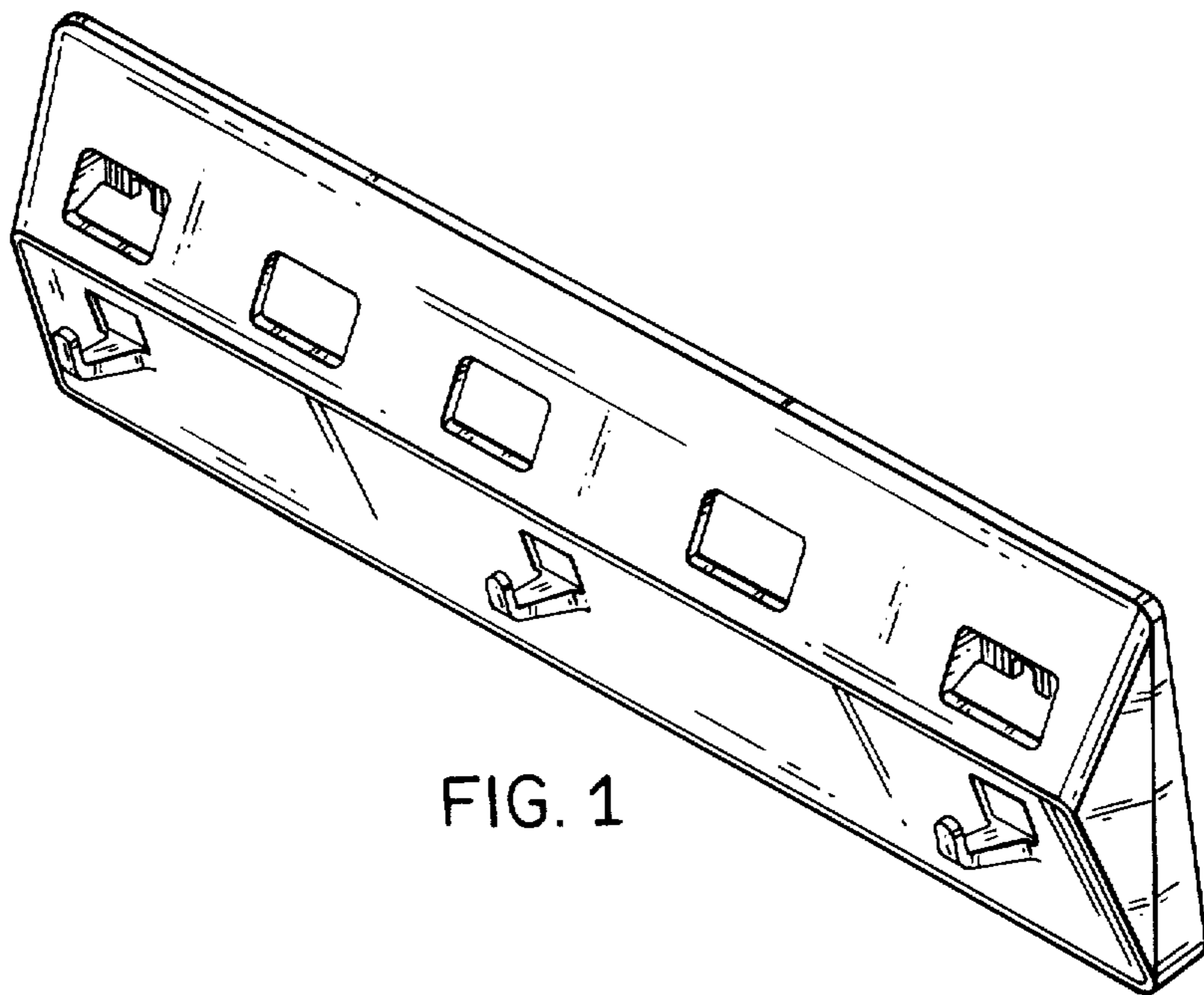


FIG. 1

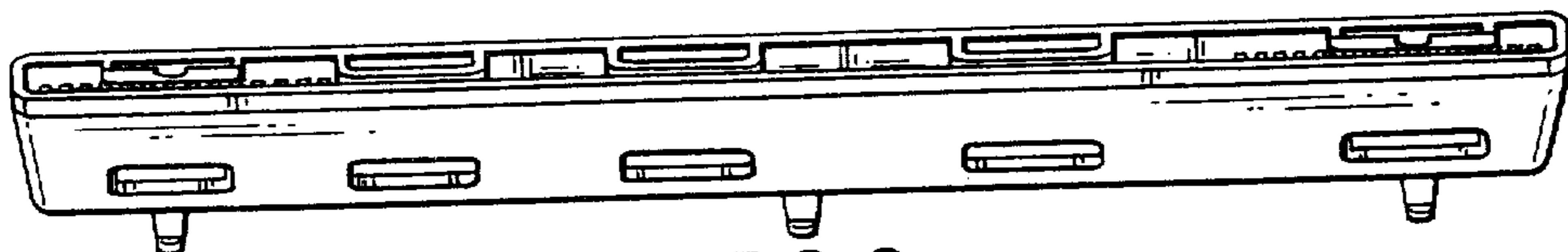


FIG. 2




FIG. 3




FIG. 4

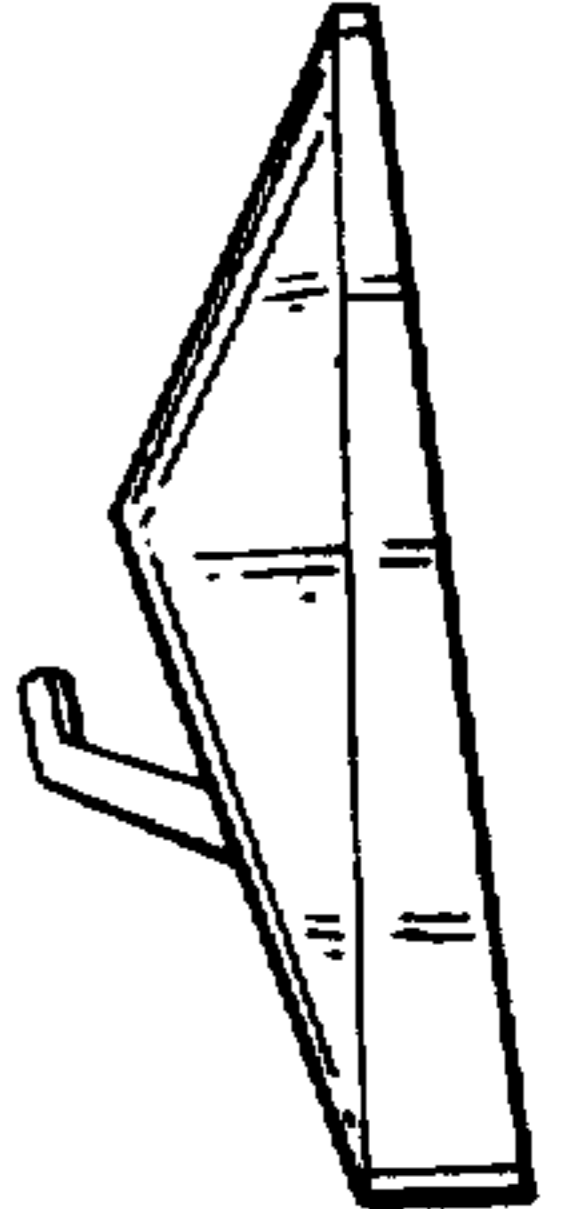


FIG. 5

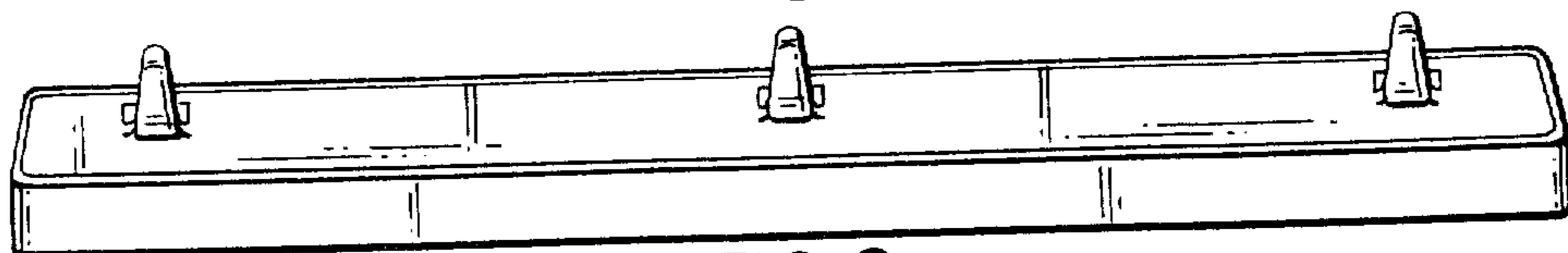


FIG. 6




FIG. 7