

[54] COMBINED HEADBOARD AND HUTCH UNIT

[75] Inventors: William P. Kemp, III, Goldsboro; Clarence R. Duncan, Jr., Greensboro, both of N.C.

[73] Assignee: Kemp Furniture Industries, Inc., Goldsboro, N.C.

[**] Term: 14 Years

[21] Appl. No.: 473,114

[22] Filed: Mar. 7, 1983

[52] U.S. Cl. D6/198; D6/186

[58] Field of Search D6/79, 80, 191, 181, D6/186, 198

[56] References Cited

U.S. PATENT DOCUMENTS

- D. 95,018 4/1935 Carlson .
- D. 99,520 5/1936 Pumphrey D6/83
- D. 181,990 1/1958 Lubberts et al. D5/4
- D. 216,943 3/1970 Solie D5/4
- D. 234,035 1/1975 McLaughlin D6/80
- D. 260,211 8/1981 Redmond D6/186
- D. 262,332 12/1981 Keller D6/80

- D. 262,341 12/1981 Keller D6/186 X
- D. 265,618 8/1982 Robertson D6/186
- D. 266,806 11/1982 Lenger, Jr. D6/80
- D. 267,296 12/1982 Mower et al. D6/186 X

OTHER PUBLICATIONS

Sears Catalog, F & W 1978, p. 1291, item "E", Storage Headboard.

Montgomery Ward Catalog, Spring and Summer 1983; pp. 723 and 724.

Sears Catalog 1983, Spring-Summer Edition; pp. 1141-1143.

Primary Examiner—Bruce W. Dunkins

[57] CLAIM

The ornamental design for a combined headboard and hutch unit, as shown and described.

DESCRIPTION


FIG. 1 is a front perspective view of a combined headboard and hutch unit showing our new design;

FIG. 2 is a front elevational view on a larger scale;

FIG. 3 is a top plan view of the article of FIG. 2;

FIG. 4 is a rear elevational view of the article of FIG. 2; and

FIG. 5 is a side elevational view thereof.






FIG. 1




FIG. 2

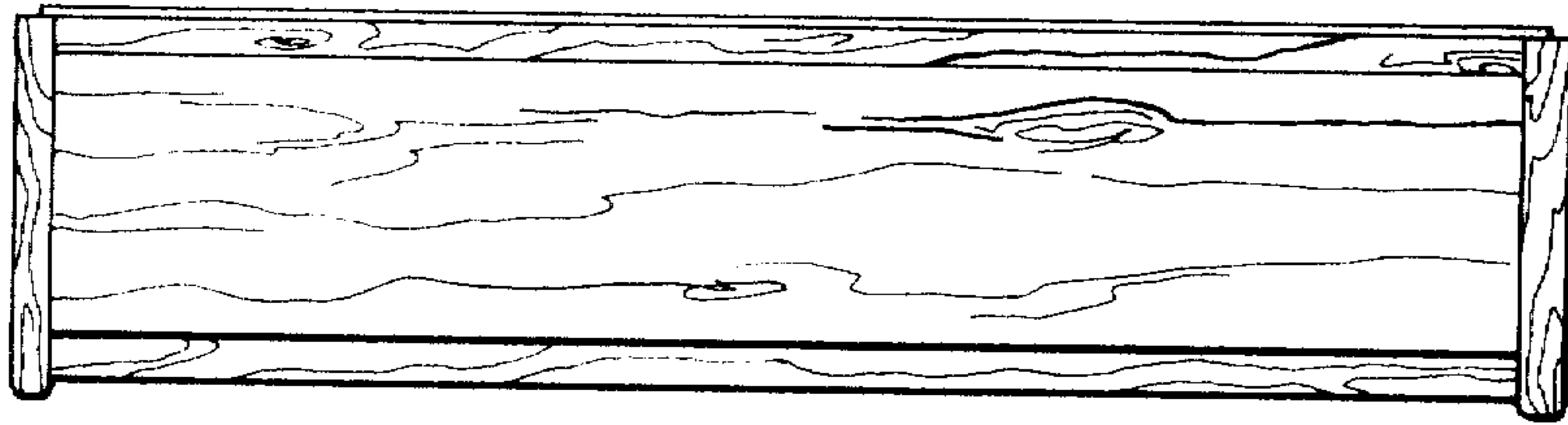


FIG. 3

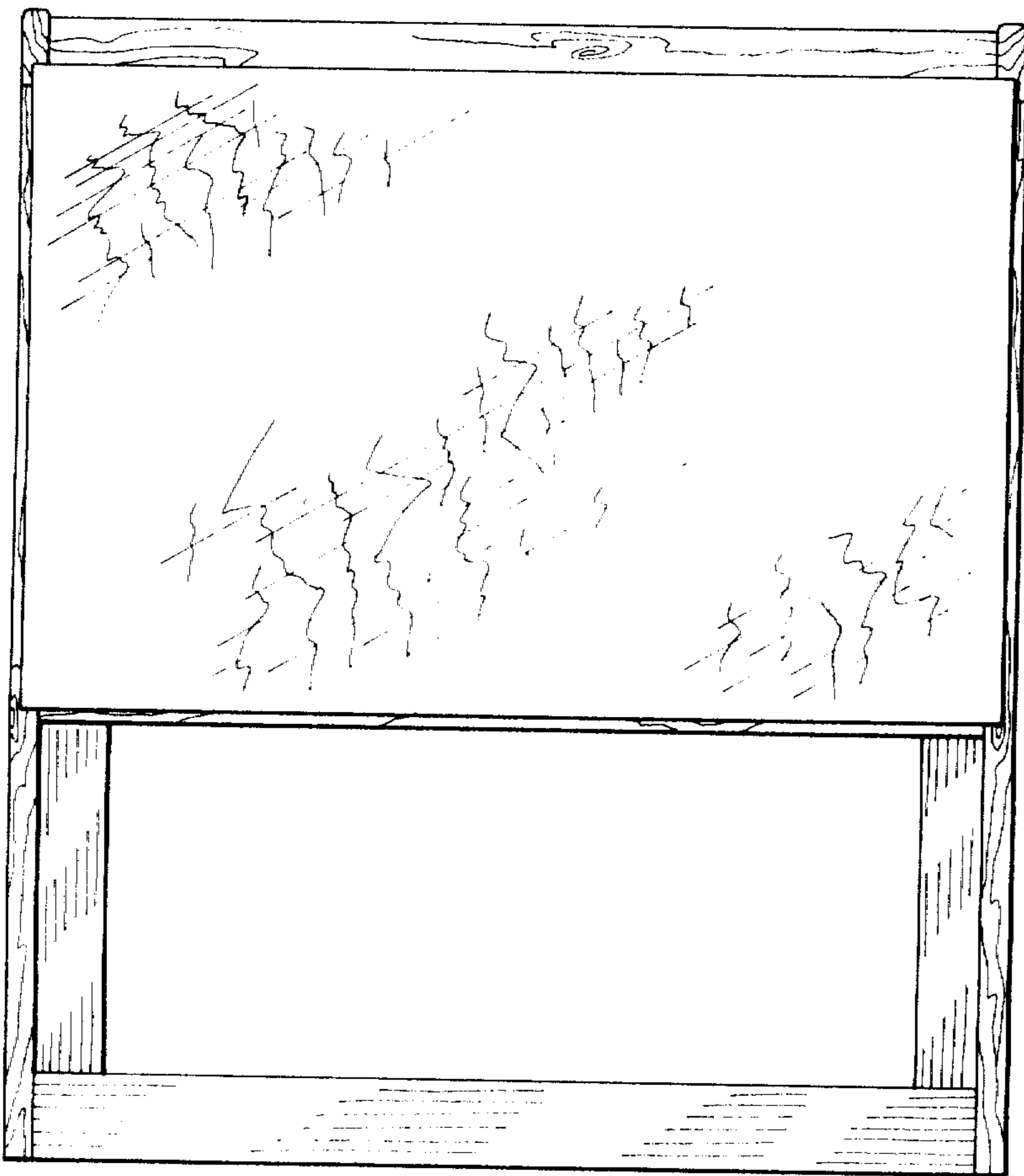


FIG. 4

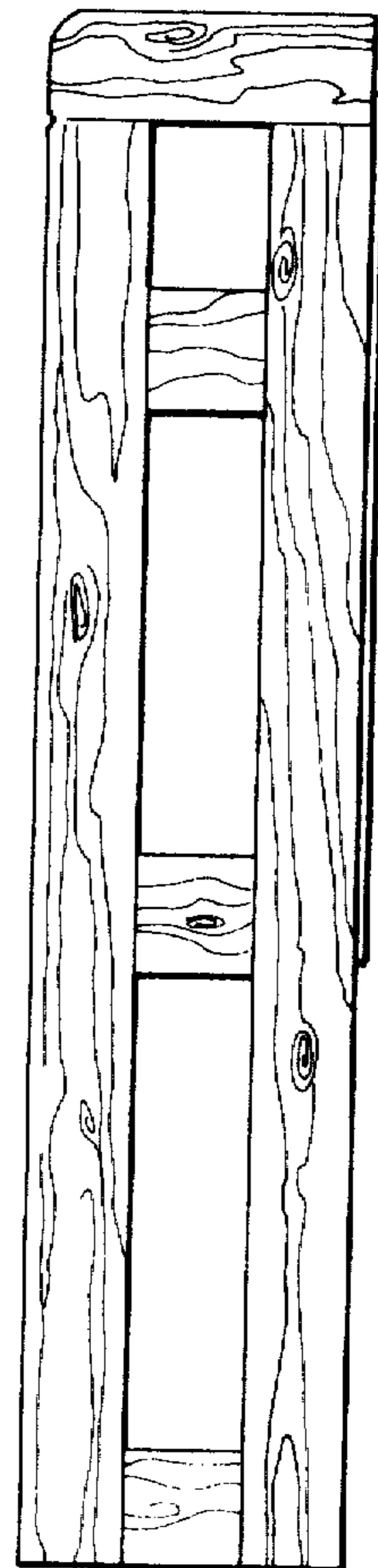


FIG. 5