

- [54] SHOE OUTSOLE
- [75] Inventor: **Raymond Tonkel**, Exeter, N.H.
- [73] Assignee: **Nike, Inc.**, Beaverton, Oreg.
- [**] Term: **14 Years**
- [21] Appl. No.: **344,010**
- [22] Filed: **Jan. 29, 1982**
- [52] U.S. Cl. **D2/320**
- [58] Field of Search **D2/319, 320, 309, 310, D2/311; 36/32 R, 25 R, 113-115, 128-129, 131, 59 R, 59 A, 59 C**

- D. 257,075 9/1980 Amicone et al. .
- D. 266,797 11/1982 Lucarelli D2/320
- 4,364,190 12/1982 Yonkers 36/59 C X

FOREIGN PATENT DOCUMENTS

- 1434840 5/1965 France 36/59 C

Primary Examiner—Nelson C. Holtje
Attorney, Agent, or Firm—Schuyler, Banner, Birch, McKie & Beckett

[57] **CLAIM**

The ornamental design for a shoe outsole, as shown and described.

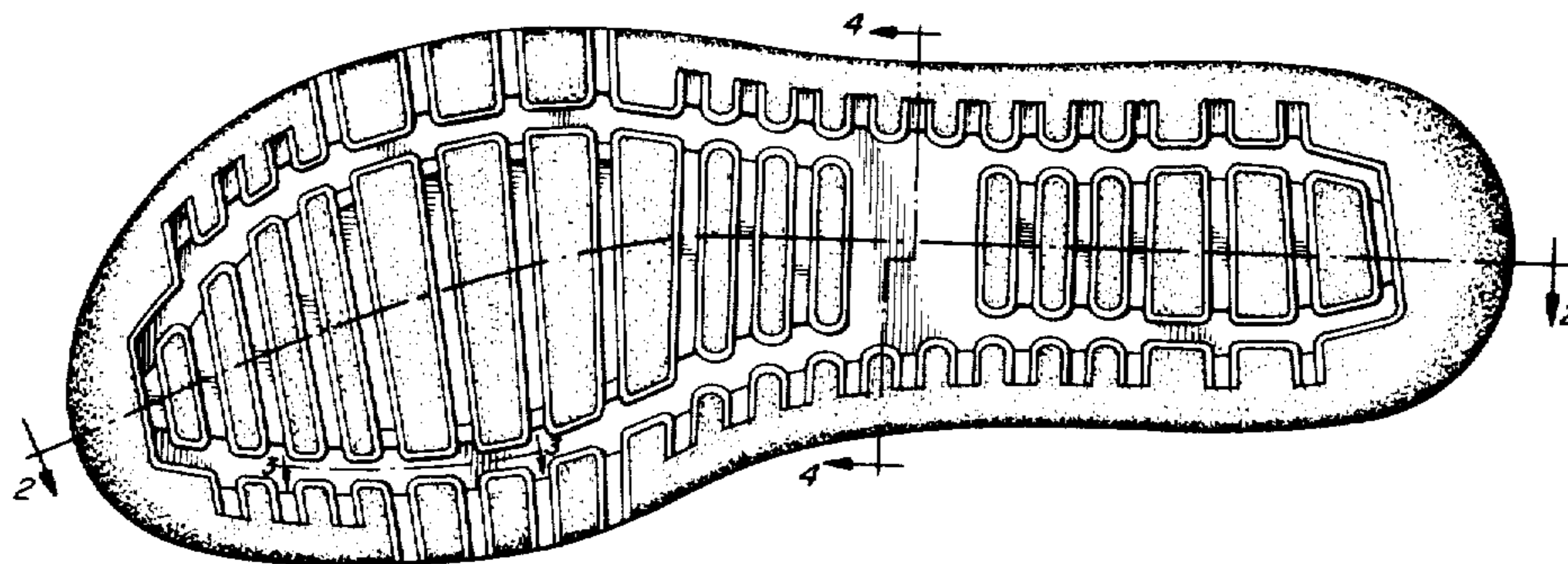
[56] **References Cited**

U.S. PATENT DOCUMENTS

- D. 77,183 12/1928 Oakley D2/320
- D. 88,881 1/1933 Hollier .
- D. 89,936 5/1933 Crossman et al. .
- D. 123,898 12/1940 Tousley .
- D. 158,361 5/1950 Diller D2/320
- D. 164,457 9/1951 Sprigg D2/320
- D. 229,524 12/1973 Askew .
- D. 247,267 2/1978 Dolinsky .
- D. 253,257 10/1979 Pasquier D2/309 X

DESCRIPTION

FIG. 1 is a bottom plan view of a shoe outsole showing my new design;
 FIG. 2 is a sectional view taken along line 2—2 of FIG. 1;
 FIG. 3 is a sectional view taken along line 3—3 of FIG. 1; and
 FIG. 4 is a sectional view taken along line 4—4 of FIG. 1.
 The top of the outsole, not shown, is substantially plain and conventional.



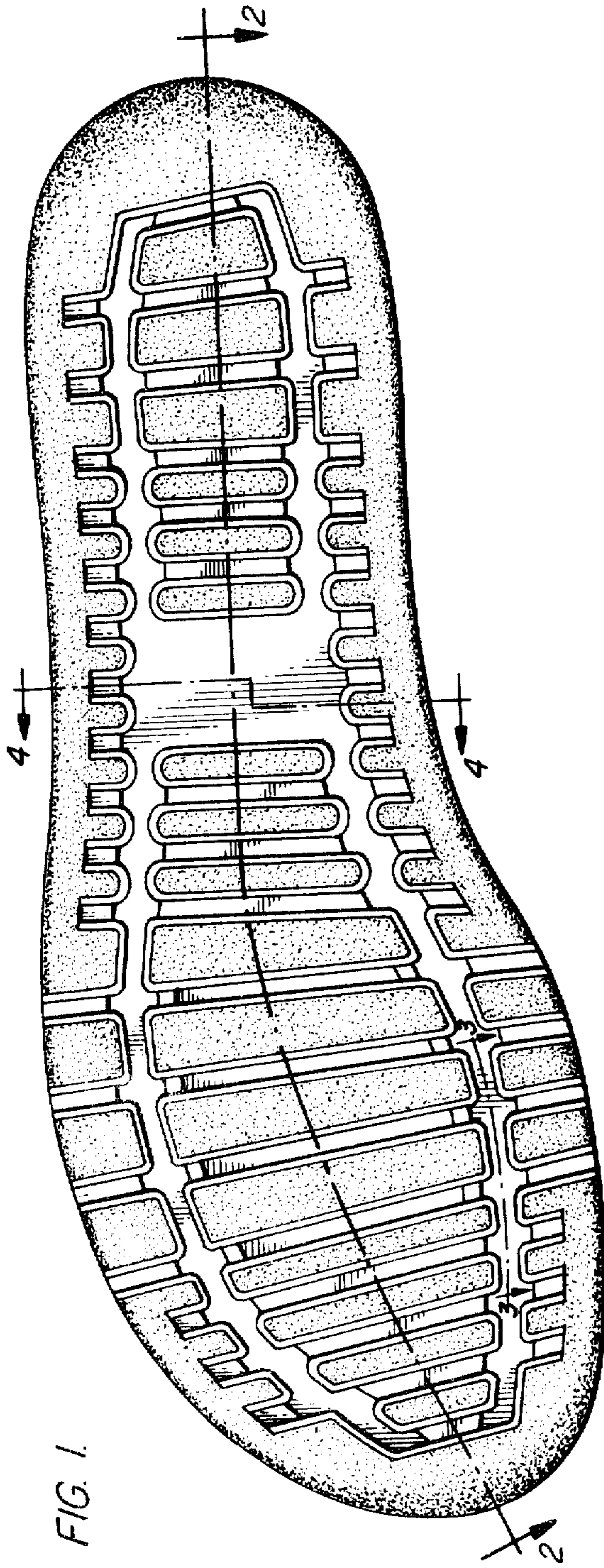


FIG. 1.

FIG. 2.

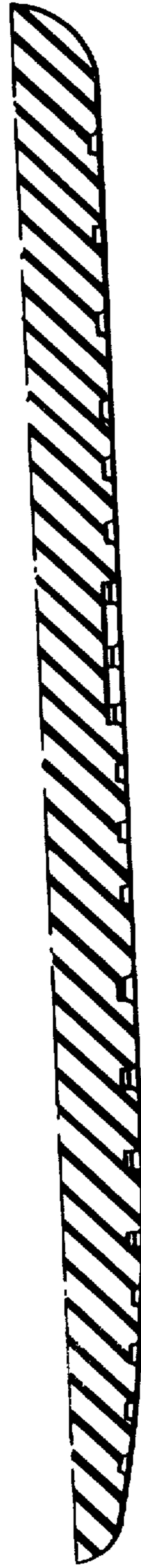


FIG. 4.



FIG. 3.

