

- [54] **EYE MAKEUP APPLICATOR**
- [75] Inventors: **Albert K. Taylor**, South Haven, Miss.; **Robert L. Baumgartner**, Memphis, Tenn.
- [73] Assignee: **Plough, Inc.**, Memphis, Tenn.
- [\*\*] Term: **14 Years**
- [21] Appl. No.: **412,352**
- [22] Filed: **Aug. 27, 1982**
- [52] U.S. Cl. .... **D28/7**
- [58] Field of Search ..... **D7/102; D28/4, 7, 8, D28/99; D24/23, 36, 63; D32/40, 51, 52; 132/88.5, 88.7, DIG. 3; 128/67; 15/244 R**

- [56] **References Cited**
- U.S. PATENT DOCUMENTS**
- D. 75,501 6/1928 **Leyne** ..... **D28/7**
- D. 260,560 9/1981 **Flower** ..... **D28/7**
- D. 268,697 4/1983 **Bukowski** ..... **D32/51 X**

3,177,879 4/1965 **Smith** ..... **D28/7 X**  
 3,472,242 10/1969 **Demner** ..... **D28/8 X**


*Primary Examiner*—**Louis S. Zarfes**  
*Attorney, Agent, or Firm*—**Vincent H. Gifford; Warrick E. Lee, Jr.; Bruce M. Eisen**

[57] **CLAIM**

The ornamental design for an eye makeup applicator, substantially as shown and described.

**DESCRIPTION**

FIG. 1 is a perspective view of an eye makeup applicator showing our new design.  
 FIG. 2 is a top plan view thereof.  
 FIG. 3 is a side elevational view thereof.  
 FIG. 4 is a bottom plan view thereof.  
 FIG. 5 is an end elevational view of one end thereof.  
 FIG. 6 is an end elevational view of the other end thereof.  
 The characteristic feature of the design resides in the shape of the applicator head.






FIG. 1

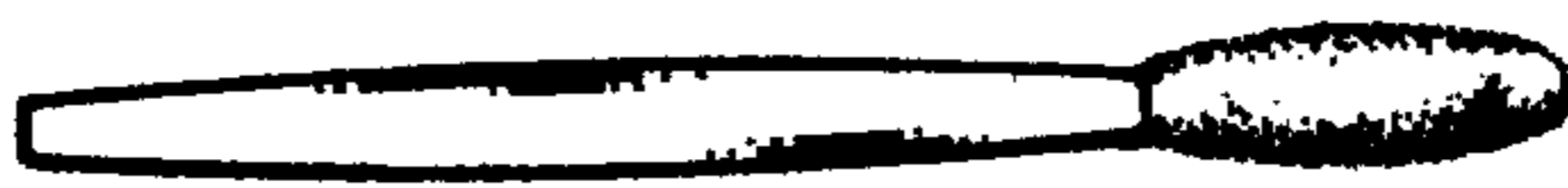


FIG. 2




FIG. 4



FIG. 5




FIG. 3



FIG. 6