

[54] NEWSPAPER VENDING RACK OR SIMILAR ARTICLE

[75] Inventor: Fred M. Gore, Dallas, Tex.

[73] Assignee: Gannett Co., Inc., Rochester, N.Y.

[\*\*] Term: 14 Years

[21] Appl. No.: 377,440

[22] Filed: May 12, 1982

[52] U.S. Cl. .... D20/6

[58] Field of Search ..... D20/1-2, D20/6 K, 8-9; 194/1 G, 1 K, 10, 51, 59, 65; 221/1, 8, 39, 54, 110, 154-155, 213-216, 232, 291, 279; 248/127, 158; 312/215, 234, 254, 100

[56] References Cited

U.S. PATENT DOCUMENTS

3,042,250	7/1962	Watlington .....	221/213 X
3,747,733	7/1973	Knickerbocker .....	221/241 X
4,312,461	1/1982	Godley .....	221/279 X
4,367,826	1/1983	Glaser .....	221/213

OTHER PUBLICATIONS

*Berkley-Small Flyer-4/76-K-500 SHO-Rack* ®Paper Vend Machine on front.

*Berkley-Small Brochure-10/79-Models K-600, K-100* Inside and Modular Units on back.

*Primary Examiner*—Nelson C. Holtje

*Attorney, Agent, or Firm*—Cushman, Darby & Cushman

[57] CLAIM


The ornamental design for a newspaper vending rack or similar article, as shown and described.

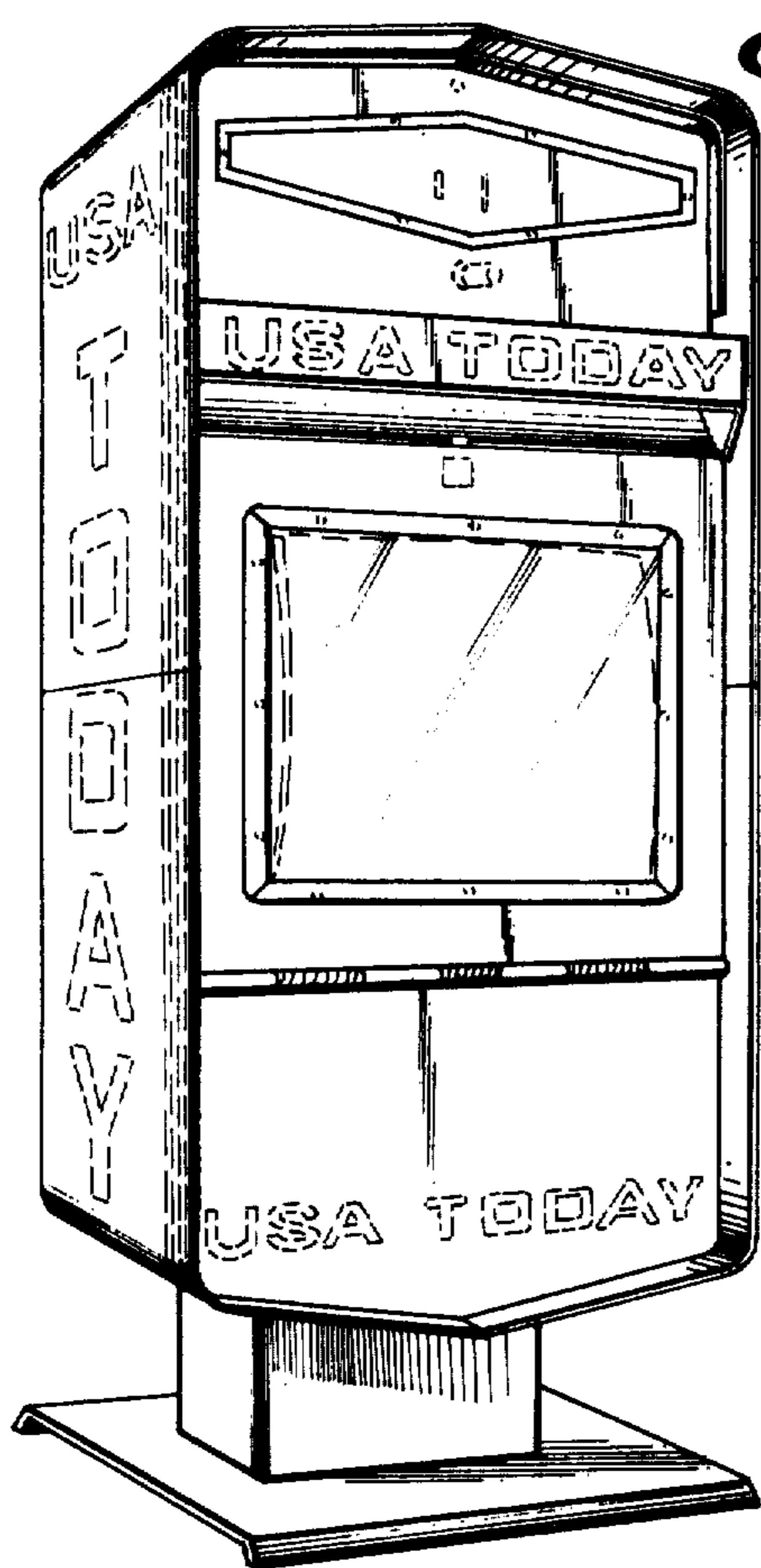
DESCRIPTION

FIG. 1 is a perspective view of a newspaper vending rack or similar article showing my new design; FIG. 2 is a front elevational view thereof; FIG. 3 is a right side elevational view thereof; and FIG. 4 is a top plan view thereof.


The left side is a mirror image of the right side. The back and bottom are plain.

The broken-line showings of FIGS. 1 and 2 are for illustrative and environmental purposes only, and form no part of the claimed design.

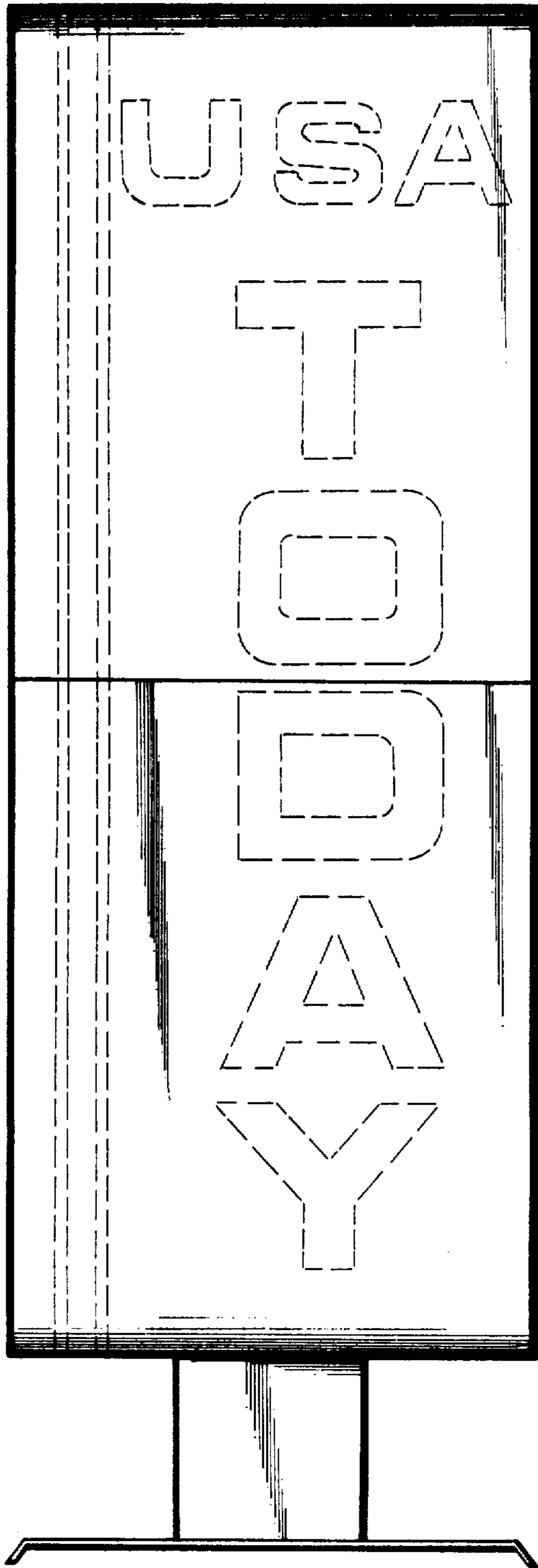




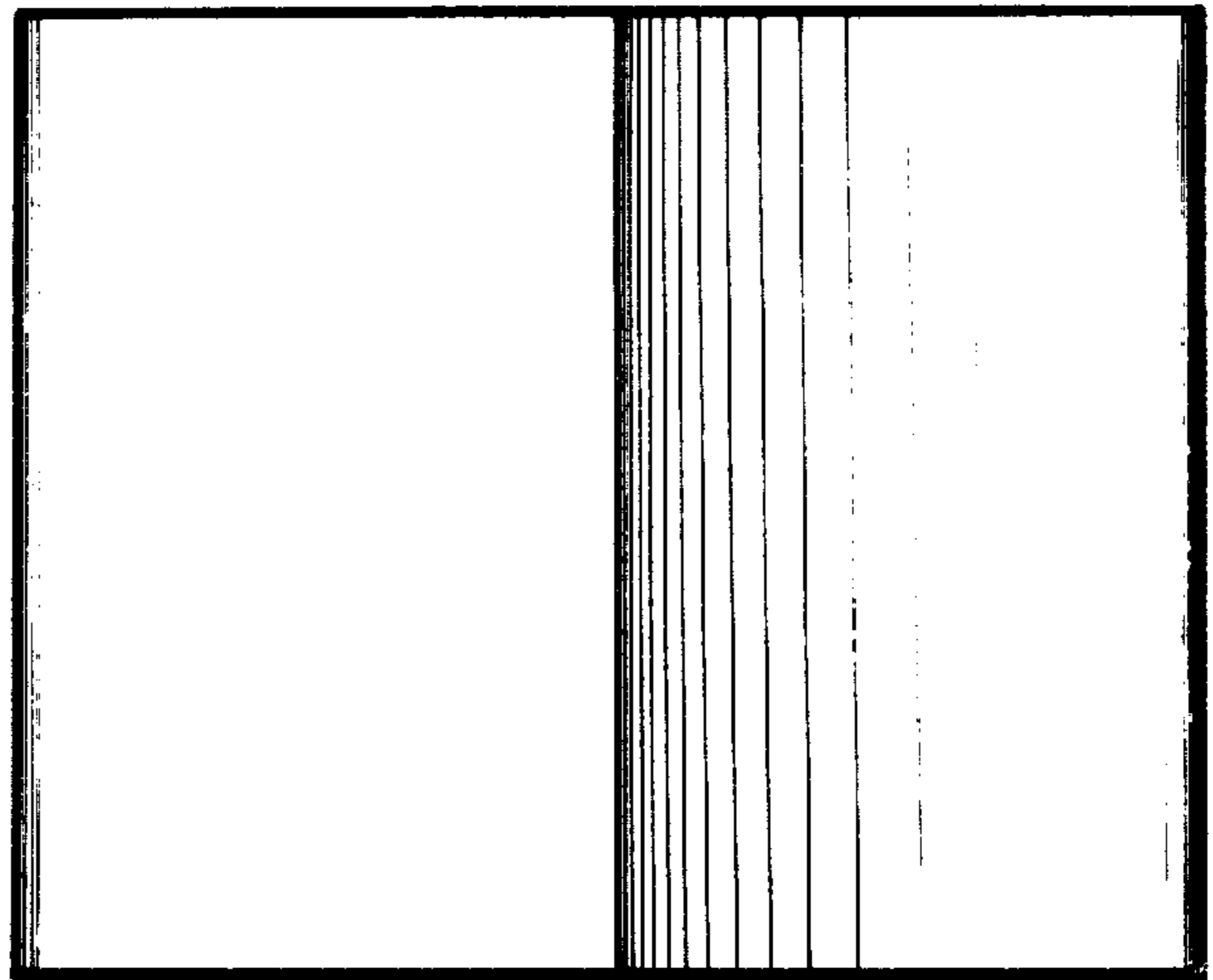
*Fig. 1*



*Fig. 2*



*Fig. 3*



*Fig. 4*