

[54] COMBINED RADIO AND CASSETTE TAPE RECORDER

D. 268,410 3/1983 Frakes D14/5

[75] Inventors: Katsutoshi Kido, Kyoto; Satoru Usami, Osaka, both of Japan

[73] Assignee: Matsushita Electric Industrial Co., Ltd., Kadoma, Japan

[**] Term: 14 Years

[21] Appl. No.: 311,472

[22] Filed: Oct. 14, 1981

[30] Foreign Application Priority Data

Apr. 20, 1981 [JP] Japan 56-17011

[52] U.S. Cl. D14/5; D14/6; D14/70; D14/72

[58] Field of Search D14/1, 5, 6, 68-73, D14/75, 76, 95, 99

[56] References Cited

U.S. PATENT DOCUMENTS

- D. 245,037 7/1977 Ebata et al. D14/6 X
- D. 256,013 7/1980 Culbertson D14/72 X
- D. 262,699 1/1982 Houlihan D14/6 X

OTHER PUBLICATIONS

Best Products 1980/81 Catalog, p. 356, Item #2, Panasonic Radio Cassette Player/Recorder Model RX12500.

Primary Examiner—Jane E. Corrigan
Attorney, Agent, or Firm—Sughrue, Mion, Zinn, Macpeak & Seas

[57] CLAIM

The ornamental design for a combined radio and cassette tape recorder, as shown and described.

DESCRIPTION

FIG. 1 is a front, top and right side perspective view of a combined radio and cassette tape recorder showing our new design;
 FIG. 2 is a top plan view thereof;
 FIG. 3 is a rear elevational view thereof;
 FIG. 4 is a bottom plan view thereof;
 FIG. 5 is a left side elevational view thereof;
 FIG. 6 is a right side elevational view thereof; and
 FIG. 7 is a view like FIG. 2 with the handle pivoted backward.




Fig. 1




Fig. 2

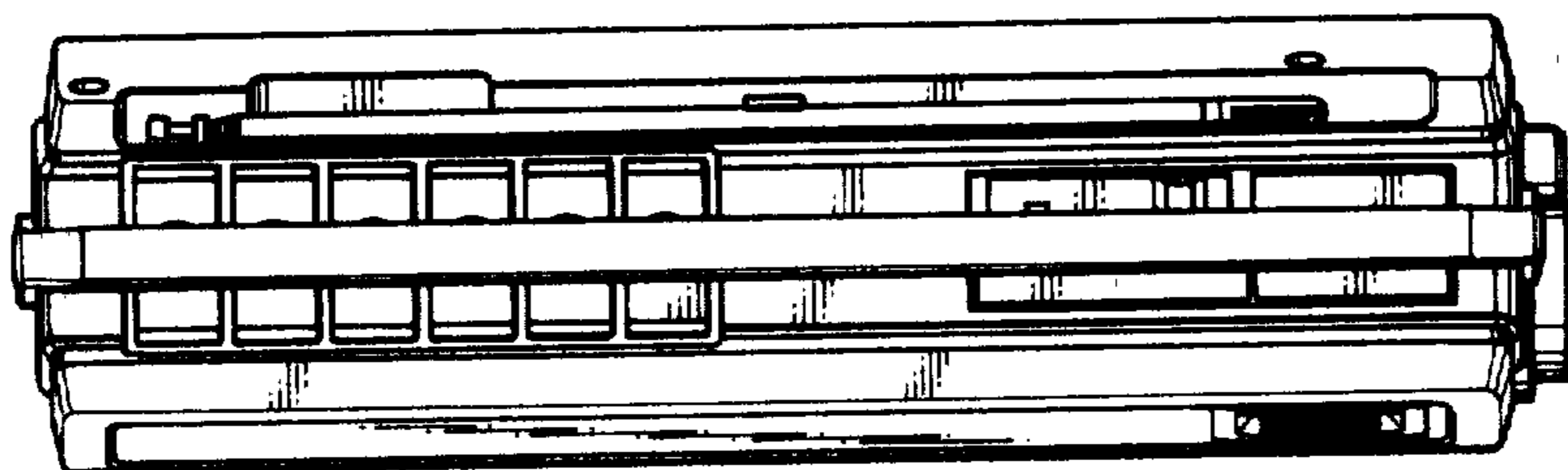


Fig. 3

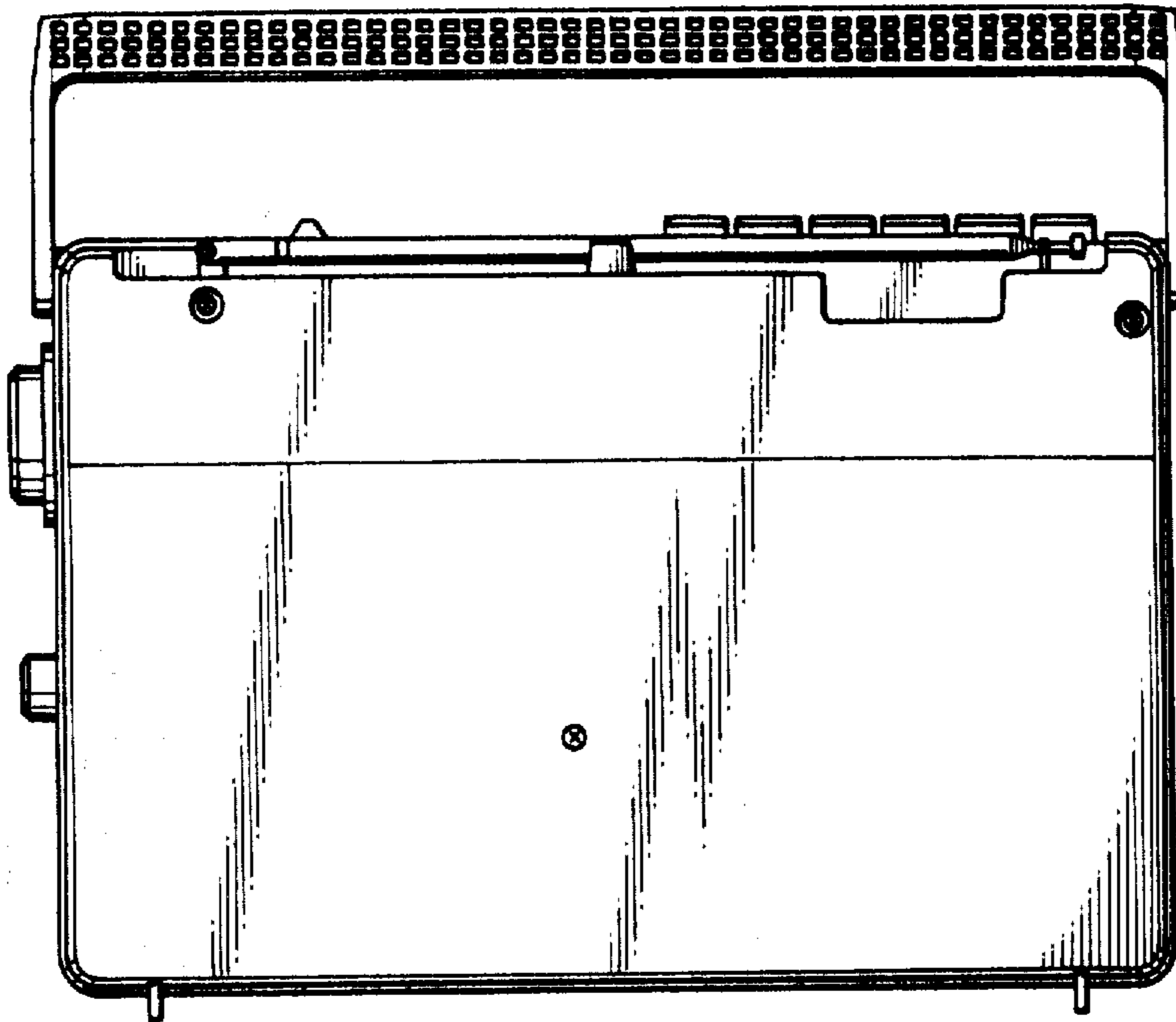


Fig. 4




Fig. 5

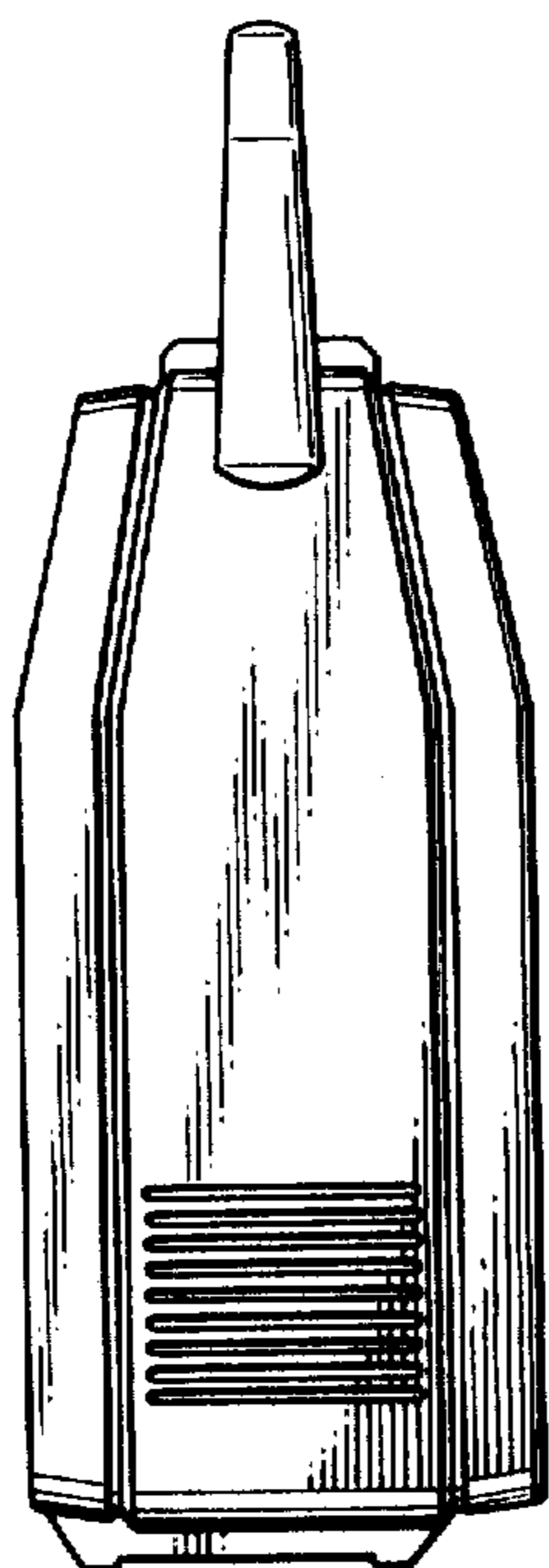


Fig. 6

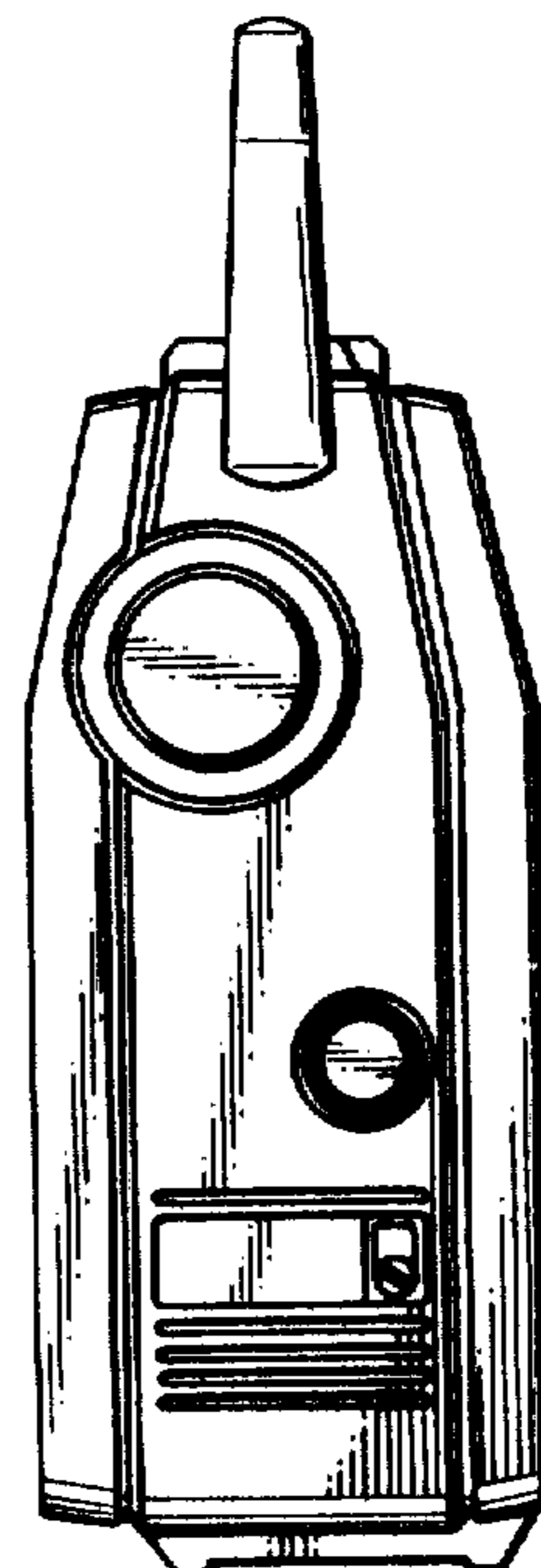


Fig. 7

