

[54] PAPER CLIP DRIVER AND APPLICATOR

[76] Inventor: Hisao Sato, Dai-ni Hikari-so, 10 Toyotama Minami 3-chome, Nerima-ku, Tokyo, Japan

[\*\*] Term: 14 Years

[21] Appl. No.: 309,087

[22] Filed: Oct. 6, 1981

[52] U.S. Cl. .... D8/49; D24/27

[58] Field of Search ..... D8/48-50; D19/72; 227/61; 29/243.56; D24/27

[56] References Cited

U.S. PATENT DOCUMENTS

D. 118,380	1/1940	Maynard	.....	D8/49
3,665,580	5/1972	Mashita	.....	29/243.56
3,681,839	8/1972	Janecka	.....	29/243.56
3,958,576	5/1976	Komiya	.....	29/243.56
4,353,157	10/1982	Sato	.....	29/243.56

OTHER PUBLICATIONS

Office Applicances Catalogue No. 23, 1981 by Plus Kabushiki Kaisha, published and delivered in Jan., 1981.  
Lion Office Equipment 1981 Catalogue by Kabushiki

Kaisha Lion Jimuki, printed on Nov. 1, 1980 and delivered on Jan. 1, 1981.

Kokuyo Catalogue 1981 by Kokuyo Kabushiki Kaisha, published and delivered in Nov., 1980.

Office & Business Systems 1981 Catalogue by Ito Shoji Kabushiki Kaisha, published and delivered in Dec., 1980.

Office Supplies Catalogue 1981, vol. 11 by Kabushiki Kaisha Crown Group, published and delivered in Jan., 1981.

Primary Examiner—George P. Word

Attorney, Agent, or Firm—Stevens, Davis, Miller & Mosher

[57] CLAIM

The ornamental design for a paper clip driver and applicator, as shown and described.

DESCRIPTION

FIG. 1 is a top plan view of a paper clip driver and applicator showing my new design; FIG. 2 is a front elevational view; FIG. 3 is a bottom plan view thereof; FIG. 4 is a left side elevational view; and FIG. 5 is a right side elevational view thereof. The rear view is the mirror image of the front view.

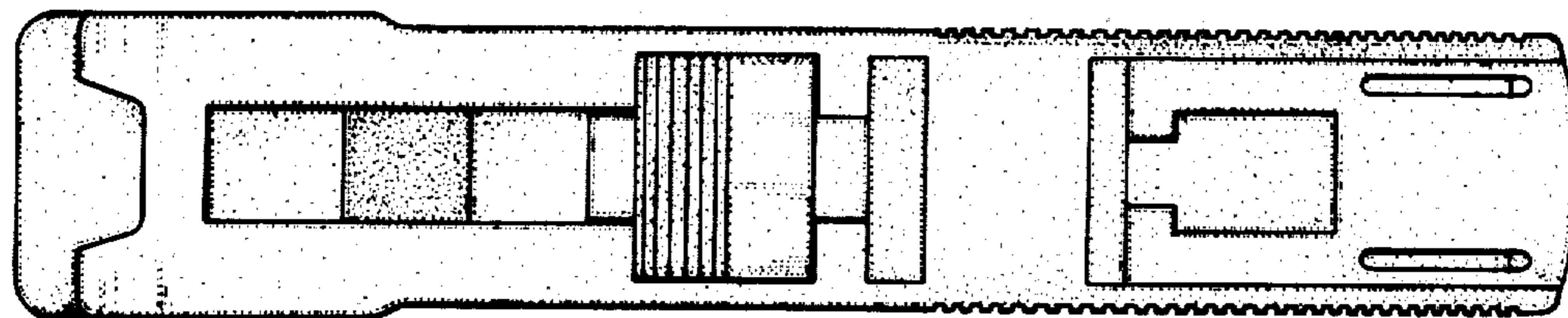


FIG. 1




FIG. 2

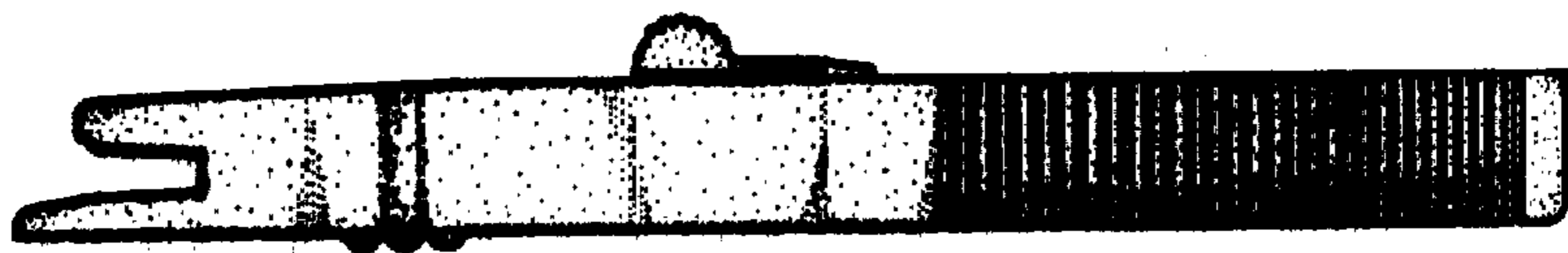


FIG. 3




FIG. 4



FIG. 5

