

[54] TOOTHBRUSH

[76] Inventor: Eugene C. Wagner, 3424 Kingsbridge Ave., Bronx, N.Y. 10463

[\*\*] Term: 14 Years

[21] Appl. No.: 385,926

[22] Filed: Jun. 7, 1982

[52] U.S. Cl. .... D4/28

[58] Field of Search ..... D4/24, 25, 28; 15/159 R, 160, 167 R, 167 A; 132/84

[56] References Cited

U.S. PATENT DOCUMENTS

D. 41,285	4/1911	Kress	.....	D4/28
1,091,291	3/1914	Carroll	.....	15/167 A
1,133,930	3/1915	Carroll	.....	15/167 A
1,389,624	9/1921	Carroll	.....	15/167 A

FOREIGN PATENT DOCUMENTS

212559	1/1958	Australia	.....	D4/25
--------	--------	-----------	-------	-------

Primary Examiner—Catherine E. Kemper  
Attorney, Agent, or Firm—Natter & Natter

[57] CLAIM

The ornamental design for a toothbrush, as shown and described.

DESCRIPTION

FIG. 1 is a bottom plan view of a toothbrush showing my new design;  
 FIG. 2 is a side elevation view thereof;  
 FIG. 3 is a top plan view thereof;  
 FIG. 4 is an end view thereof as viewed from the left;  
 FIG. 5 is an end view thereof as viewed from the right; the side not shown is identical to the side shown;  
 FIG. 6 is a bottom plan view of a second embodiment of a toothbrush;  
 FIG. 7 is a side elevational view of the embodiment shown in FIG. 6;  
 FIG. 8 is a top plan view of the embodiment shown in FIG. 6;  
 FIG. 9 is an end view of the embodiment shown in FIG. 6 as viewed from the left; and  
 FIG. 10 is an end view of the embodiment shown in FIG. 6 as viewed from the right; the side not shown is identical to the side shown.




FIG. 1



FIG. 2




FIG. 3




FIG. 4

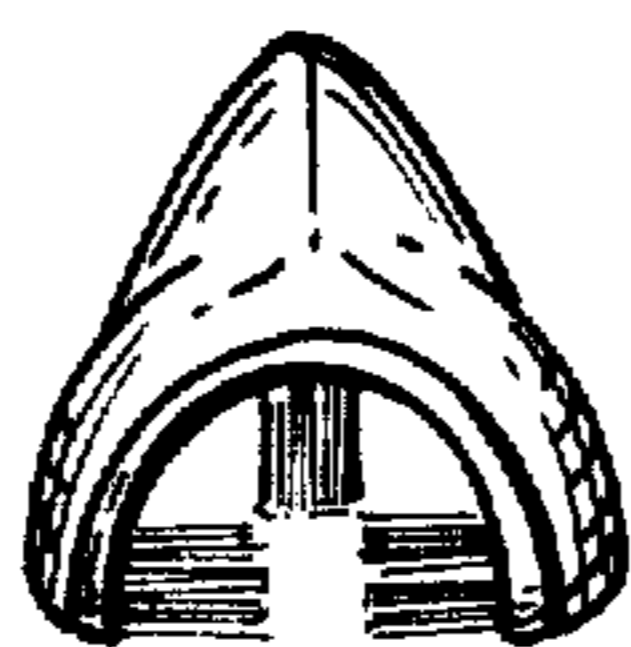


FIG. 5




FIG. 6

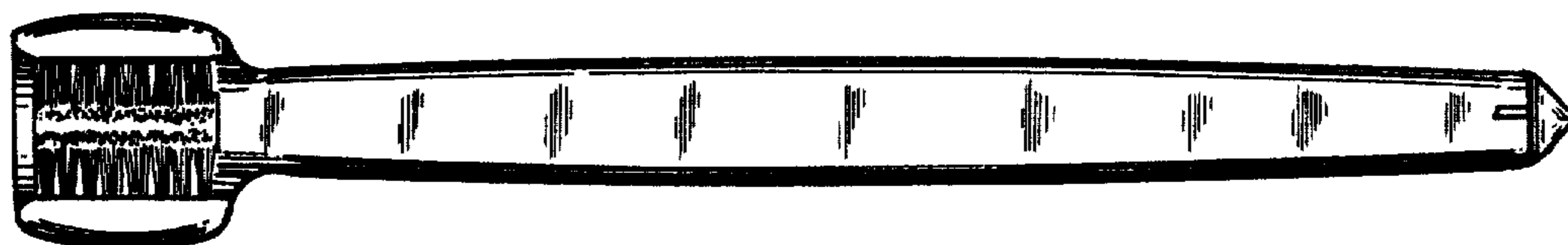


FIG. 7




FIG. 8




FIG. 9

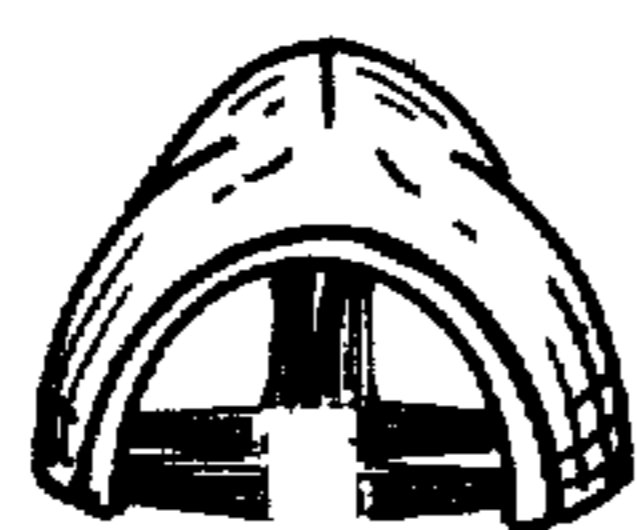


FIG. 10

