

[54] **CUTICLE DEVICE**

[75] **Inventor:** Axel Jankewitz, Fürth, Fed. Rep. of Germany

[73] **Assignee:** A. W. Faber-Castell, Nuremberg, Fed. Rep. of Germany

[**] **Term:** 14 Years

[21] **Appl. No.:** 399,054

[22] **Filed:** Jul. 16, 1982

[30] **Foreign Application Priority Data**

May 14, 1982 [DE] Fed. Rep. of Germany 7901
[52] **U.S. Cl.** D28/57; D19/51
[58] **Field of Search** D28/4, 7, 9, 56, 57,
D28/62, 99; D19/43, 51; 132/73, 73.5, 75, 75.3,
75.6, 76.4

[56] **References Cited**

U.S. PATENT DOCUMENTS

D. 121,406 7/1940 Whitehouse D19/51 X
1,629,967 5/1927 Rex 132/75.3
2,480,446 8/1949 Carlson 132/73

3,130,433 4/1964 John D28/57 X

OTHER PUBLICATIONS

Sanford's Flyer, 6/1967, Vis-A-Vis Visual Aid Pen.
Beauty Fashion, 10/1980, p. 109—Manicure Tool at top right.


Primary Examiner—Louis S. Zarfes
Attorney, Agent, or Firm—Blum, Kaplan, Friedman,
Silberman & Beran

[57] **CLAIM**

The ornamental design for a cuticle device, as shown and described.

DESCRIPTION

FIG. 1 is a front perspective view of a cuticle device showing my new design;
FIG. 2 is a front elevational view thereof with cap removed;
FIG. 3 is a side elevational view thereof with cap removed;
FIG. 4 is a rear elevational view thereof with cap removed;
FIG. 5 is a left end view thereof with cap removed; and
FIG. 6 is a right end view thereof.



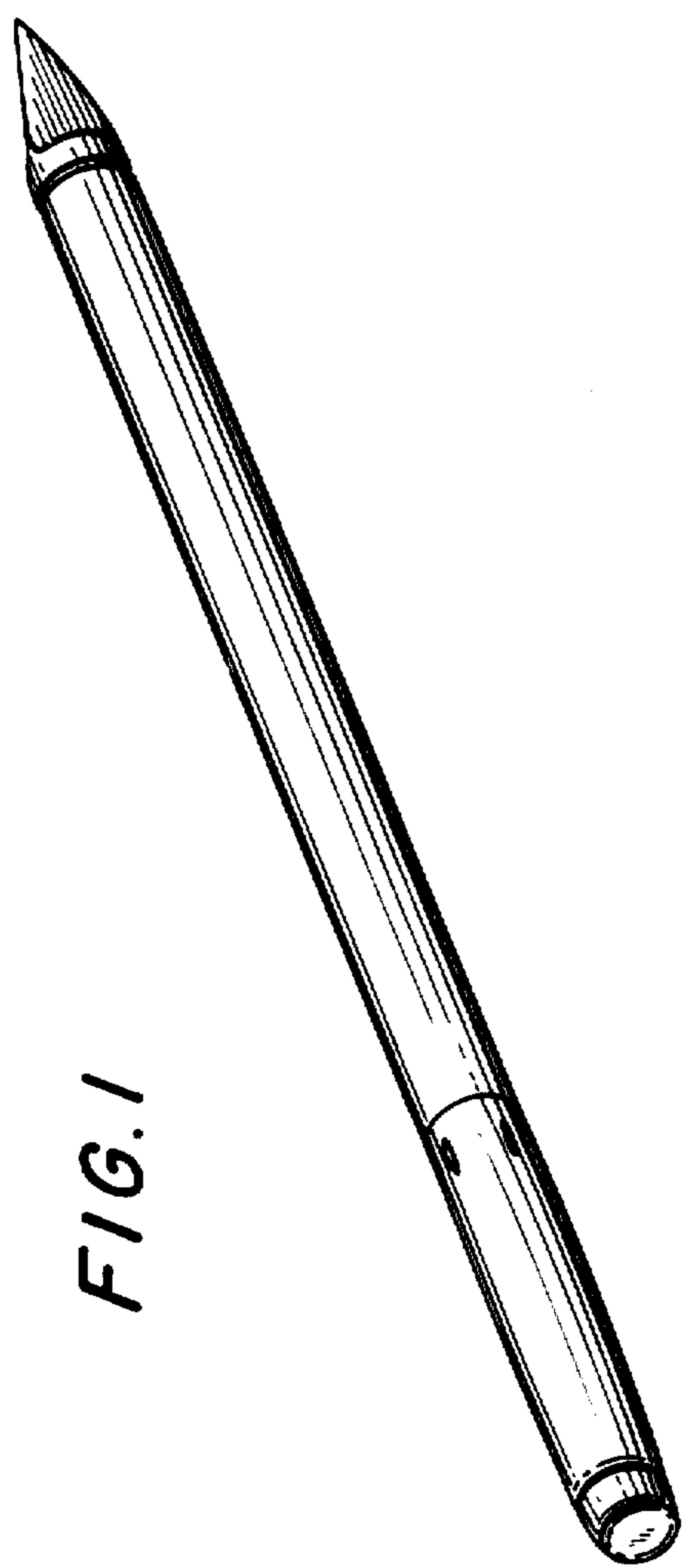


FIG. 1

FIG. 2




FIG. 3



FIG. 4



FIG. 5



FIG. 6

