

[54] CUTICLE DEVICE

3,130,433 4/1964 John ..... D28/57

[75] Inventor: Axel Jankewitz, Fütth, Fed. Rep. of Germany

[73] Assignee: A. W. Faber-Castell, Nuremberg, Fed. Rep. of Germany

[\*\*] Term: 14 Years

[21] Appl. No.: 399,053

[22] Filed: Jul. 16, 1982

[30] Foreign Application Priority Data

May 11, 1982 [DE] Fed. Rep. of Germany ..... 7899  
[52] U.S. Cl. .... D28/57; D19/51  
[58] Field of Search ..... D28/4, 7, 56, 57, 62, D28/99; D19/43, 51; 132/73, 73.5, 75, 75.3, 75.6, 76.4

[56] References Cited

U.S. PATENT DOCUMENTS

D. 200,385 2/1965 Tinsley ..... D28/7  
D. 246,000 10/1977 Yacos ..... D28/57  
1,629,967 5/1927 Rex ..... 132/75.3

OTHER PUBLICATIONS


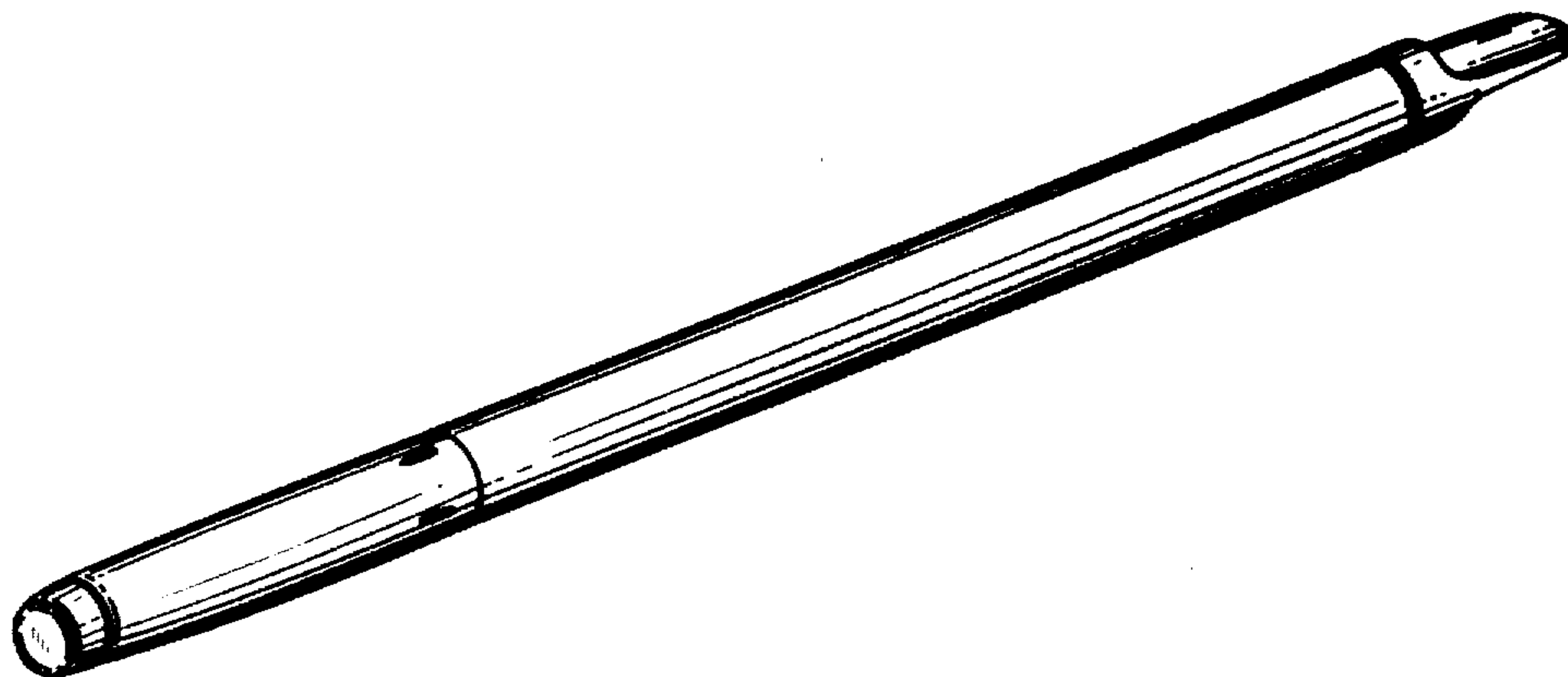
*Beauty Fashion*, 10/1980, p. 109—Manicure Tool at top right.  
*Sanford's Flyer*, 6/1967, Vis α A—Vis Visual Aid Pen.  
*Primary Examiner*—Louis S. Zarfes  
*Attorney, Agent, or Firm*—Blum, Kaplan, Friedman, Silberman & Beran

[57] CLAIM

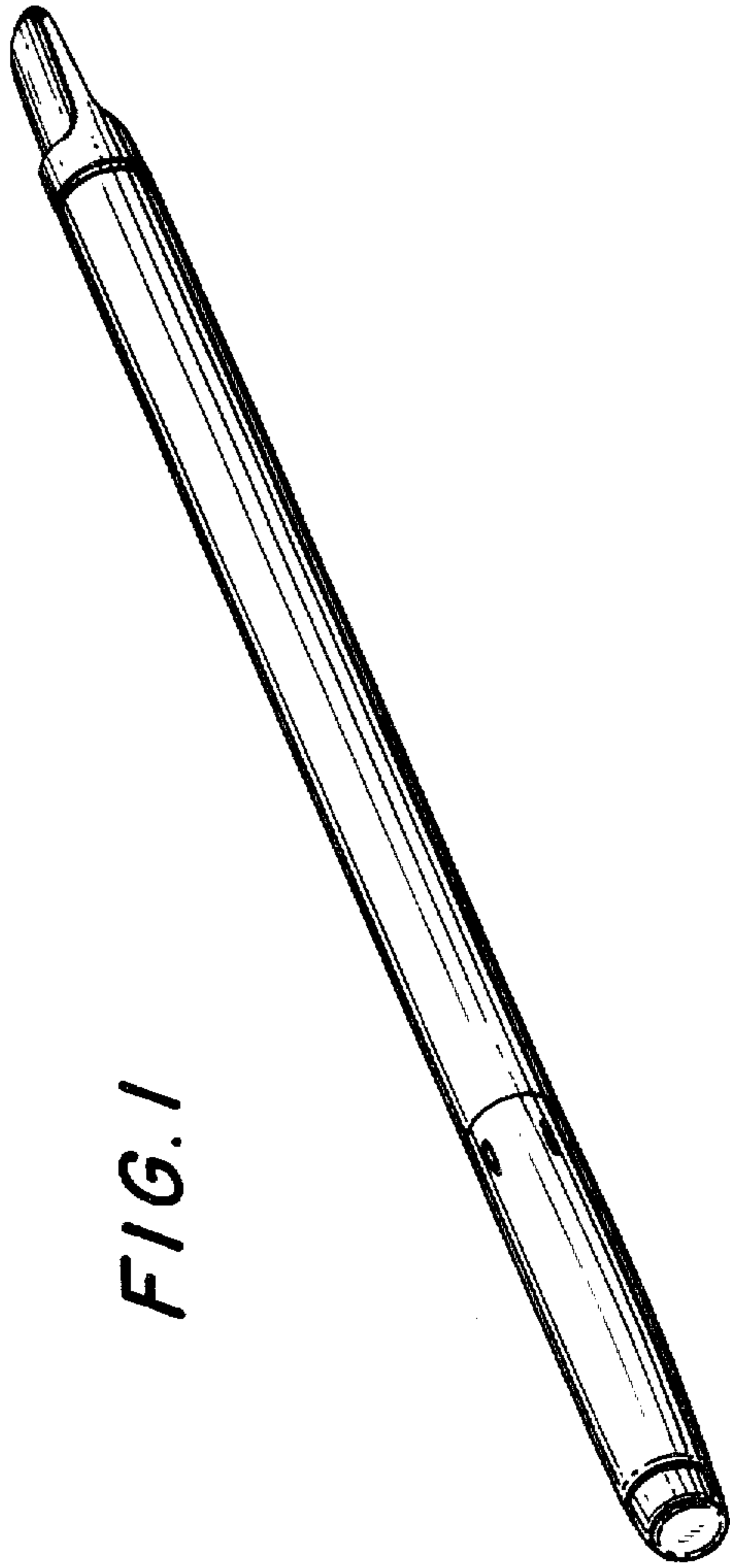
The ornamental design for a cuticle device, as shown and described.

DESCRIPTION


FIG. 1 is a front perspective view of a cuticle device showing my new design;  
FIG. 2 is a front elevational view thereof with cap removed;  
FIG. 3 is a side elevational view thereof with cap removed;  
FIG. 4 is a rear elevational view thereof with cap removed;  
FIG. 5 is a left end view thereof with cap removed; and FIG. 6 is a right end view thereof.



*FIG. 1*



*FIG. 2*




*FIG. 5*



*FIG. 6*



*FIG. 3*



*FIG. 4*

