

[54] CORDLESS VIBRATING MASSAGER

[76] Inventor: Alan Moloff, 6 York Dr., Edison, N.J. 08817

[\*\*] Term: 14 Years

[21] Appl. No.: 274,763

[22] Filed: Jun. 18, 1981

[52] U.S. Cl. .... D24/41; D24/36; 128/36

[58] Field of Search ..... 128/33, 32, 36, 67, 128/79; D24/41, 36

[56] References Cited

U.S. PATENT DOCUMENTS

- D. 210,922 4/1968 Tavel ..... D24/41
- D. 234,543 3/1975 Foster ..... D24/41
- 3,375,381 3/1968 Tavel ..... 128/36 X
- 3,549,920 12/1970 Tavel ..... 128/36 X
- 3,900,023 8/1975 McBride ..... 128/36

- 3,991,751 11/1976 O'Rourke ..... 128/36
- 3,996,930 12/1976 Sekulich ..... 128/67
- 4,033,338 7/1977 Igwebike ..... 128/36

Primary Examiner—Bernard Ansher  
Attorney, Agent, or Firm—Martha G. Pugh

[57] CLAIM

The ornamental design for a cordless vibrating massager, as shown and described.

DESCRIPTION

FIG. 1 is a perspective view looking from the lower end, of the cordless vibrating massager of the present invention.

FIG. 2 is a side perspective view of the cordless vibrating massager of FIG. 1, showing the knob, handle and applicator end.

FIG. 3 is a perspective view of the cordless vibrating massager of FIGS. 1 and 2 from the upper end.

FIG. 4 is a vertical cross-section taken along the lines 4—4 of FIG. 2.

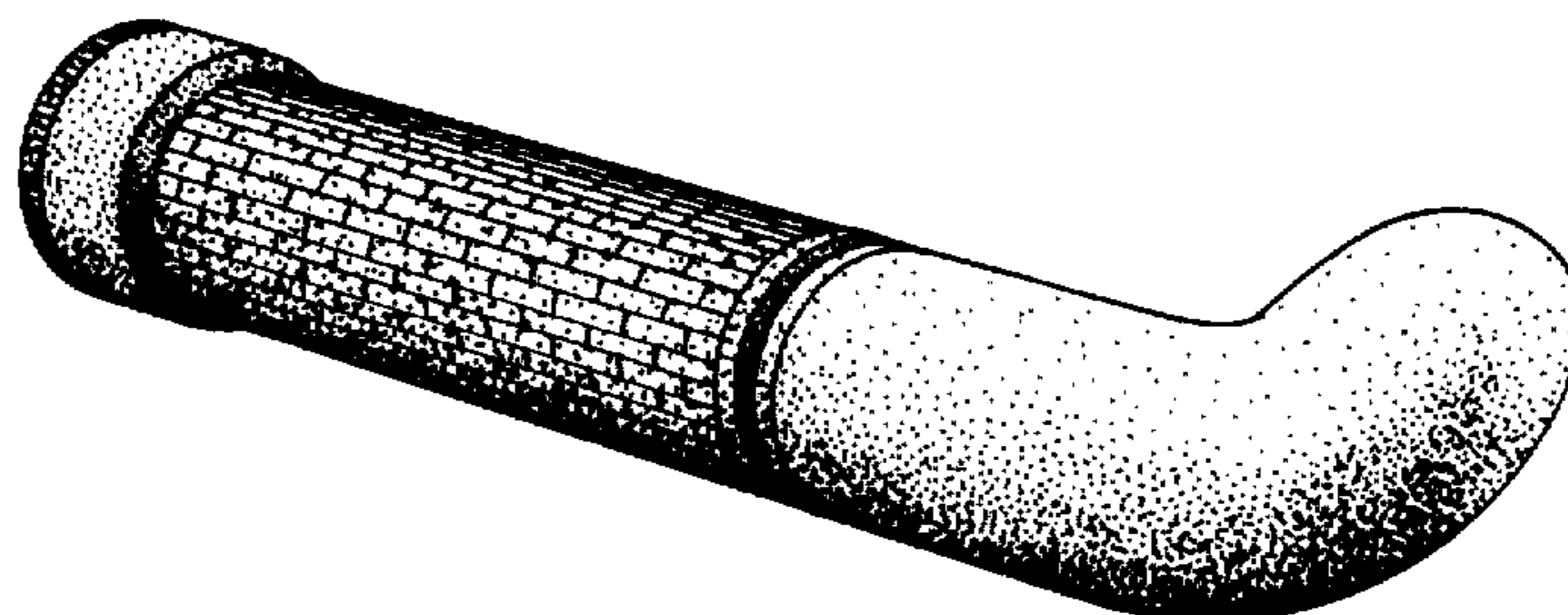


FIG. 4

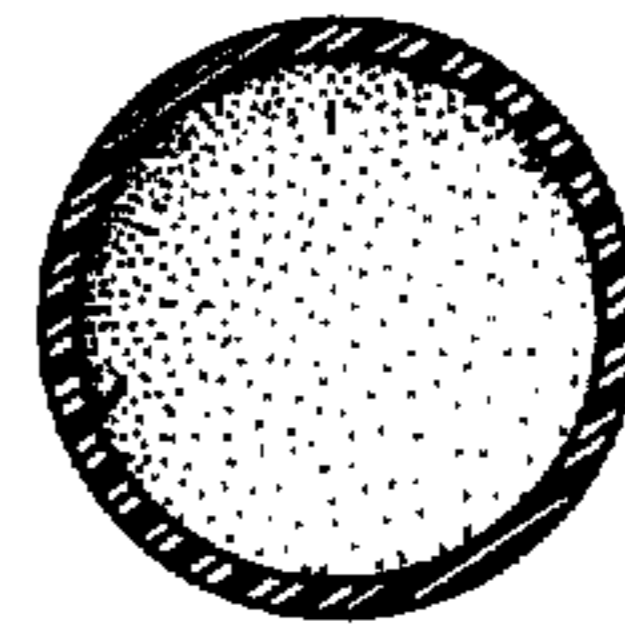


FIG. 1

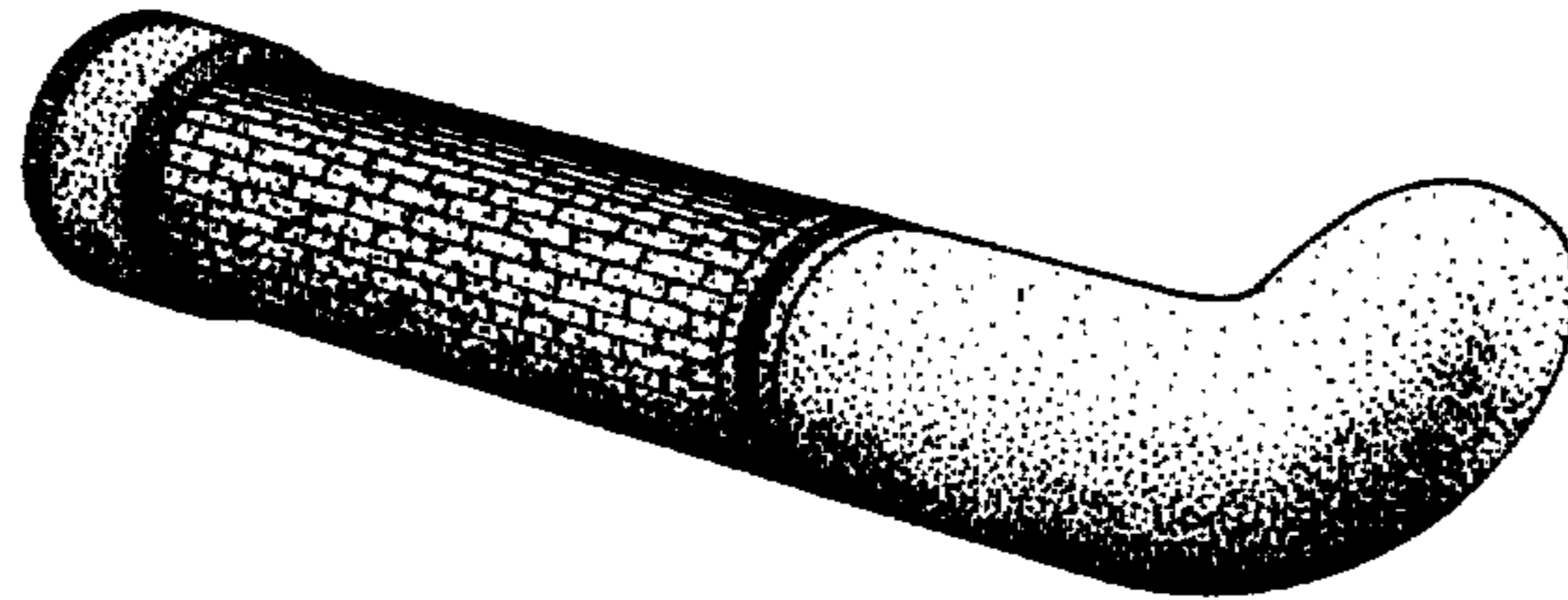


FIG. 2

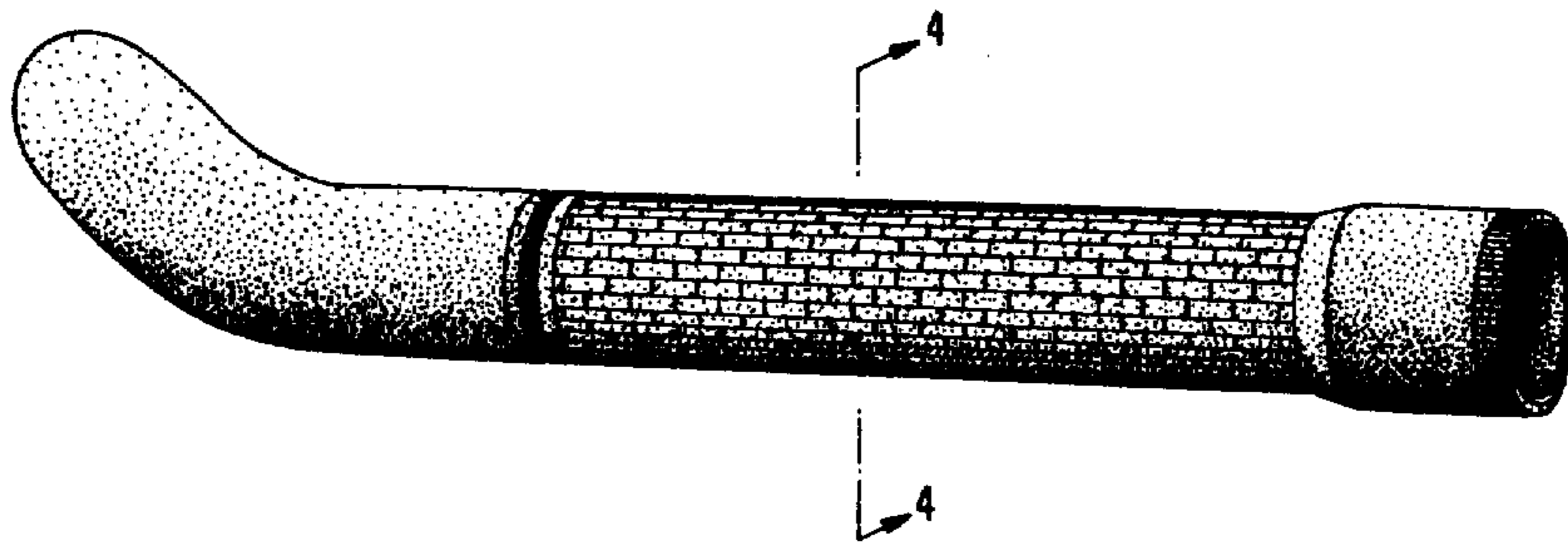


FIG. 3

