

[54] **SURGICAL STAPLER**

[75] Inventors: **Douglas G. Noiles**, New Canaan;  
**Paul O. Rawson**, Easton; **Richard Yagami**, Bridgewater, all of Conn.

[73] Assignee: **United States Surgical Corporation**, Norwalk, Conn.

[\*\*] Term: **14 Years**

[21] Appl. No.: **308,087**

[22] Filed: **Oct. 2, 1981**

[52] U.S. Cl. .... **D24/26; D24/27; 128/325; 128/334 R**

[58] Field of Search ..... **128/326, 325, 334 R; 227/19, DIG. 1, 30, 135, 155, 120; D24/26, 27**

4,152,920	5/1979	Green	72/410
4,166,466	9/1979	Jarvik	128/325
4,226,242	10/1980	Jarvik	128/325
4,242,902	1/1981	Green	72/410
4,244,372	1/1981	Kapitanov	128/334
4,296,881	10/1981	Lee	128/334 R X
4,299,224	11/1981	Noiles	128/325
4,383,634	5/1983	Green	128/334 R X

**FOREIGN PATENT DOCUMENTS**

786605	6/1968	Canada	.
1082552	7/1980	Canada	.
680389	4/1930	France	.
1413191	11/1975	United Kingdom	.
2065536	1/1981	United Kingdom	.
1587085	3/1981	United Kingdom	.
2069848	9/1981	United Kingdom	.
207331	2/1968	U.S.S.R.	.

[56] **References Cited**  
**U.S. PATENT DOCUMENTS**

D. 206,311	11/1966	Eizenberg	D24/27
D. 265,683	8/1982	Drummond et al.	D24/27
D. 269,459	6/1983	Butter	D24/27
3,032,039	5/1962	Beaty	128/326
3,082,426	3/1963	Miles	1/349
3,144,654	8/1964	Mallina	1/50
3,314,581	4/1967	Kapitanov	227/142
3,366,301	1/1968	Mallina	227/19
3,519,187	7/1970	Kapitanov	227/19
3,576,288	4/1971	Green	227/111
3,592,377	7/1971	Green	227/120
3,844,289	10/1974	Noiles	128/334
3,908,662	9/1975	Razgulov	128/334
3,951,138	4/1976	Akopov	128/17
4,076,162	2/1978	Kapitanov	227/19

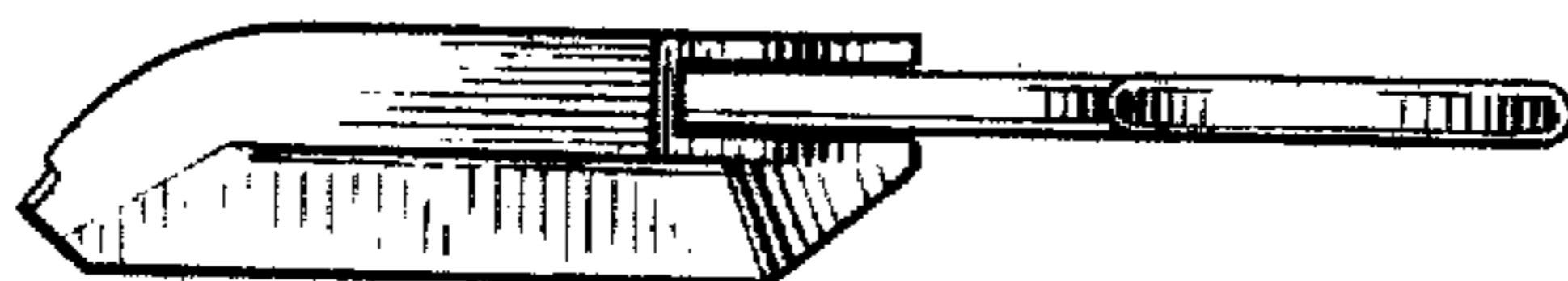
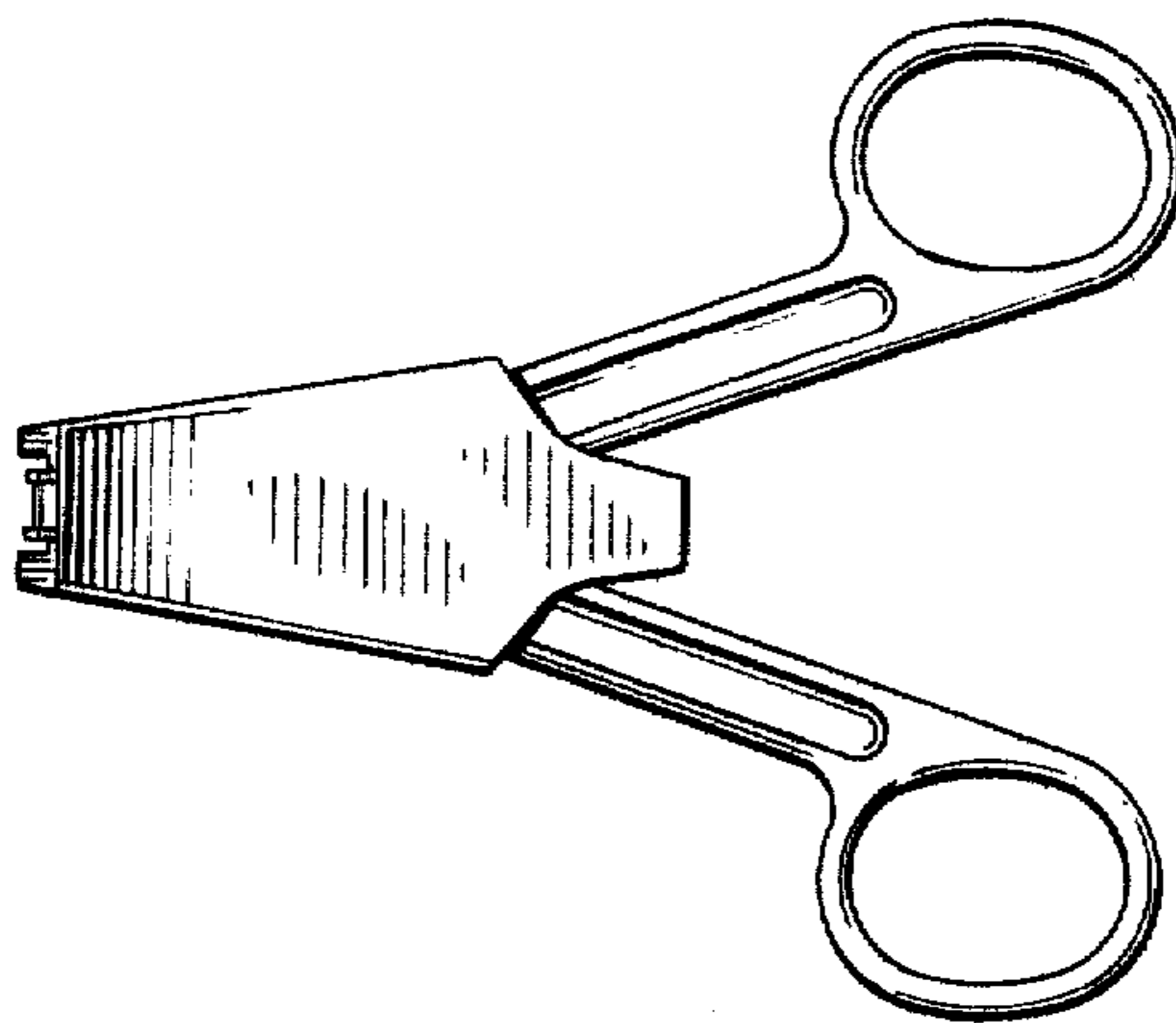
*Primary Examiner*—Bernard Ansher  
*Attorney, Agent, or Firm*—John E. Nathan; Stephen P. Gilbert

[57] **CLAIM**

The ornamental design for a surgical stapler, as shown.

**DESCRIPTION**

FIG. 1 is a top plan view of a surgical stapler showing our new design;  
FIG. 2 is a side view of the device;  
FIG. 3 is an end view of the device looking from the left of FIG. 2;  
FIG. 4 is an end view of the device looking from the right of FIG. 2; and  
FIG. 5 is a bottom plan view of the device.



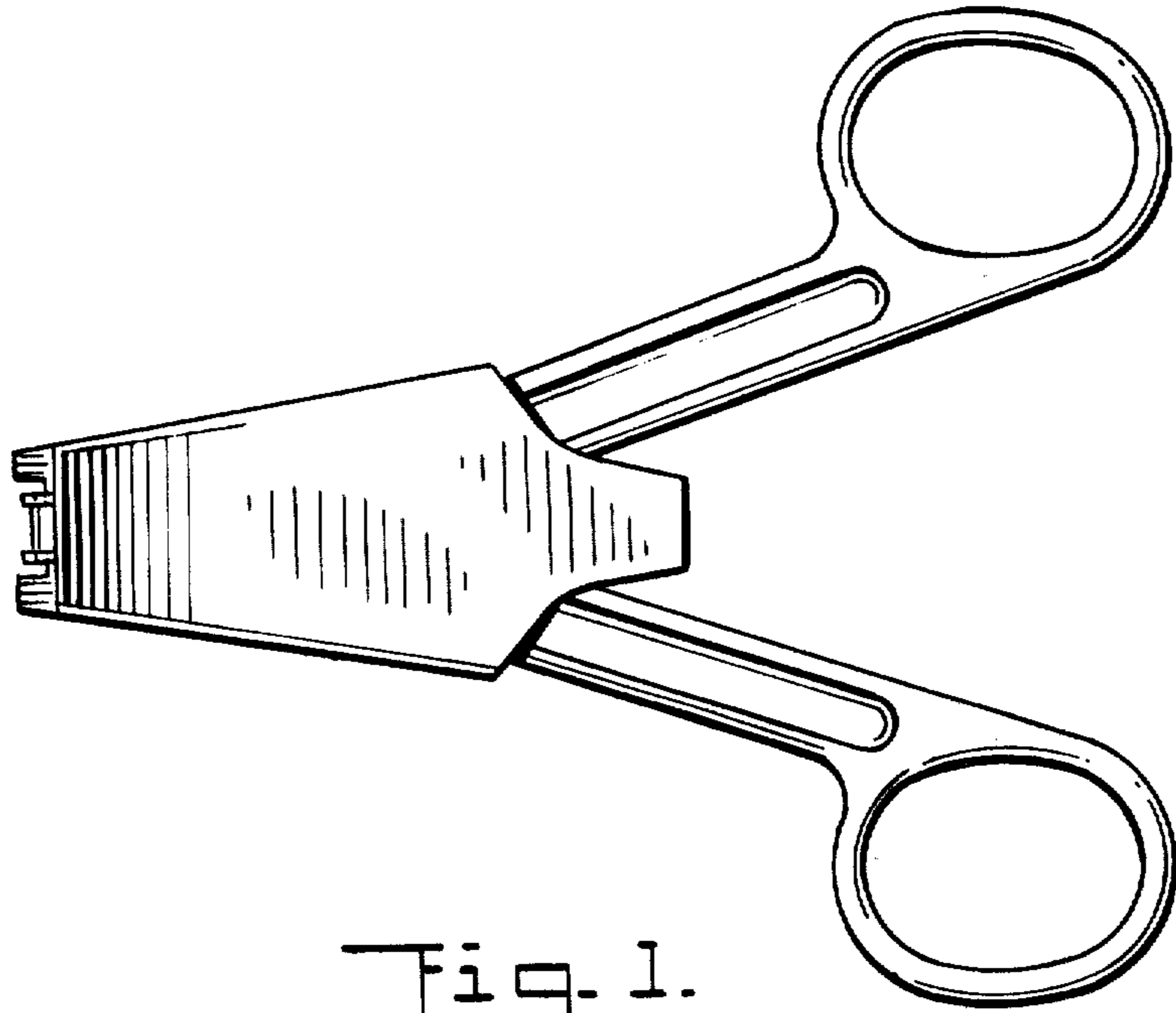


Fig. 1.

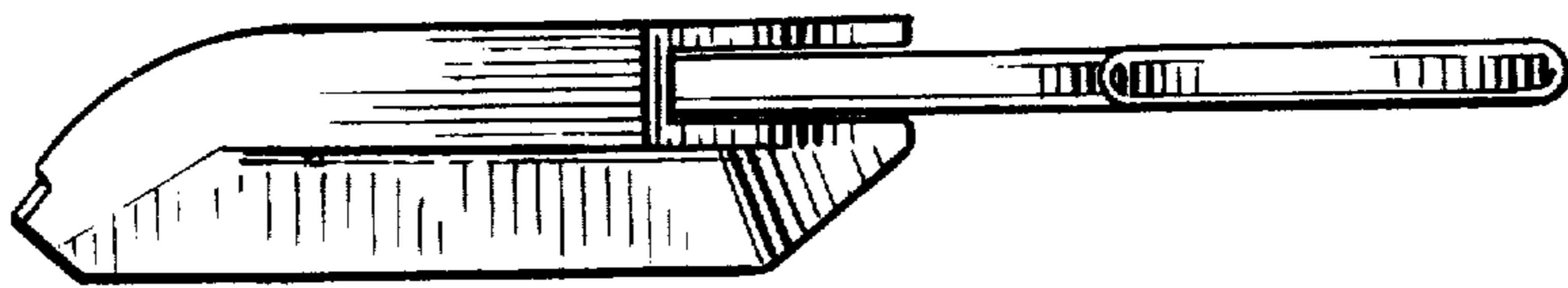


Fig. 2.

Fig. 5.

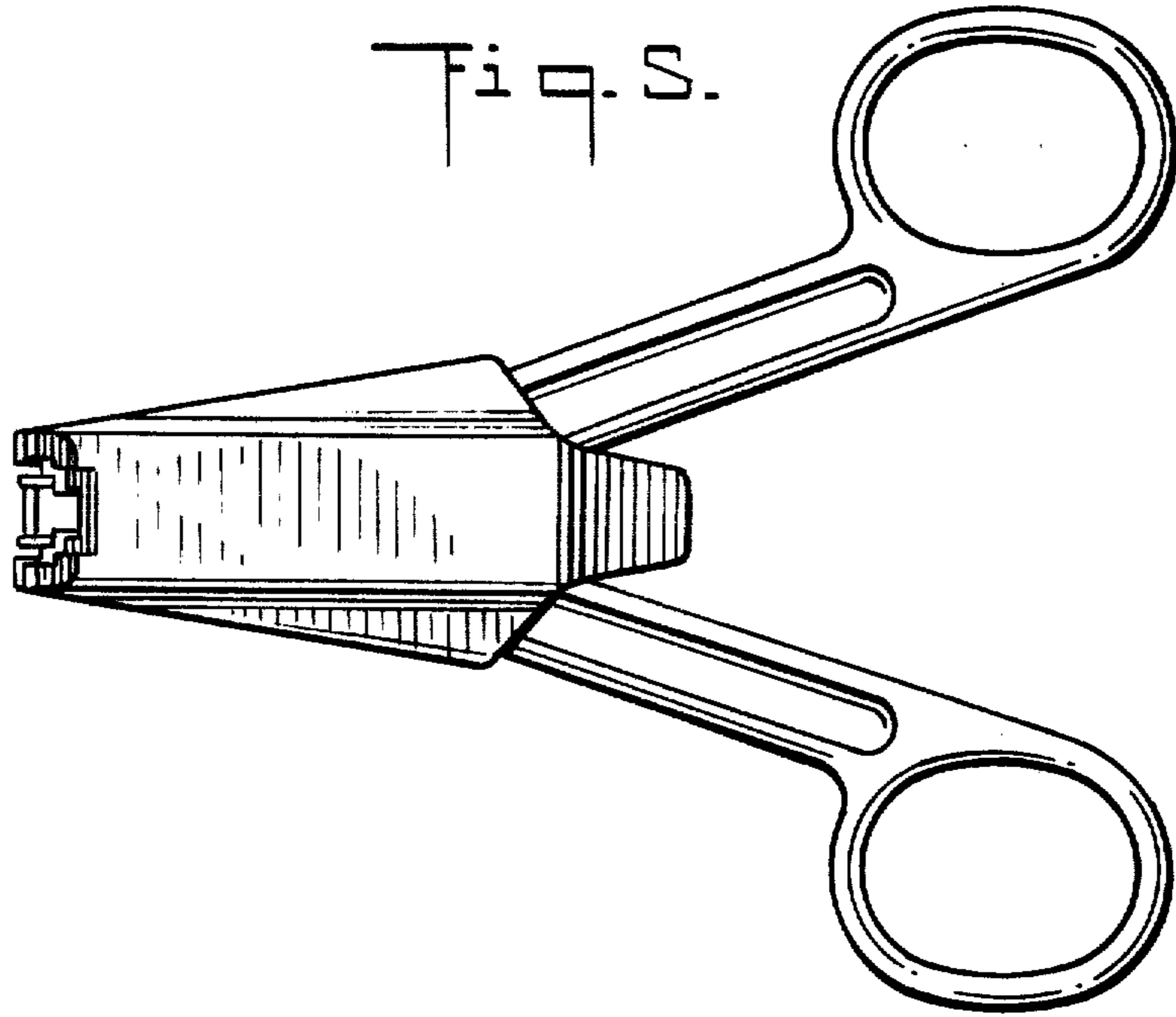


Fig. 3.




Fig. 4.

