

[54] DESK-TOP ELECTRONIC CALCULATOR

[75] Inventors: Takashi Hirata, Yokohama; Hideo Fushimoto, Kawasaki, both of Japan

[73] Assignee: Canon Kabushiki Kaisha, Tokyo, Japan

[**] Term: 14 Years

[21] Appl. No.: 325,823

[22] Filed: Nov. 30, 1981

[30] Foreign Application Priority Data

Jun. 2, 1981 [JP] Japan 56-24159

[52] U.S. Cl. D18/7

[58] Field of Search D18/2, 6-8, D18/12; D10/46.1; D19/59, 60; D21/13; 364/706-710; 200/5 A; D14/100, 115

[56] References Cited

U.S. PATENT DOCUMENTS

- 3,843,851 10/1974 Harada et al. 200/5 A
- 3,986,014 10/1976 Katsui et al. 364/708
- 4,055,755 10/1977 Nakamura et al. 364/709

OTHER PUBLICATIONS

HFD-Retailing Home Furnishings, 10/13/80, p. 77-Display & Printing Calculator CX3550 at bottom left.

Primary Examiner—Louis S. Zarfes
Attorney, Agent, or Firm—Fitzpatrick, Cella, Harper & Scinto

[57] CLAIM

The ornamental design for a desk-top electronic calculator, as shown and described.

DESCRIPTION

FIG. 1 is a front elevational view of a desk-top electronic calculator showing our new design;
 FIG. 2 is a rear elevational view thereof;
 FIG. 3 is a top plan view thereof;
 FIG. 4 is a bottom plan view thereof;
 FIG. 5 is a side elevational view as seen from the left of FIG. 1;
 FIG. 6 is a side elevational view as seen from the right of FIG. 1; and
 FIG. 7 is a perspective view of the desk-top electronic calculator.




FIG. 1




FIG. 2



FIG. 3

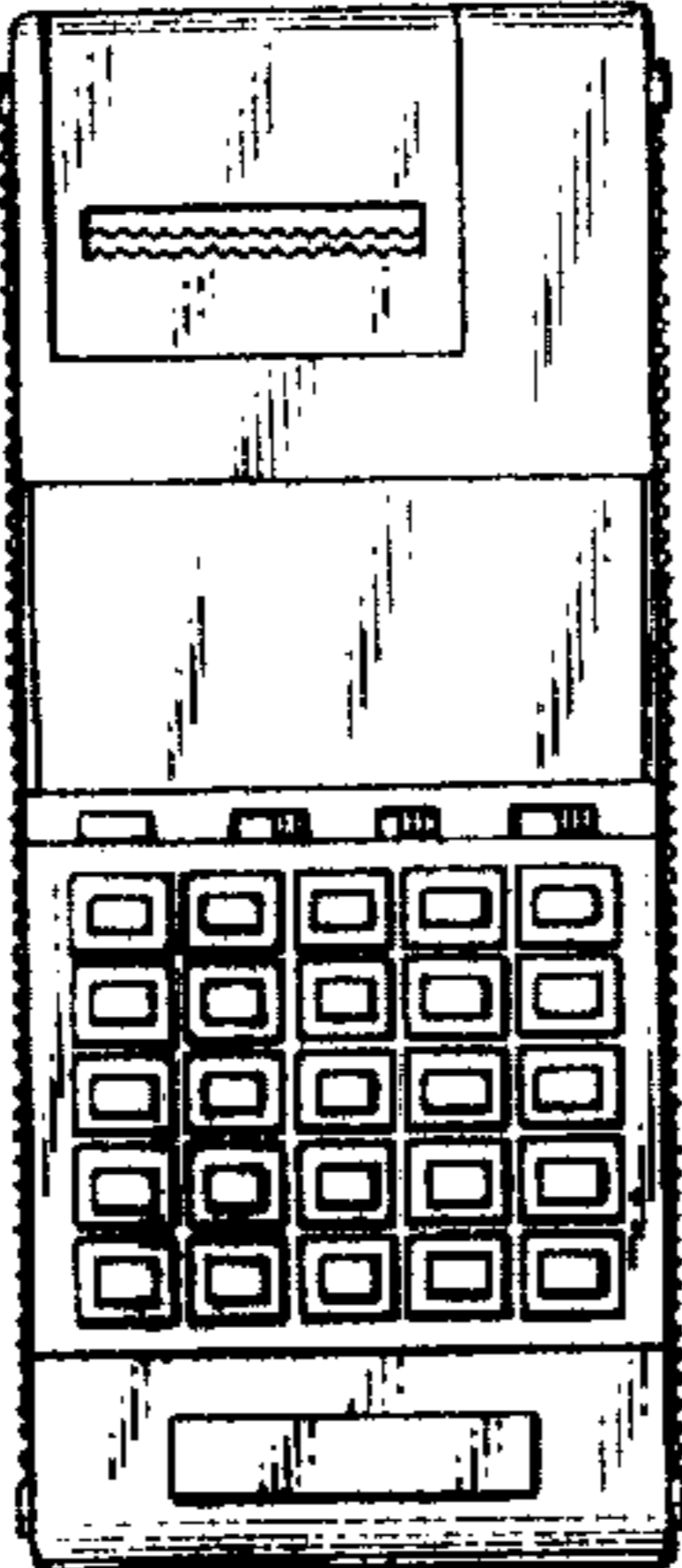


FIG. 4




FIG. 5




FIG. 6



FIG. 7

