

[54] COMBINATION DOOR LOCK DE-ICER AND TORCH AND KEY RING

[76] Inventors: **Siu L. Lam; Yuk-Ying Wong Chan; King M. Chan**, all of Block 16, 3rd Floor, Shing Wan Industrial Bldg., 15-17 Shing Yip St., Kwun Tong, Kowloon, Hong Kong

[\*\*] Term: **14 Years**

[21] Appl. No.: **238,629**

[22] Filed: **Feb. 26, 1981**

[30] Foreign Application Priority Data

Sep. 9, 1980 [GB] United Kingdom ..... 996484

[52] U.S. Cl. .... **D26/38; D3/62; D3/63; D3/64; D23/77; D23/79**

[58] Field of Search ..... **D3/61-64; D23/73, 77, 79; D27/36, 38, 42; D26/38; 362/109, 116, 119; 219/201, 202, 220, 221, 227**

[56] References Cited

U.S. PATENT DOCUMENTS

D. 152,386	1/1949	Zelenka	.....	D27/38 X
D. 242,607	12/1976	Covey	.....	D3/61 X
D. 263,651	4/1982	Meo	.....	D3/63
807,402	12/1905	Scanlan	.....	362/116 X
2,114,266	4/1938	Bodor	.....	D26/38 X
2,965,741	12/1960	Blazina	.....	219/200
3,703,634	11/1972	Bucky	.....	362/116
4,247,753	1/1981	Jaronen	.....	362/116 X


Primary Examiner—Catherine E. Kemper  
Attorney, Agent, or Firm—Bacon & Thomas

[57] CLAIM

The ornamental design for a combination door lock de-icer and torch and key ring, as shown and described.

DESCRIPTION

FIG. 1 is a perspective view of a combination door lock de-icer, torch and key ring, showing our new design; FIG. 2 is a perspective view taken from the opposite side thereof; FIG. 3 is a perspective view similar to that shown in FIG. 1, but with two of the elements shown in alternate positions.



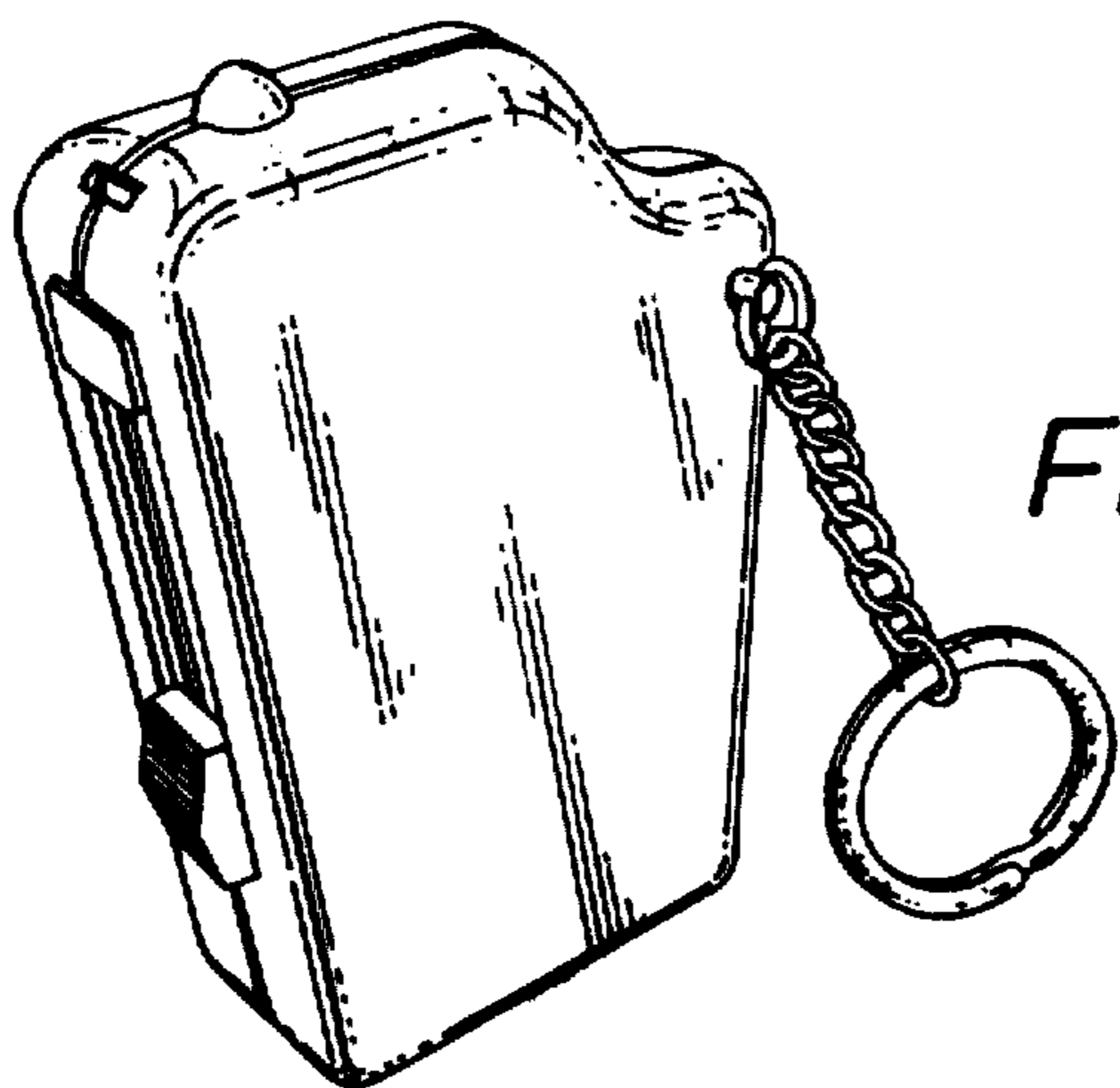


FIG. 1.




FIG. 2.




FIG. 3.