

[54] APPARATUS FOR CHIROPRACTIC THERAPY AND MASSAGE

[75] Inventor: Teruo Masuda, Tokyo, Japan

[73] Assignee: France Bed Co., Tokyo, Japan

[**] Term: 14 Years

[21] Appl. No.: 311,242

[22] Filed: Oct. 14, 1981

[52] U.S. Cl. D24/03; D24/36; D24/99

[58] Field of Search 128/71, 70, 72-74, 128/33; D24/3, 36, 99, 38

[56] References Cited

U.S. PATENT DOCUMENTS

D. 202,541	10/1965	Borrelli	D24/3 X
D. 248,406	7/1978	Hodge	D24/3
D. 258,986	4/1981	Byrum	D24/3
D. 264,874	6/1982	Augustsson et al.	D24/3
D. 266,023	8/1982	McLachlan	D24/3
3,489,142	1/1970	Golay	128/74
3,620,210	11/1971	Annas	128/74
4,157,088	6/1979	Gracey	128/70 X
4,230,100	10/1980	Moon	128/70
4,378,791	4/1983	Sarrell	128/71

Primary Examiner—Bernard Ansher
Attorney, Agent, or Firm—Frishauf, Holtz, Goodman and Woodward

[57] CLAIM

The ornamental design for an apparatus for chiropractic therapy and massage, as shown and described.

DESCRIPTION

FIG. 1 is a perspective view of an apparatus for chiropractic therapy and massage showing my new design; FIG. 2 is a front elevational view thereof; FIG. 3 is a top plan view thereof; FIG. 4 is a rear elevational view thereof; FIG. 5 is a right side elevational view thereof; FIG. 6 is a left side elevational view thereof; FIG. 7 is a bottom plan view thereof; FIG. 8 is a perspective view of a modified embodiment of the apparatus for chiropractic therapy and massage shown in FIG. 1; FIG. 9 is a front elevational view thereof; FIG. 10 is a top plan view thereof; FIG. 11 is a rear elevational view thereof; FIG. 12 is a right side elevational view thereof; FIG. 13 is a left side elevational view thereof; and FIG. 14 is a bottom plan view thereof.

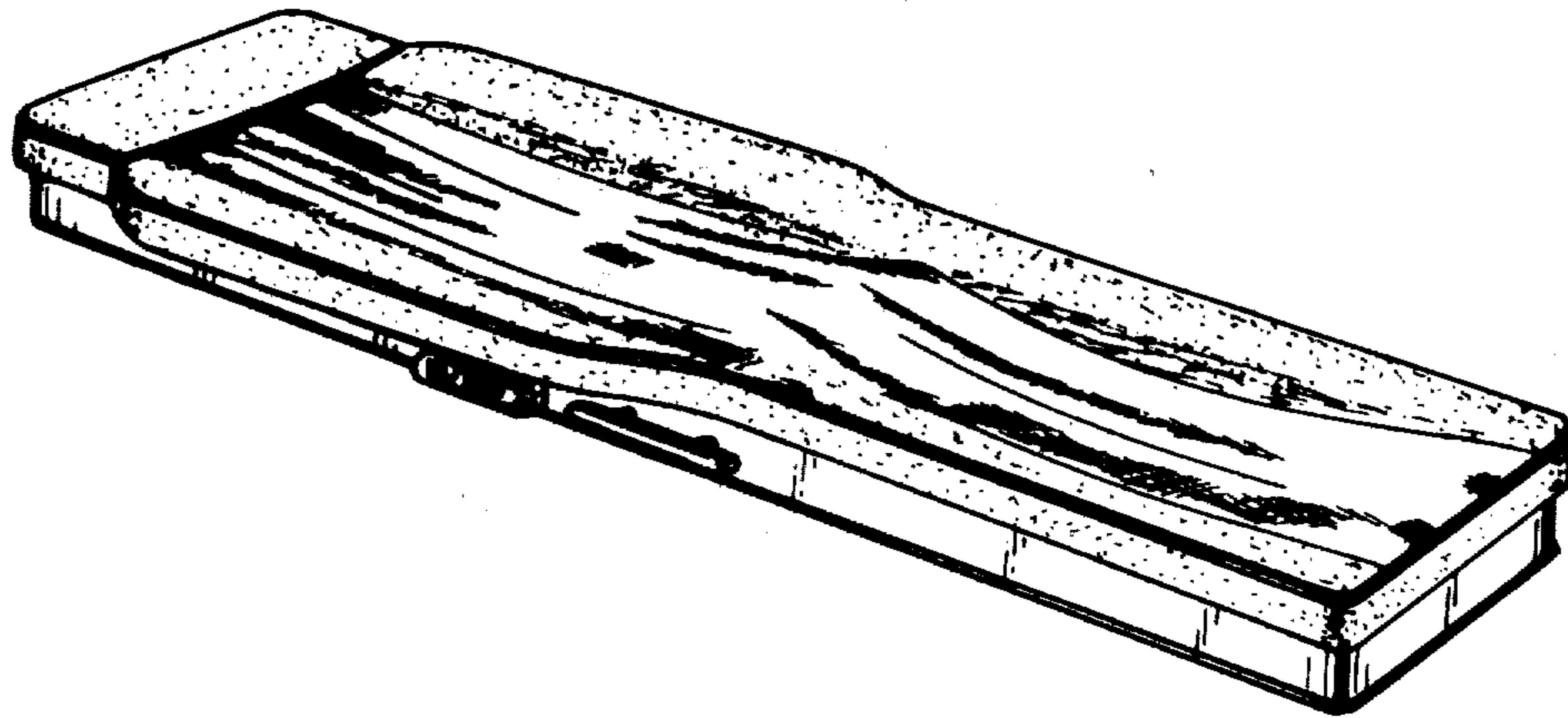


FIG. 1

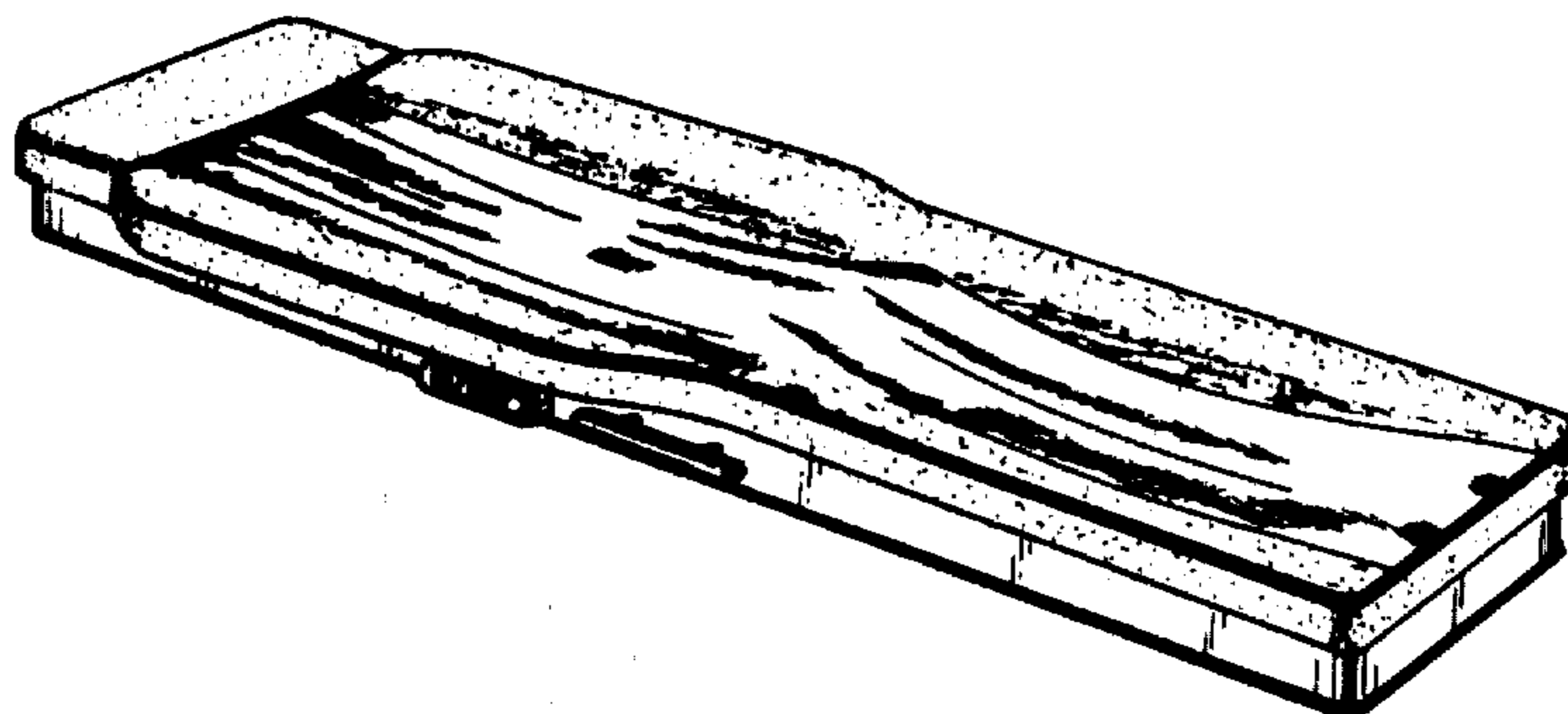


FIG. 2



FIG. 3




FIG. 4



FIG. 5




FIG. 6




FIG. 7

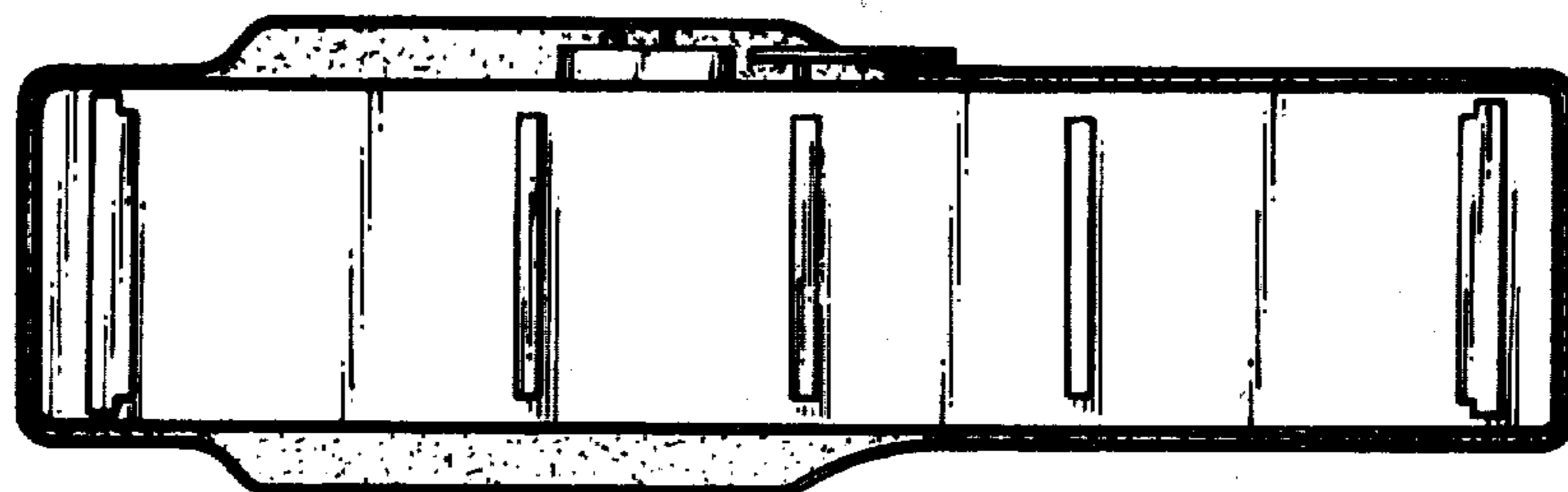


FIG. 8

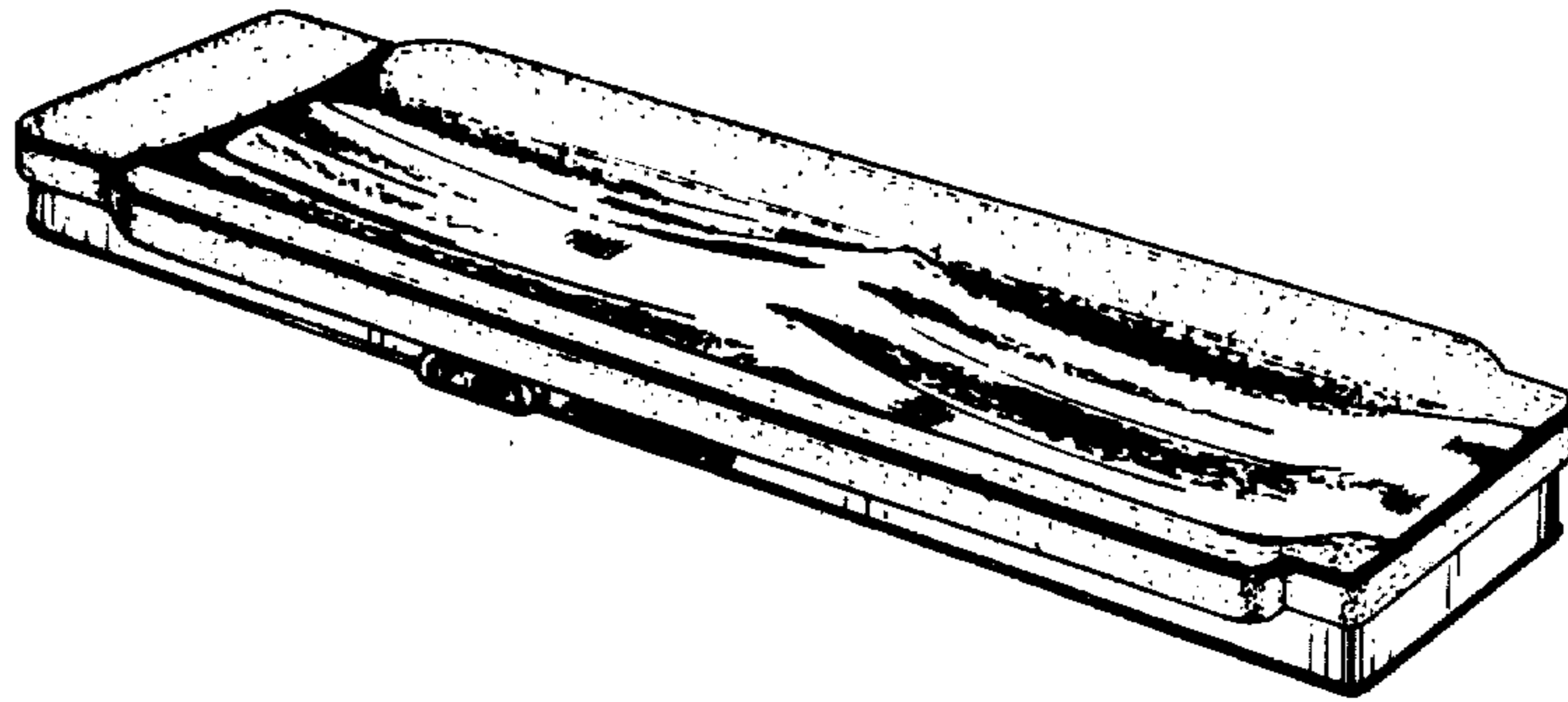


FIG. 9



FIG. 10



FIG. 11




FIG. 12




FIG. 13

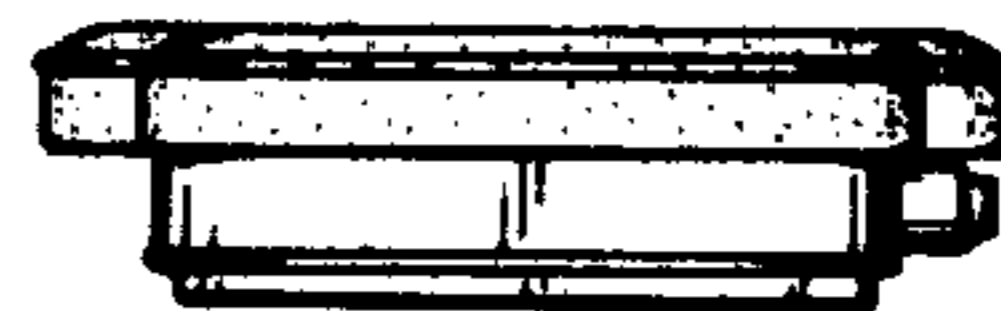


FIG. 14

