

[54] VENTURI WALL FOR WET SEPARATORS AND THE LIKE

4,345,921 8/1982 Gustavsson et al. 55/223

[75] Inventors: Lennart Gustavsson; Osten Maatta, both of S-Vaxjo, Sweden

FOREIGN PATENT DOCUMENTS

47710 10/1977 U.S.S.R. .

[73] Assignee: Flakt Aktiebolag, Nacka, Sweden

Primary Examiner—James R. Largent
Attorney, Agent, or Firm—Dann, Dorfman, Herrell and Skillman

[**] Term: 14 Years

[21] Appl. No.: 220,734

[57] CLAIM

[22] Filed: Dec. 29, 1980

The ornamental design for a venturi wall for wet separators and the like, substantially as shown and described.

[30] Foreign Application Priority Data

Jul. 4, 1980 [SE] Sweden 80-1336

DESCRIPTION

[52] U.S. Cl. D23/163; D25/74

[58] Field of Search D23/15-15 A,
D23/163, 167; 55/223, 238, DIG. 46;
261/DIG. 54; D25/74

FIG. 1 is a front end elevation of a venturi wall for wet separators and the like embodying our design;
FIG. 2 is a rear elevation of the venturi wall shown in FIG. 1;

[56] References Cited

U.S. PATENT DOCUMENTS

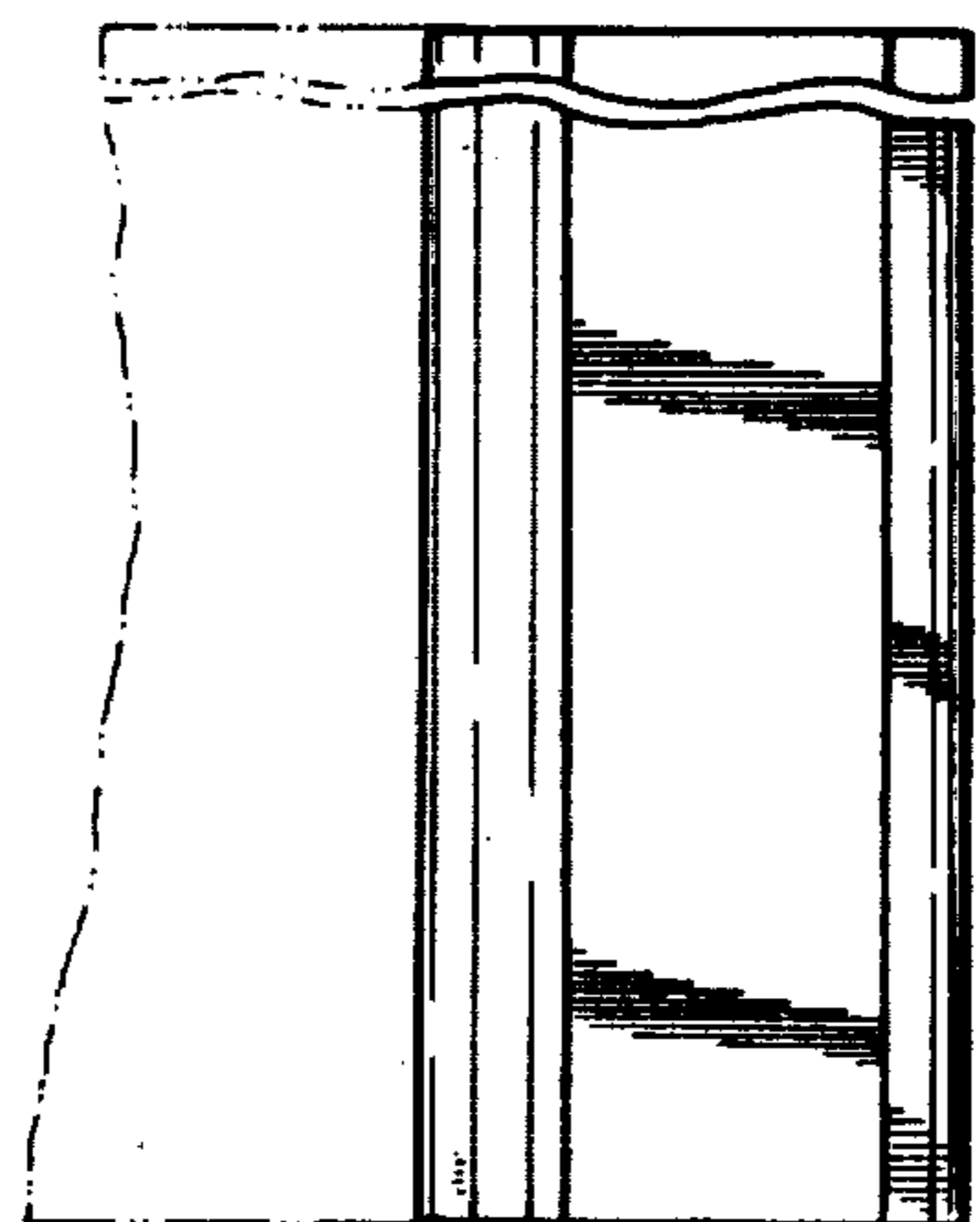

- D. 263,738 4/1982 Sixsmith D23/163
- 3,138,441 5/1961 Krantz .
- 3,168,030 2/1965 Wilhelmsson et al. ... 55/DIG. 46 X
- 3,795,093 3/1974 Gehard et al. 55/238
- 4,045,524 8/1977 Bornert 261/DIG. 54 X
- 4,257,784 3/1981 Gebhard et al. 261/DIG. 54 X
- 4,279,196 7/1981 Bloomer 55/DIG. 46 X

FIG. 3 is a top plan view of the venturi wall as seen from above in FIG. 1;

FIG. 4 is a bottom plan view of the venturi wall as seen from the bottom in FIG. 2; and

FIG. 5 is a side elevation of the wall as seen from the left hand side of FIG. 1.

The fragmentary broken line showing of support structure in FIGS. 1 through 5 is for purposes of illustration only.






FIG. 1

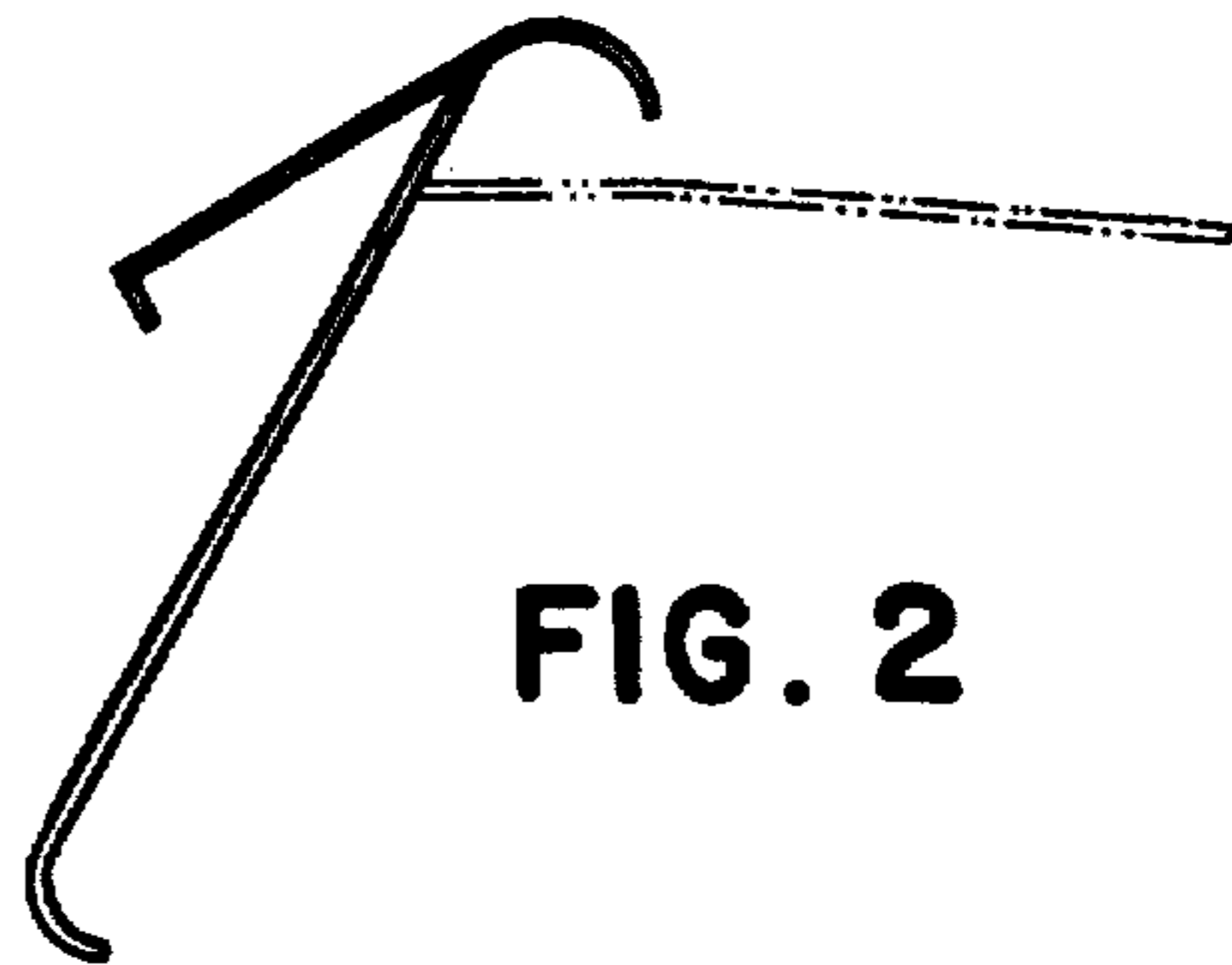


FIG. 2

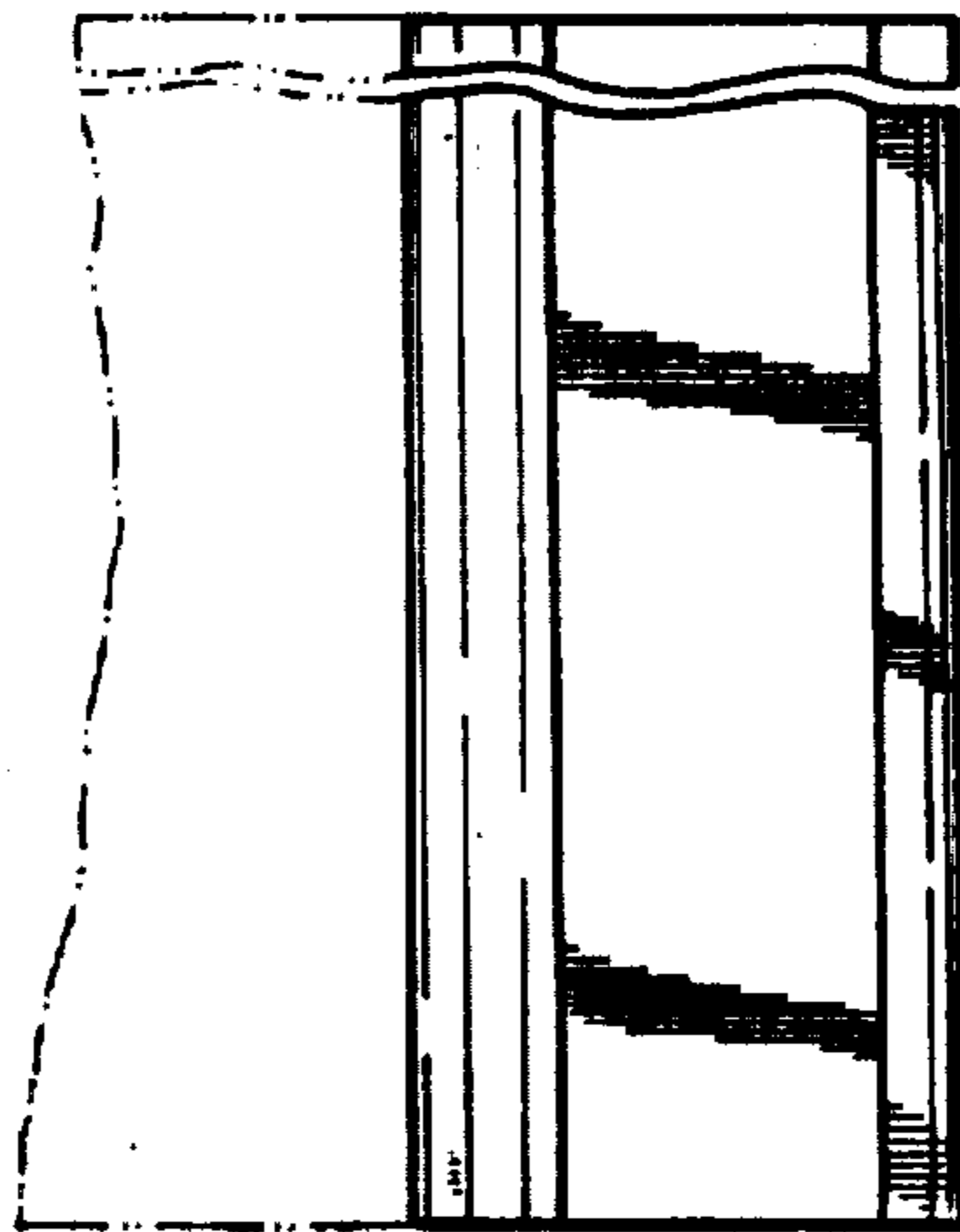


FIG. 3




FIG. 4




FIG. 5