

[54] **VEHICLE TIRE**

[75] **Inventor:** Kenji Takehara, Amagasaki, Japan

[73] **Assignee:** Sumitomo Rubber Industries, Ltd.,
Kobe, Japan

[**] **Term:** 14 Years

[21] **Appl. No.:** 318,196

[22] **Filed:** Nov. 4, 1981

[30] **Foreign Application Priority Data**

May 6, 1981 [JP] Japan Sho 56-19513
[52] **U.S. Cl.** D12/147
[58] **Field of Search** D12/141-143,
D12/145-148; 152/209 R, 209 D, 209 NT, 209
WT

[56] **References Cited**

U.S. PATENT DOCUMENTS

4,204,567 5/1980 Johannes et al. 152/209 D

OTHER PUBLICATIONS

1979 Tread Design Guide, p. 140, Cordovan Radial
Traction LT/RV Tire, bottom right side of page.

Primary Examiner—James M. Gandy


Attorney, Agent, or Firm—Cushman, Darby & Cushman

[57] **CLAIM**

The ornamental design for a vehicle tire, substantially as
shown and described.

DESCRIPTION

FIG. 1 is a perspective view of a vehicle tire showing
my new design, it being understood that the tread pat-
tern is repeated throughout the circumference of the
tire and the opposite side is the same as that shown;
FIG. 2 is a side elevational view thereof;
FIG. 3 is a front elevational view thereof; and
FIG. 4 is an enlarged fragmentary plan view thereof.






FIG. 1




FIG. 2

FIG. 3

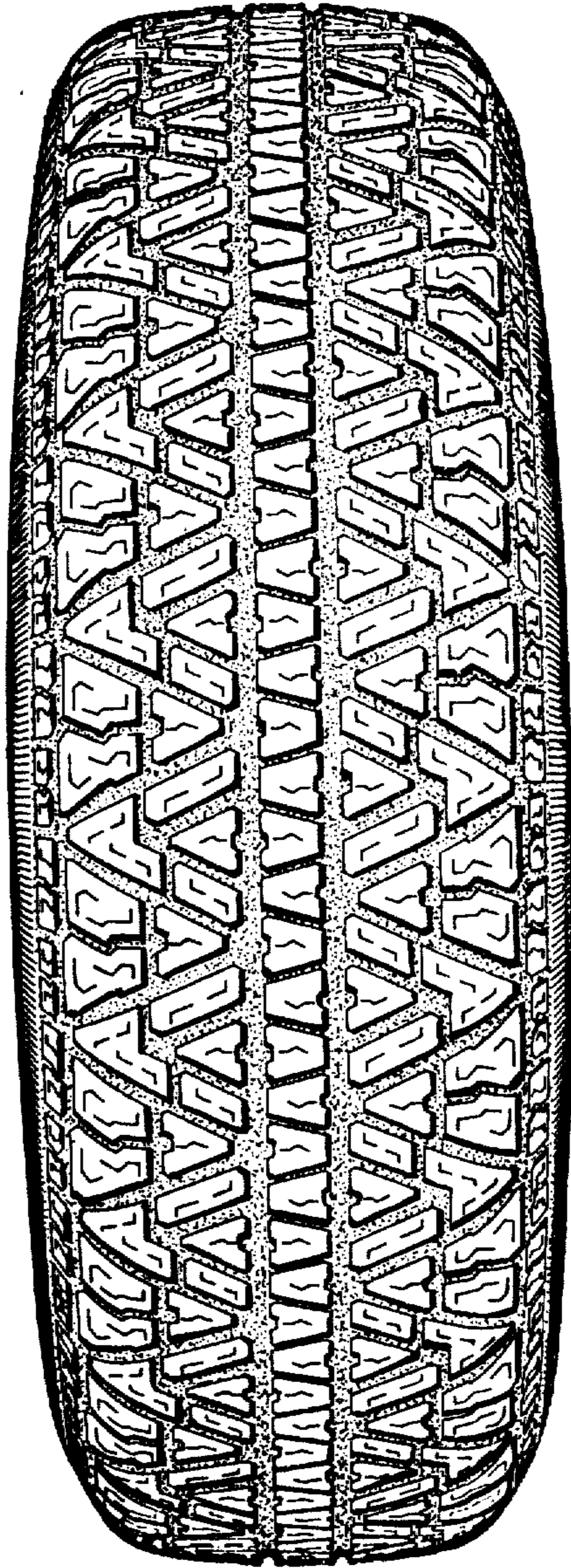


FIG. 4

