

[54] MARINE RESCUE AND RECREATIONAL BOARD

Primary Examiner—Alan P. Douglas
Attorney, Agent, or Firm—Eisenman, Allsopp & Strack

[76] Inventors: Charles D. Corey, 5 Jones La.,
Huntington, N.Y. 11743; Francesco
A. Pia, 3 Boulder Brae La.,
Larchmont, N.Y. 10538

[57] CLAIM

The ornamental design for a marine rescue and recreational board, as shown and described.

[**] Term: 14 Years

DESCRIPTION

[21] Appl. No.: 309,995

FIG. 1 is a plan view of a marine rescue and recreational board embodying our new design showing the bow to the left;

[22] Filed: Oct. 9, 1981

[51] Int. Cl.⁵ D21/02

FIG. 2 is a port side elevation view thereof;

[52] U.S. Cl. D21/228; D21/237

FIG. 3 is a bottom view;

[58] Field of Search D21/236, 228, 237;
D12/307, 316; 441/65, 66, 74, 80, 125, 129

FIG. 4 is a bow end elevation view thereof;

FIG. 5 is a stern end elevation view thereof;

[56] References Cited

U.S. PATENT DOCUMENTS

- D. 192,982 6/1962 Forseth D21/228
- D. 263,981 4/1982 Maddon D21/228
- 3,042,945 7/1962 Saeman D21/228 X
- 3,156,483 11/1964 See 441/66 X
- 3,722,015 3/1973 Miller et al. 441/65

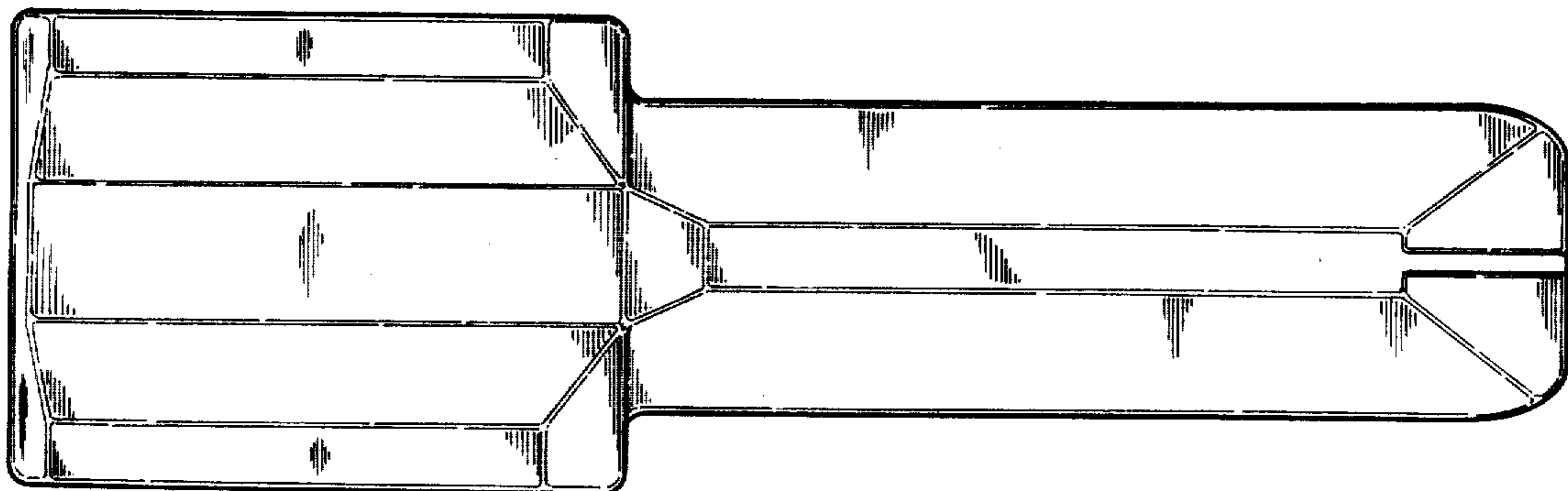

FIG. 6 is a plan view with the bow to the right of another embodiment of the marine rescue and recreational board;

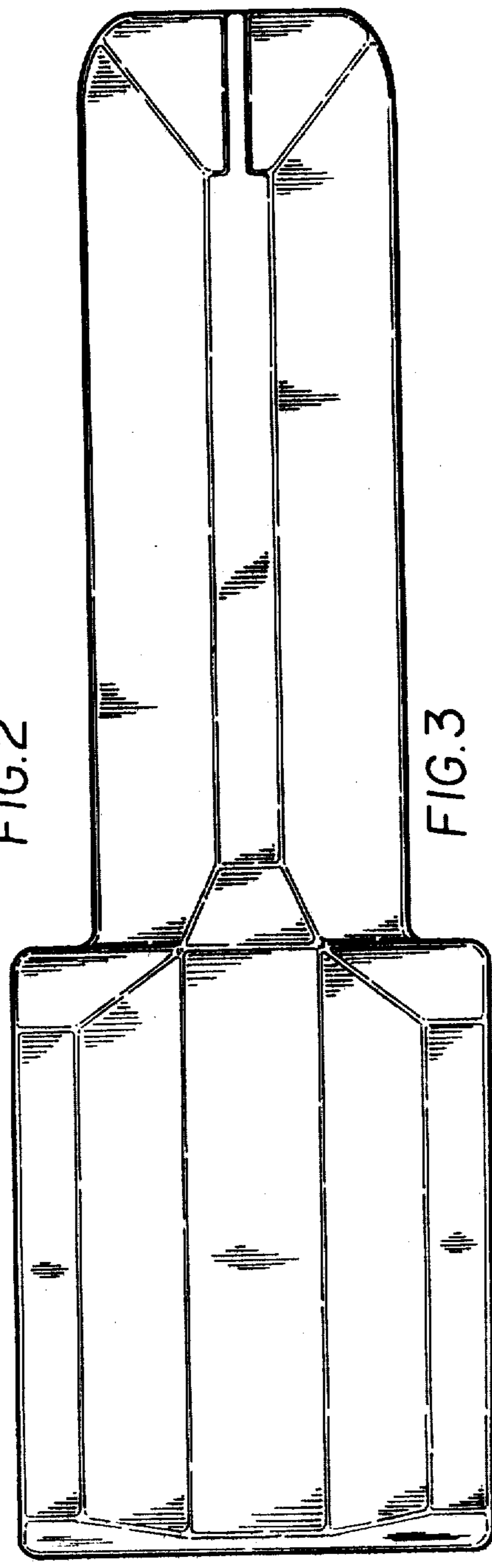

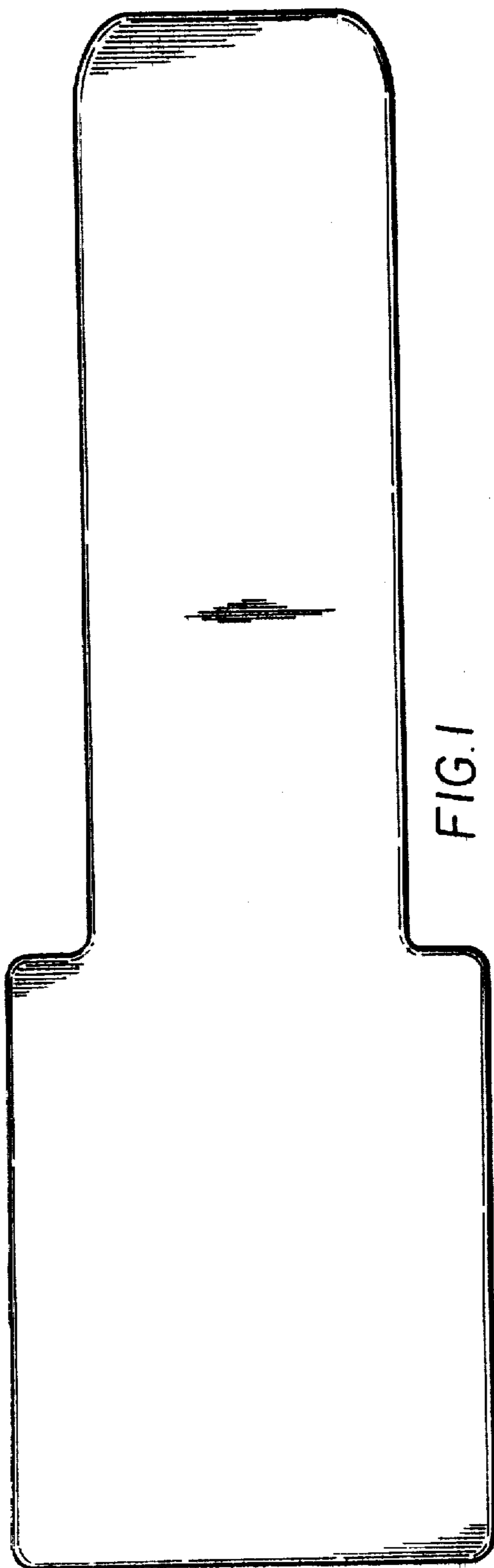
FIG. 7 is a side elevation of the marine rescue and recreational board shown in FIG. 6;

FIG. 8 is a bottom view of the marine rescue and recreational board of FIG. 6;

FIG. 9 is a stern end elevation view; and

FIG. 10 is a bow end elevation view.






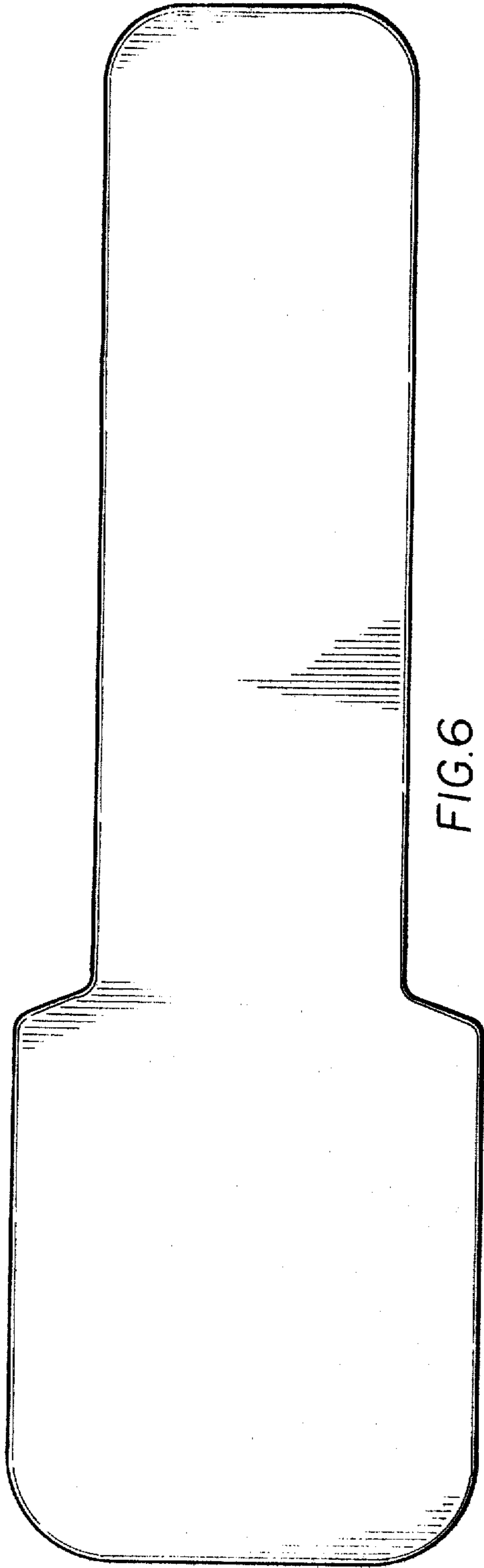


FIG. 7


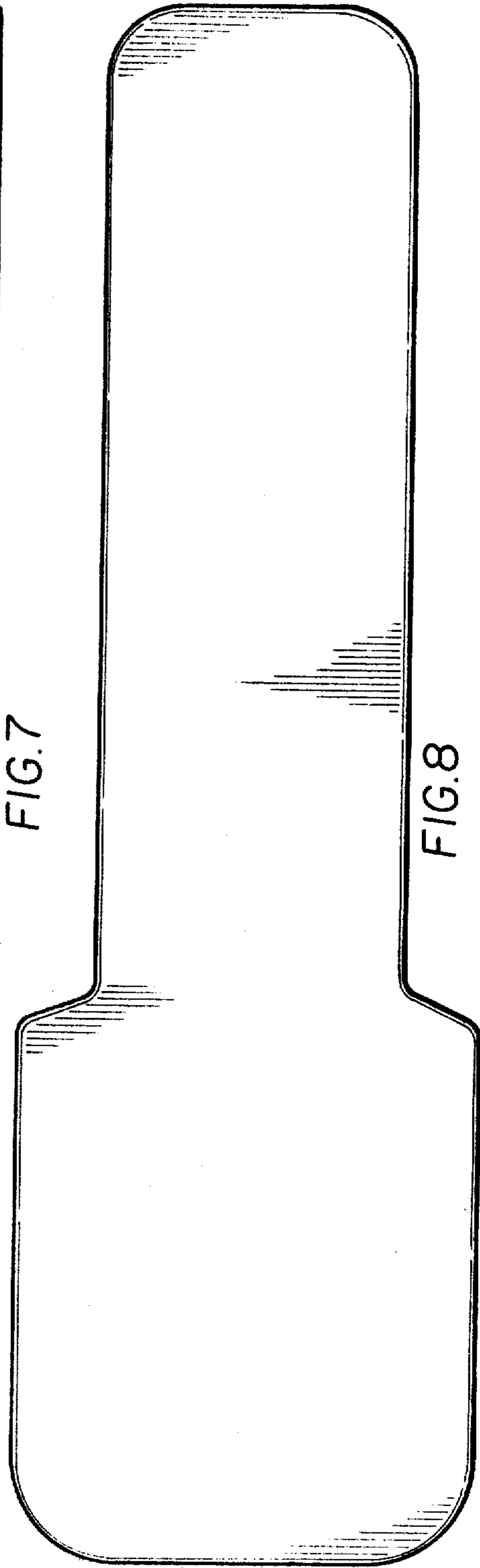


FIG. 9

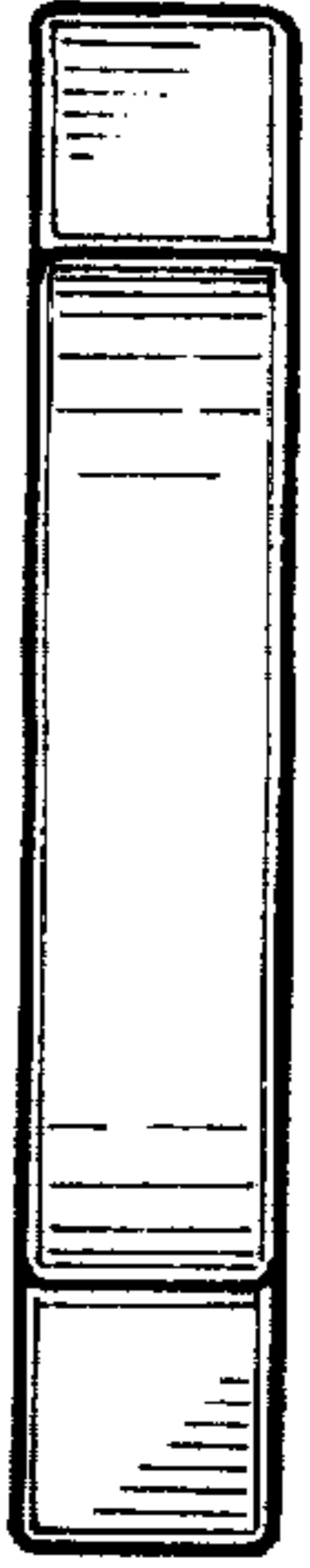


FIG. 10