

[54] MONOCULAR

[75] Inventors: Masakazu Tomatsuri, Naka; Chiyoji Takahashi, Yokohama, both of Japan

[73] Assignee: Nippon Kogaku K.K., Tokyo, Japan

[**] Term: 14 Years

[21] Appl. No.: 254,609

[22] Filed: Apr. 16, 1981

[30] Foreign Application Priority Data

Oct. 29, 1980 [JP] Japan 55-45216

[51] Int. Cl. D16-06

[52] U.S. Cl. D16/132

[58] Field of Search D16/132; D22/7; D7/150; 350/569; 33/245

[56] References Cited

U.S. PATENT DOCUMENTS

D. 102,746	1/1937	Boucheran	D7/150
D. 123,486	11/1940	Miles	D16/132
D. 165,231	11/1951	Kieffer et al.	D16/132
D. 202,526	10/1965	Maguire	D16/132
D. 202,820	11/1965	Burris	D16/132
D. 215,355	9/1969	Weatherby et al.	D16/132
D. 219,623	12/1970	Bushnell	D16/132
D. 228,027	7/1973	Heckel et al.	D16/132

D. 247,625	3/1978	Huckenbeck	D16/132
3,064,532	11/1962	Lescher	350/537

OTHER PUBLICATIONS

Catalog—entitled "Bushnell Sports Optics" ©1976, Bushnell Optical Co.; Spacemaster Telescope, pp. 6 & 7.

The Shooter's Bible No. 65, 1974, Ed.; p. 435, Balscope Sr.

Redfield "71, Scopes, Mounts, Sights" Redfield Gun Sight Co., Denver, Colo., 80222; pp. 2, 5, 14.

Primary Examiner—Wallace R. Burke

Assistant Examiner—Horace B. Fay, Jr.

Attorney, Agent, or Firm—Shapiro and Shapiro

[57] CLAIM

The ornamental design for monocular, as shown and described.

DESCRIPTION

FIG. 1 is a front view of the monocular;
 FIG. 2 is a rear view thereof;
 FIG. 3 is a top plan view thereof;
 FIG. 4 is a bottom plan view thereof;
 FIG. 5 is a side elevational view as seen from the left of FIG. 1;
 FIG. 6 is a side elevational view as seen from the right of FIG. 1; and
 FIG. 7 is a perspective view of the monocular.

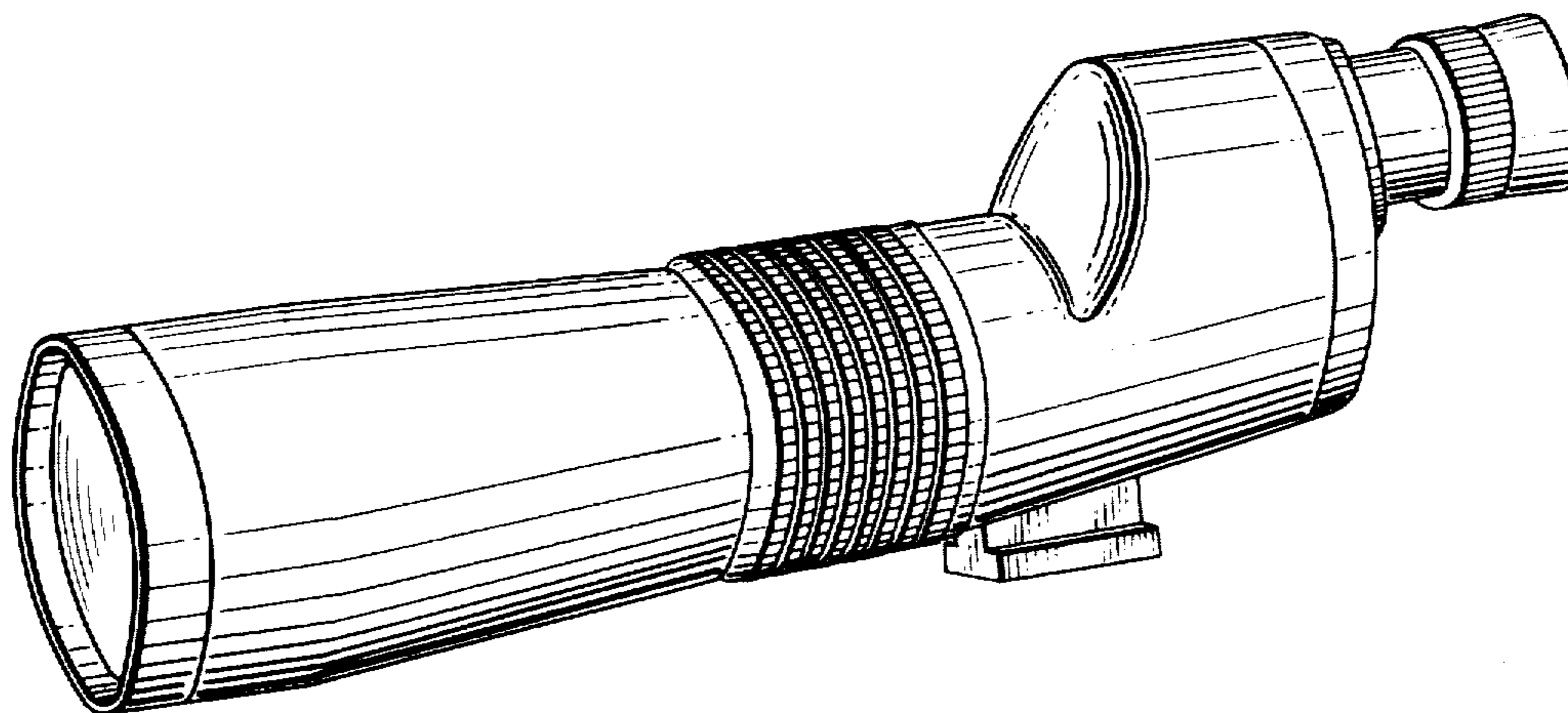


FIG. 1

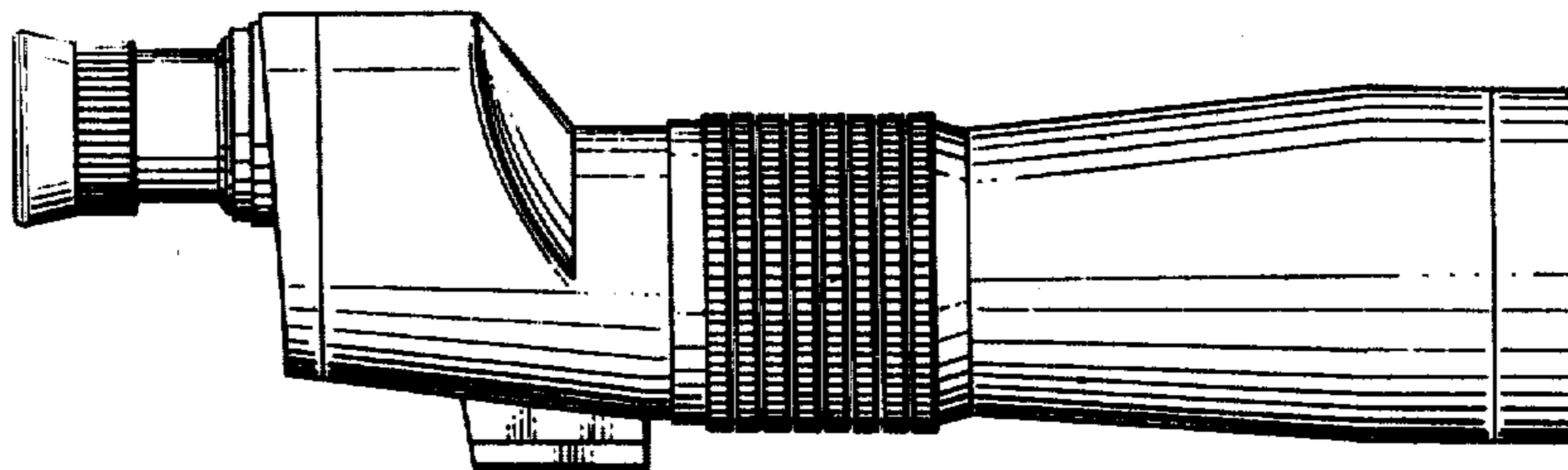


FIG. 2

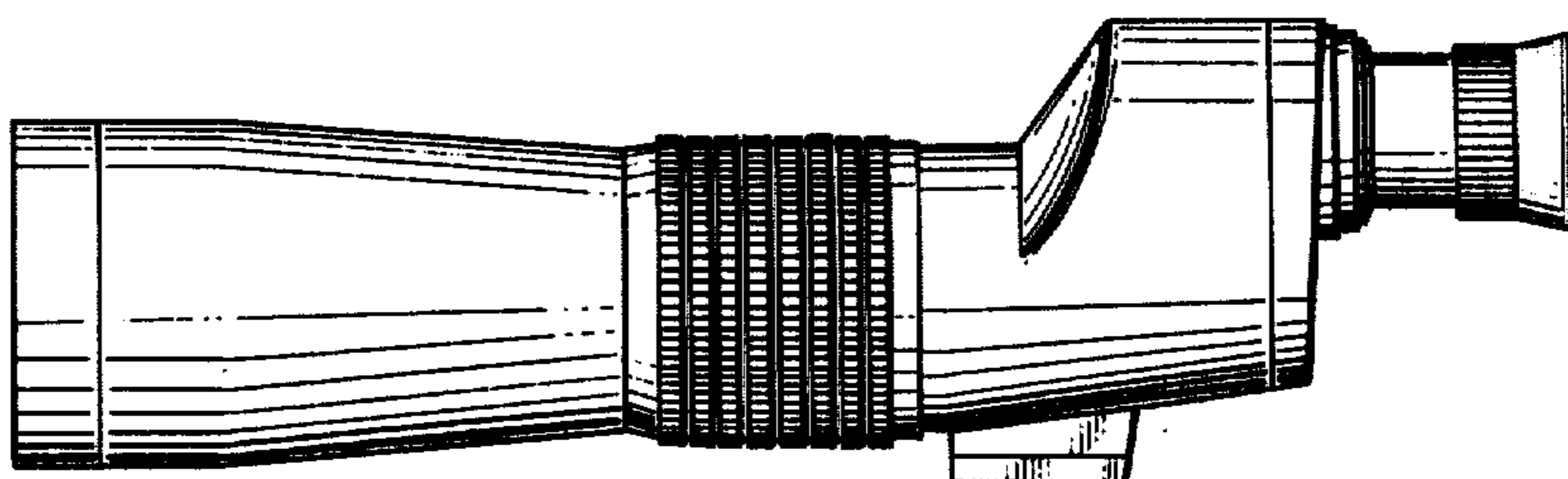


FIG. 3

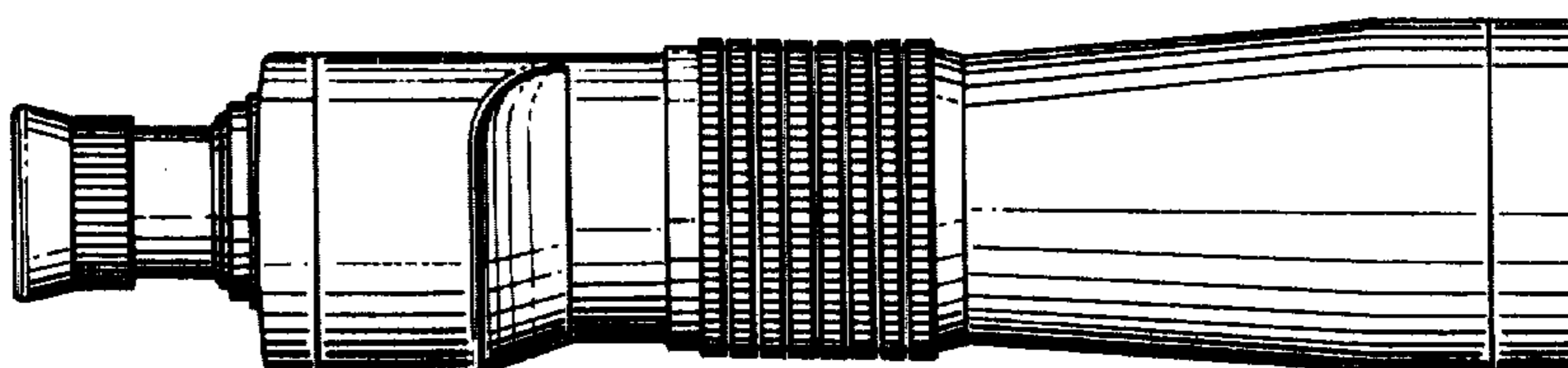


FIG. 4




FIG. 5

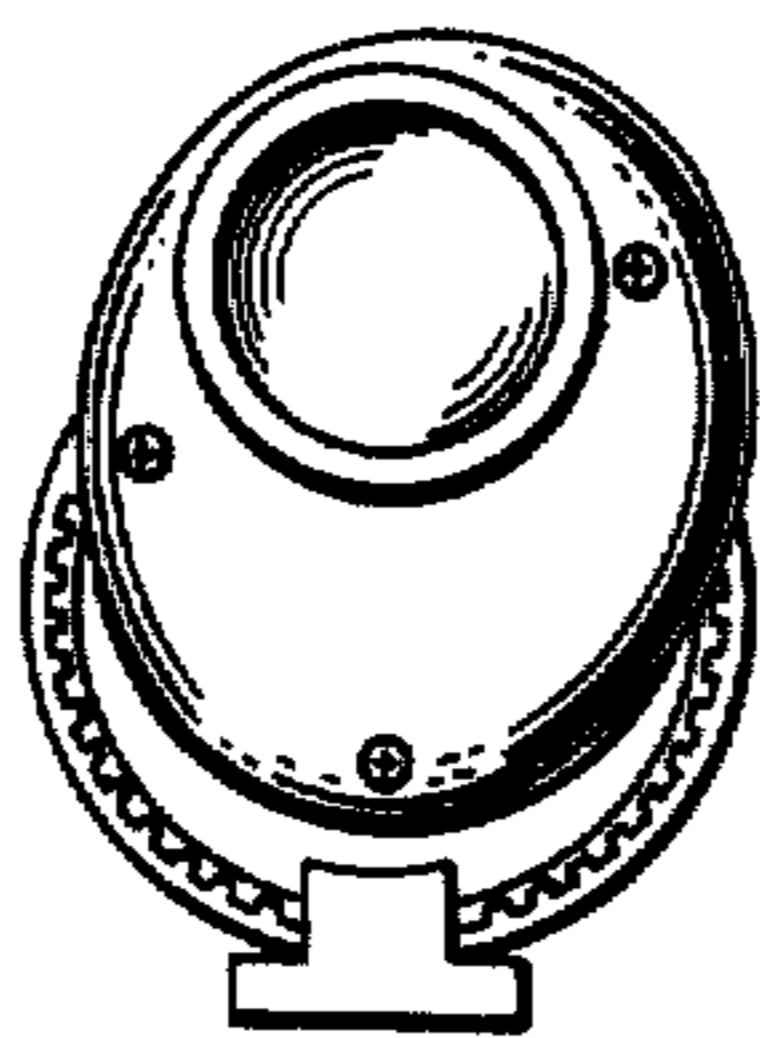


FIG. 6

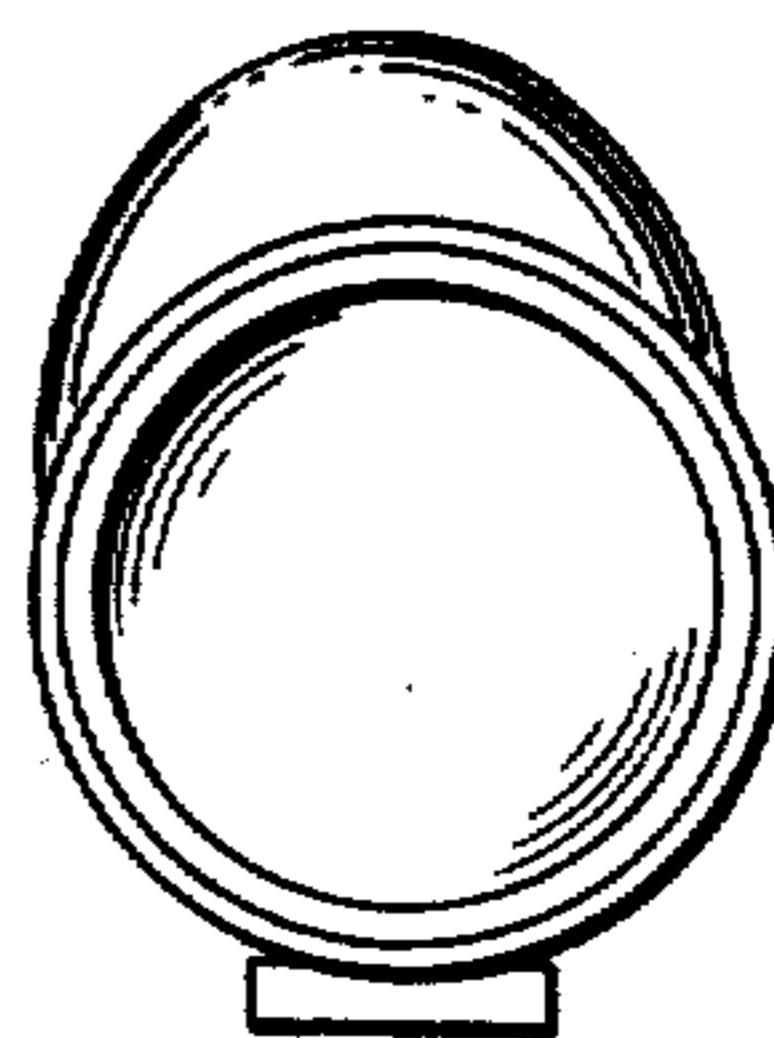


FIG. 7

