

[54] TEA KETTLE OR SIMILAR ARTICLE

[75] Inventor: Ben Seibel, New York, N.Y.

[73] Assignee: S.F.C. Associates, Inc., New York, N.Y.

[\*\*] Term: 14 Years

[21] Appl. No.: 337,810

[22] Filed: Jan. 8, 1982

[51] Int. Cl. .... D07-01; D07-02

[52] U.S. Cl. .... D7/321

[58] Field of Search ..... D7/300, 301, 302, 303, D7/312, 314, 316, 317, 318, 319, 320, 321, 322

[56] References Cited

U.S. PATENT DOCUMENTS

- D. 39,119 2/1908 Sternau et al. .... D7/320
- D. 102,524 12/1936 Stark ..... D7/312

- D. 134,811 1/1943 Tycer ..... D7/314
- D. 185,054 4/1959 Winans ..... D7/321
- D. 206,018 10/1966 Wiinblad ..... D7/321
- D. 219,057 10/1970 Gulotta ..... D7/317




Primary Examiner—Winifred E. Herrmann  
Attorney, Agent, or Firm—Allison C. Collard; Thomas M. Galgano

[57] CLAIM

The ornamental design for a tea kettle or similar article, substantially as shown.

DESCRIPTION

FIG. 1 is a top, front and left side perspective view of a tea kettle or similar article showing my new design; FIG. 2 is a left side elevational view thereof; FIG. 3 is a front elevational view thereof; FIG. 4 is a rear elevational view thereof; FIG. 5 is a top plan view thereof; and FIG. 6 is a bottom plan view thereof.






Fig. 1




Fig. 2




Fig. 3

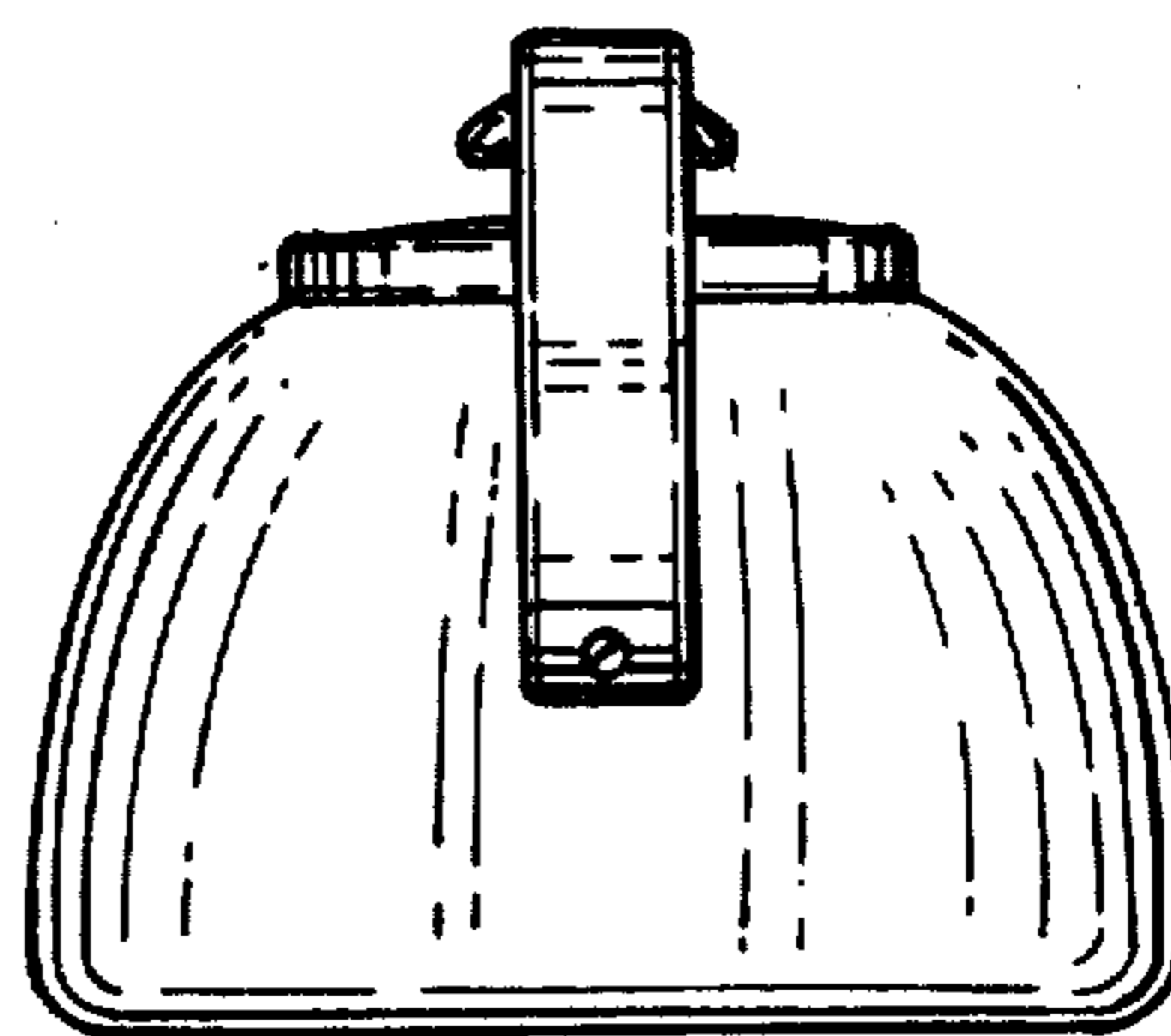


Fig. 4

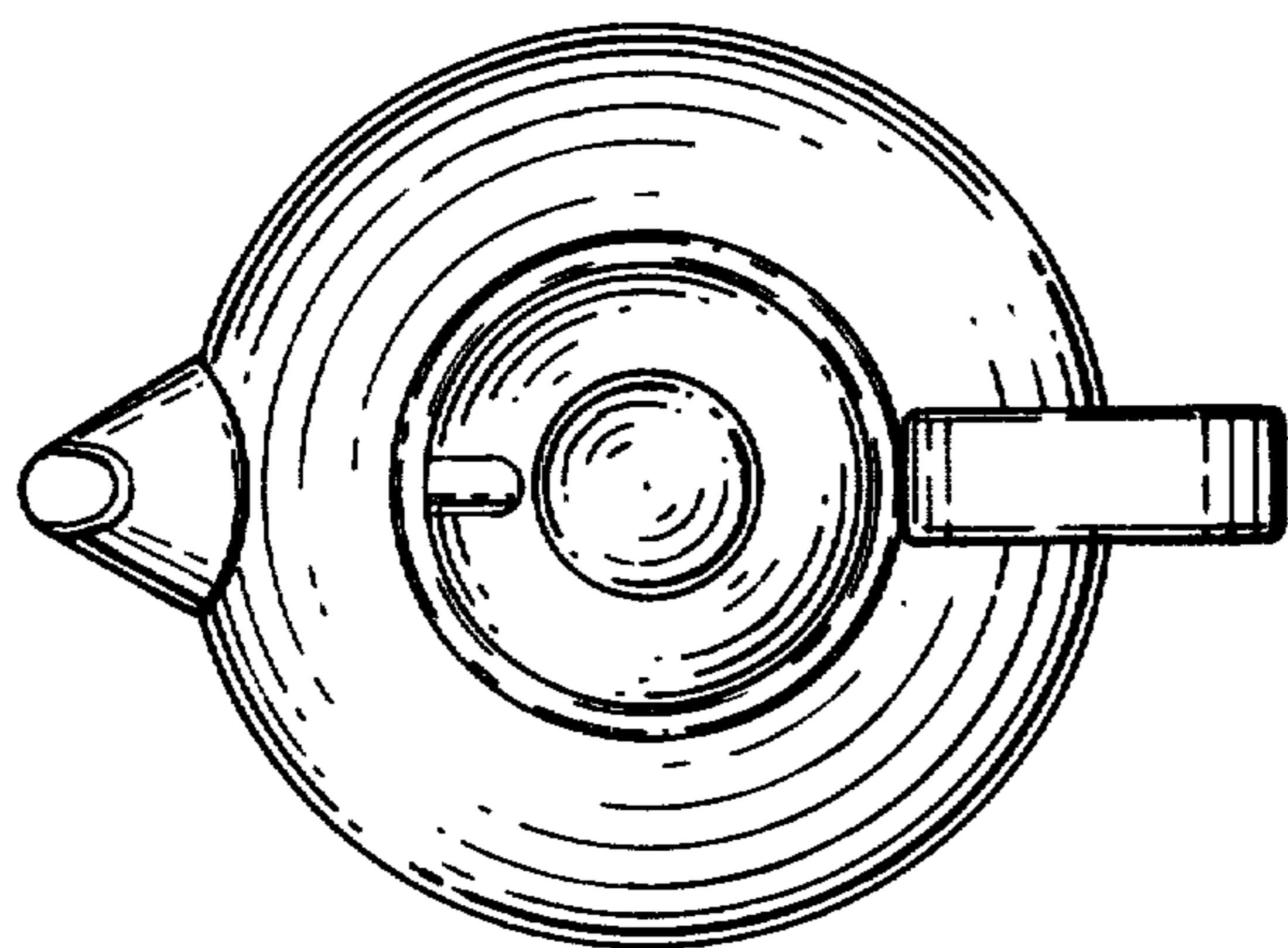


Fig. 5

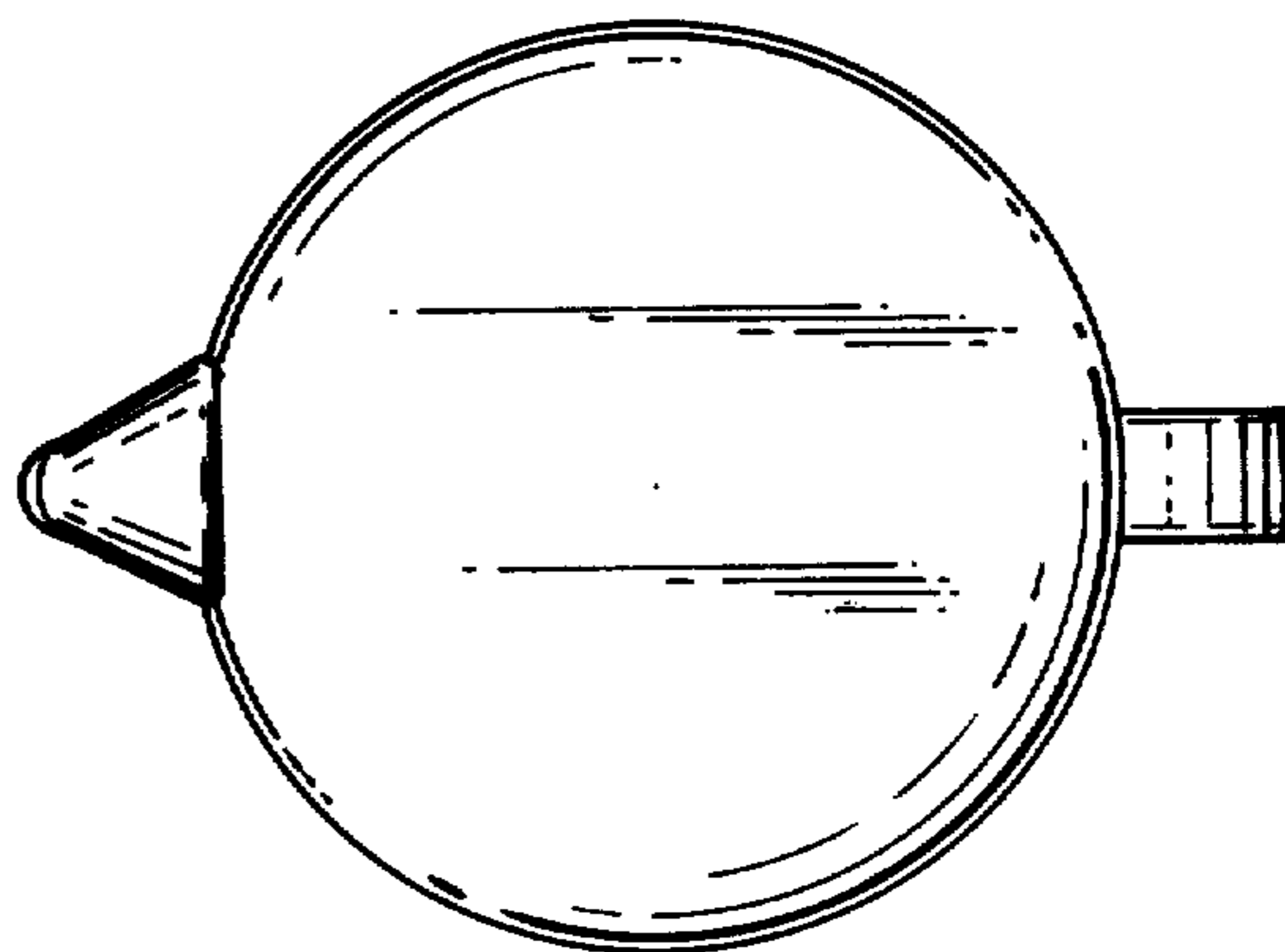


Fig. 6