

[54] TIBIAL RESECTION GUIDE

[76] Inventors: Frederick F. Buechel, 112 Orange Ave., Irvington, N.J. 07111; Michael J. Pappas, 61 Gould Pl., Caldwell, N.J. 07006; Paul A. Witte, 157 N. Main St., New Hope, Pa. 18938

[\*\*] Term: 14 Years

[21] Appl. No.: 336,044

[22] Filed: Dec. 31, 1981

[51] Int. Cl. .... D24-02

[52] U.S. Cl. .... D24/26; D24/99

[58] Field of Search ..... 3/1.912, 1.913, 1.917; D24/26, 99, 8; 128/303 R, 305, 92 E, 92 EB

[56] References Cited

U.S. PATENT DOCUMENTS

- D. 230,096 1/1974 Rylee ..... D24/26
- D. 230,098 1/1974 Rylee ..... D24/26

- D. 245,918 9/1977 Shen ..... D24/26
- D. 245,919 9/1977 Shen ..... D24/26
- 4,147,167 4/1979 Hickmann ..... 128/303 R
- 4,305,394 12/1981 Bertuch, Jr. .... 128/303 R
- 4,340,059 7/1982 Marinoff ..... 128/303
- 4,364,389 12/1982 Keller ..... 128/303 R

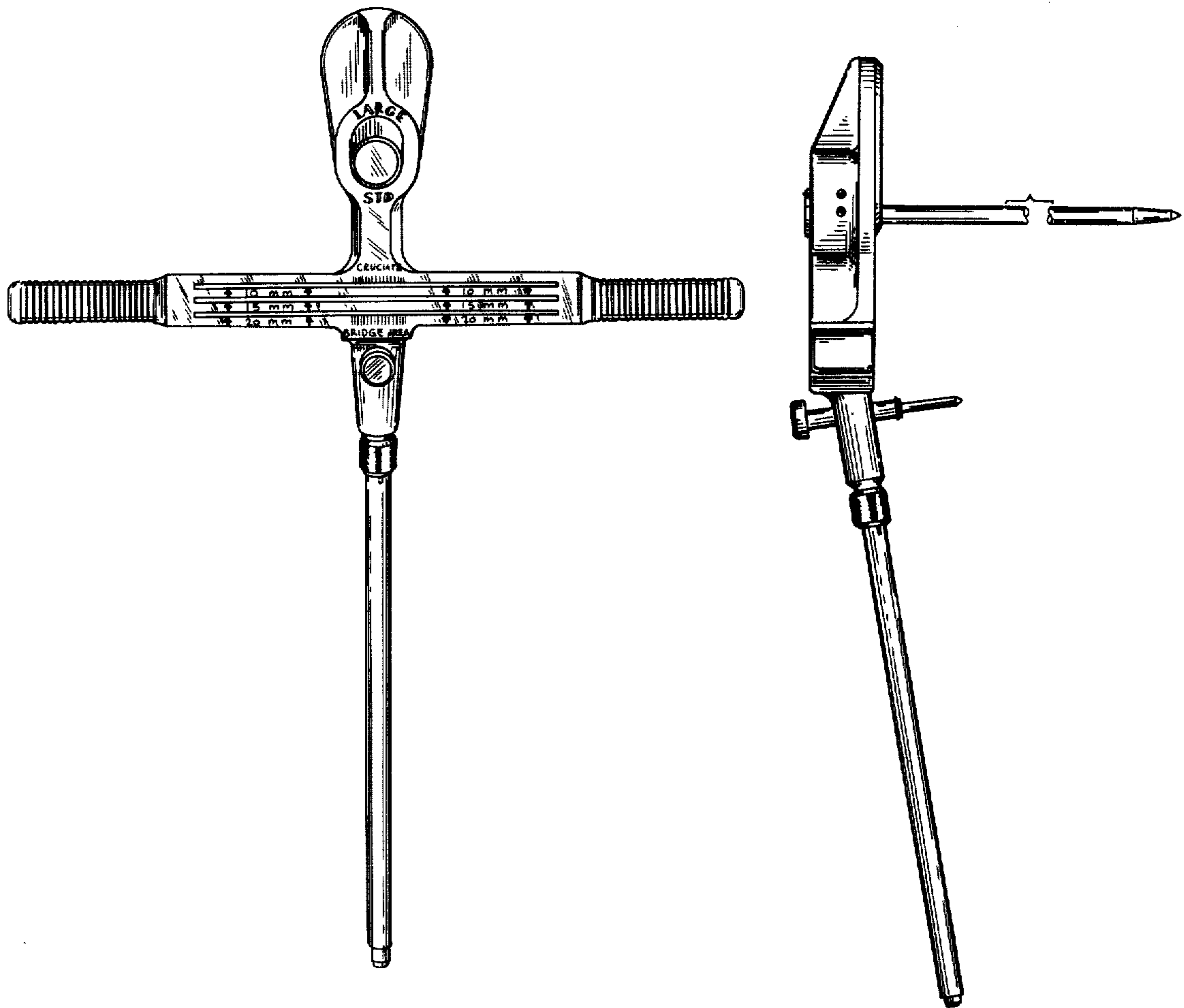
Primary Examiner—Bernard Ansher  
Attorney, Agent, or Firm—Carella, Byrne, Bain & Gilfillan

[57] CLAIM

The ornamental design for a tibial resection guide, as shown.

DESCRIPTION

FIG. 1 is a front view of a tibial resection guide showing our new design;  
FIG. 2 is a side view of the tibial resection guide;  
FIG. 3 is a rear view of the tibial resection guide, with portions fragmentarily shown for ease of illustration; and  
FIG. 4 is a top plan view of the tibial resection guide.



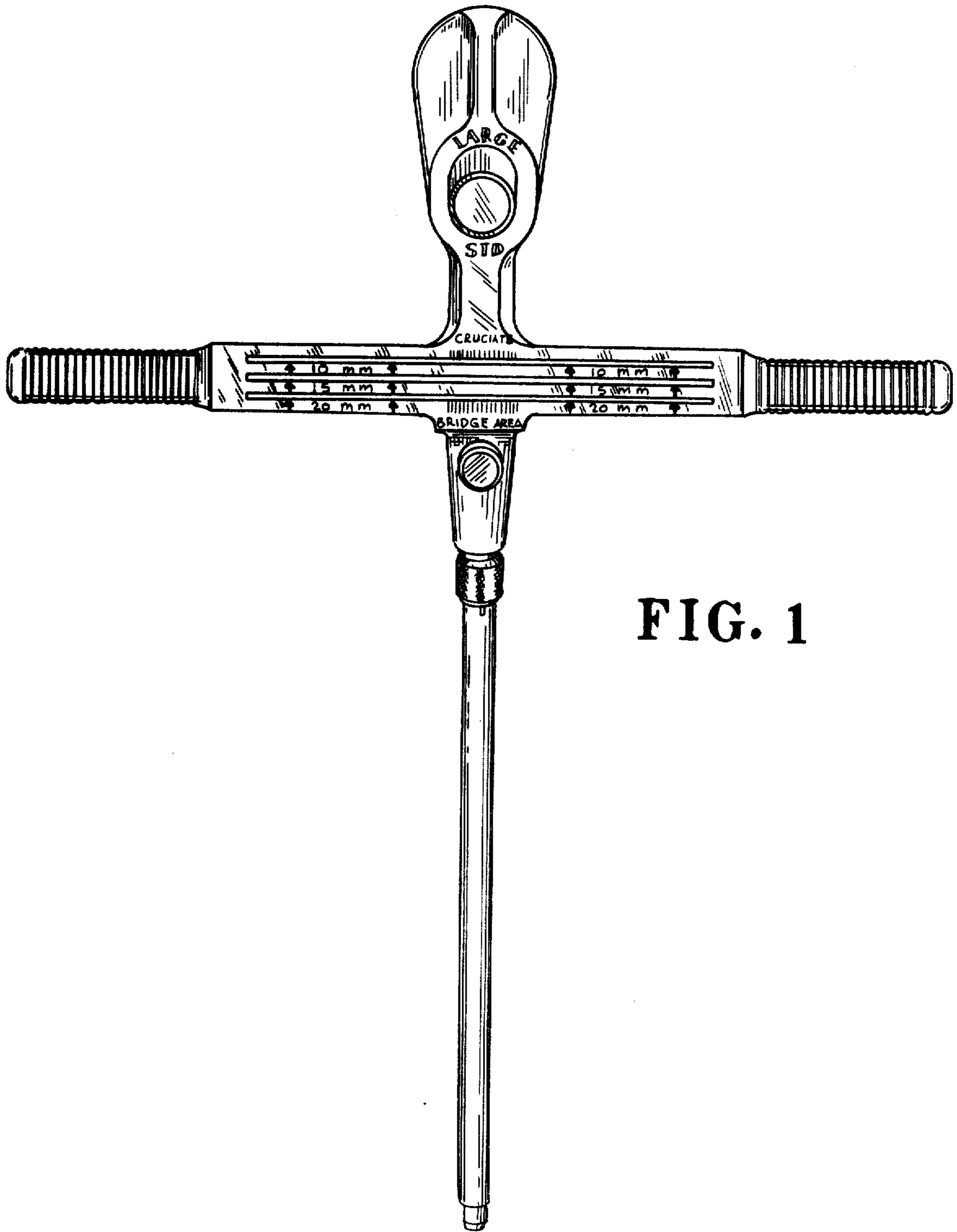
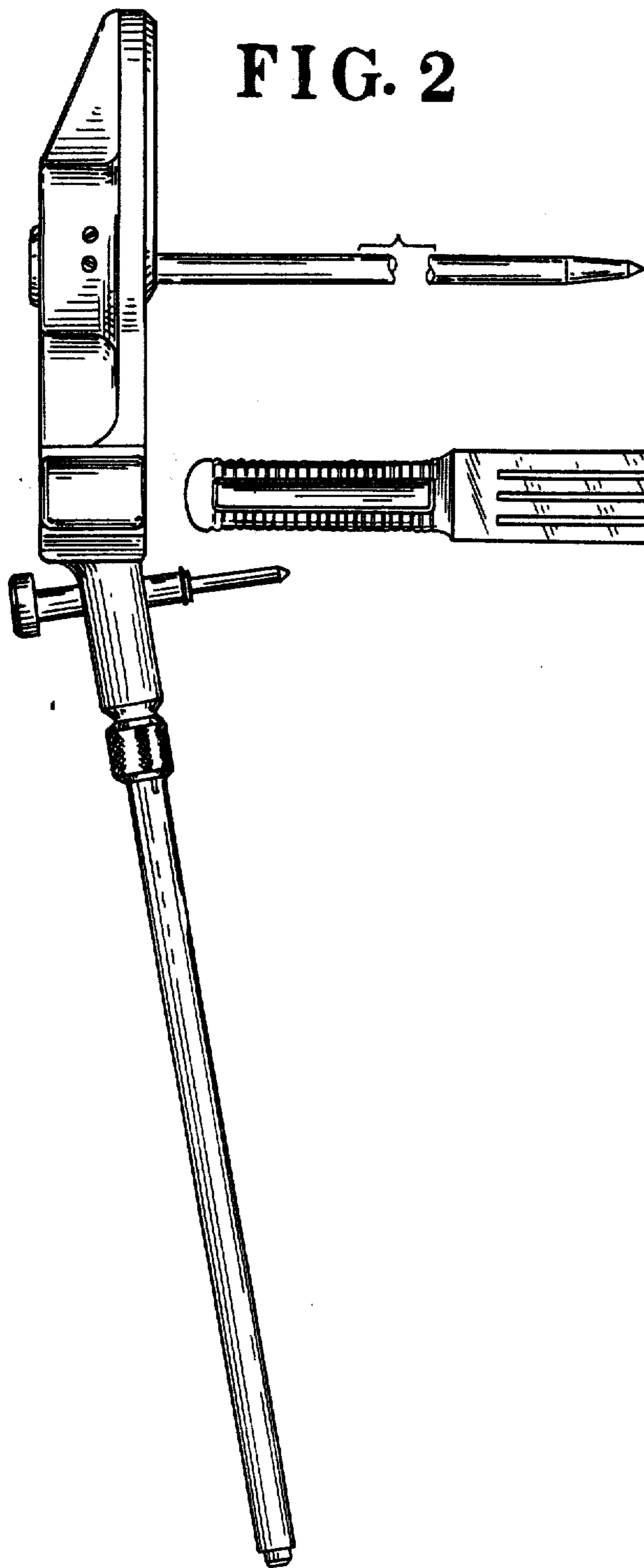
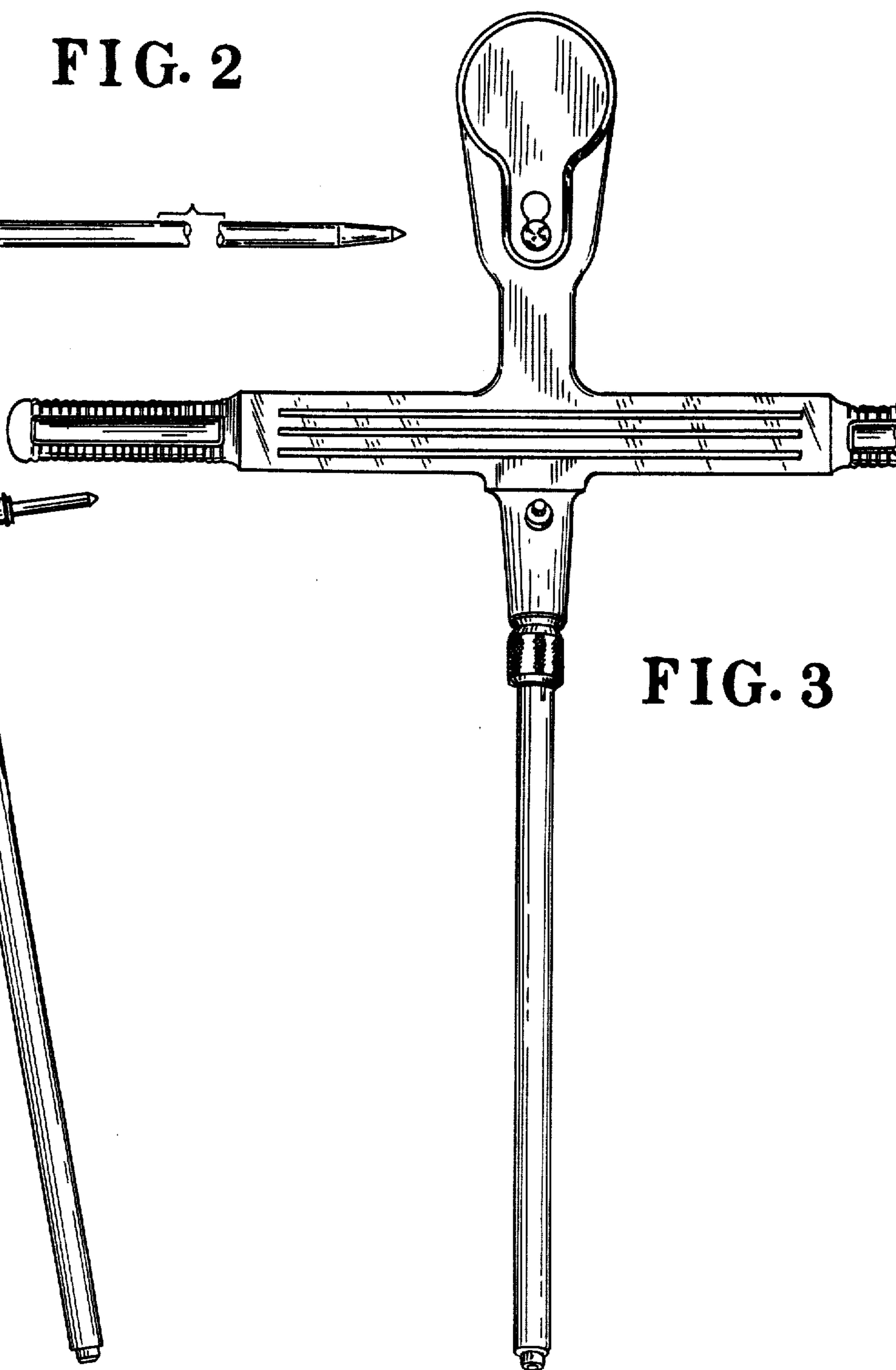


FIG. 1

**FIG. 2**



**FIG. 3**



**FIG. 4**

