

[54] **LINEAR ANASTOMOSIS STAPLER**
 [75] Inventors: **David T. Green, Norwalk; Paul O. Rawson, Easton; Richard Yagami, Bridgewater, all of Conn.**
 [73] Assignee: **United States Surgical Corporation, Norwalk, Conn.**

3,490,675	1/1970	Green	227/19
3,499,591	3/1970	Green	227/76
4,109,844	8/1978	Becht	227/19
4,204,623	5/1980	Green	227/19
4,319,576	3/1982	Rothfuss	128/305
4,350,160	9/1982	Kolesov et al.	128/334 R
4,354,628	10/1982	Green	227/19

[**] Term: **14 Years**
 [21] Appl. No.: **270,274**
 [22] Filed: **Jun. 3, 1981**

FOREIGN PATENT DOCUMENTS

888868	12/1971	Canada
927936	6/1963	United Kingdom
173878	9/1965	U.S.S.R.

[30] **Foreign Application Priority Data**
 Jan. 9, 1981 [AU] Australia 83,124
 Jan. 9, 1981 [AU] Australia 83,125
 May 12, 1981 [CA] Canada 12-05-81-4

Primary Examiner—Bernard Ansher
Attorney, Agent, or Firm—John E. Nathan; Stephen P. Gilbert

[51] Int. Cl. **D24-02**
 [52] U.S. Cl. **D24/26; D24/27; D8/49**
 [58] Field of Search **D24/26, 27; D8/49; 128/334 R, 305; 227/19, DIG. 1, 156, 129, 134, 120, 110, 127, 76**

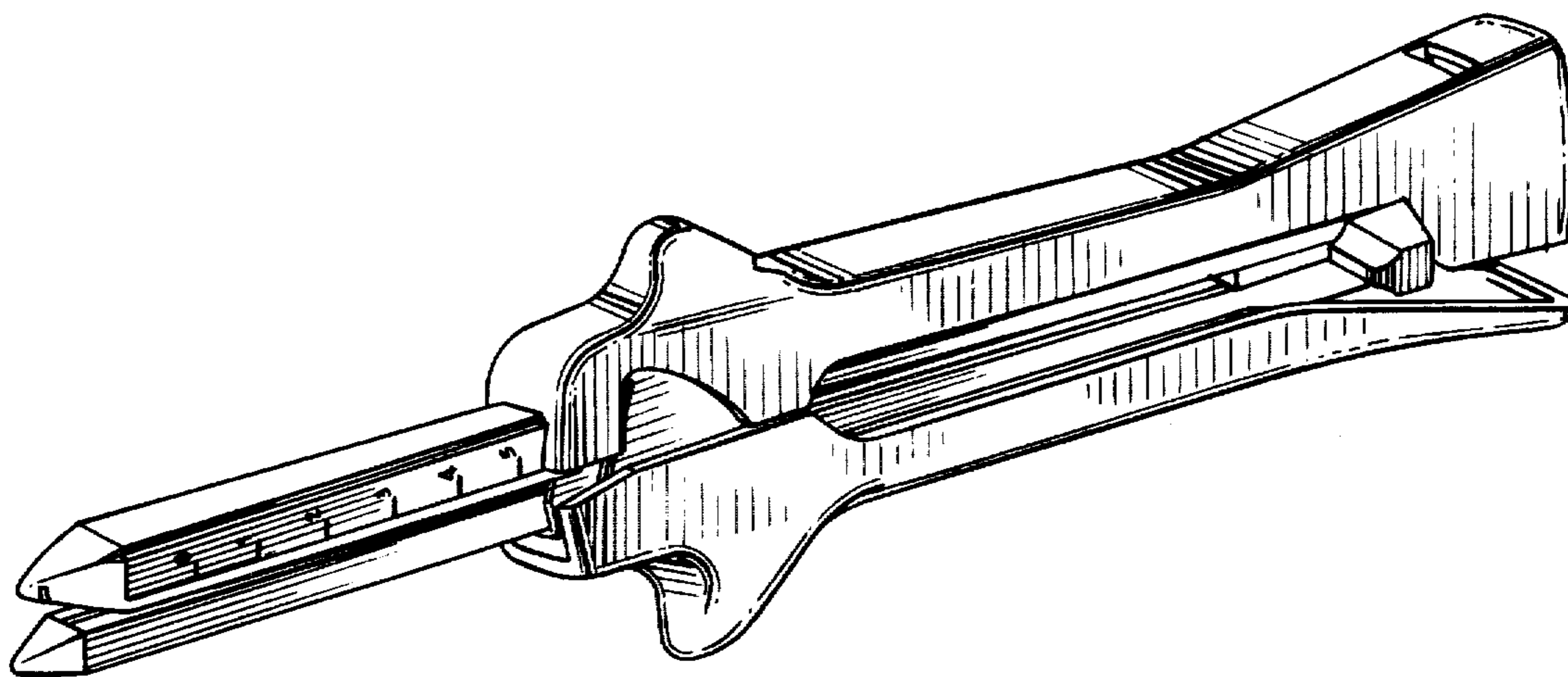
[57] **CLAIM**

The ornamental design for a linear anastomosis stapler, as shown and described.

[56] **References Cited**
U.S. PATENT DOCUMENTS
 D. 168,517 12/1952 Marano D8/49
 D. 195,591 7/1963 Sage et al. D8/49
 3,079,606 3/1963 Bobrov 1/120
 3,482,428 12/1969 Kapitanov 72/410

DESCRIPTION

FIG. 1 is a side perspective view of a linear anastomosis stapler, showing our new design;
 FIG. 2 is a side elevation thereof;
 FIG. 3 is an elevation as seen from the side opposite FIG. 2;
 FIG. 4 is a top plan view;
 FIG. 5 is a bottom plan view;
 FIG. 6 is an elevation as seen from the left of FIG. 2; and
 FIG. 7 is an elevation as seen from the right of FIG. 2.



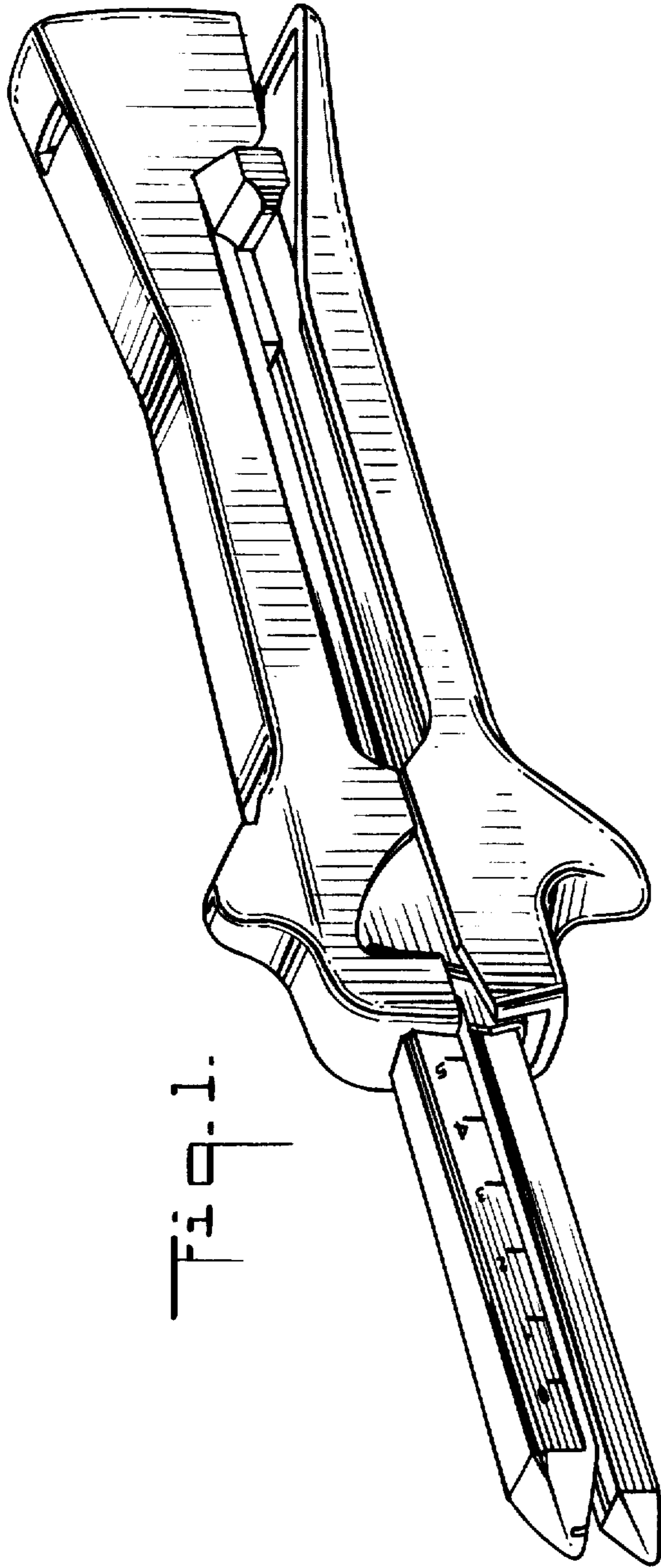
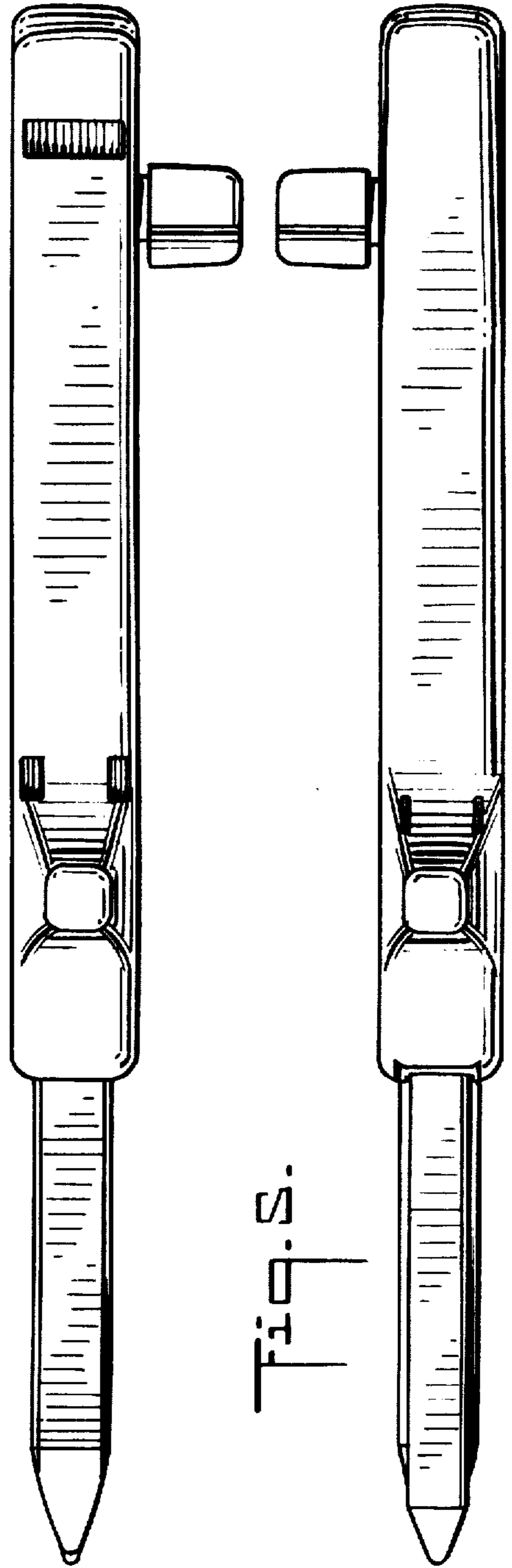


Fig. 4.



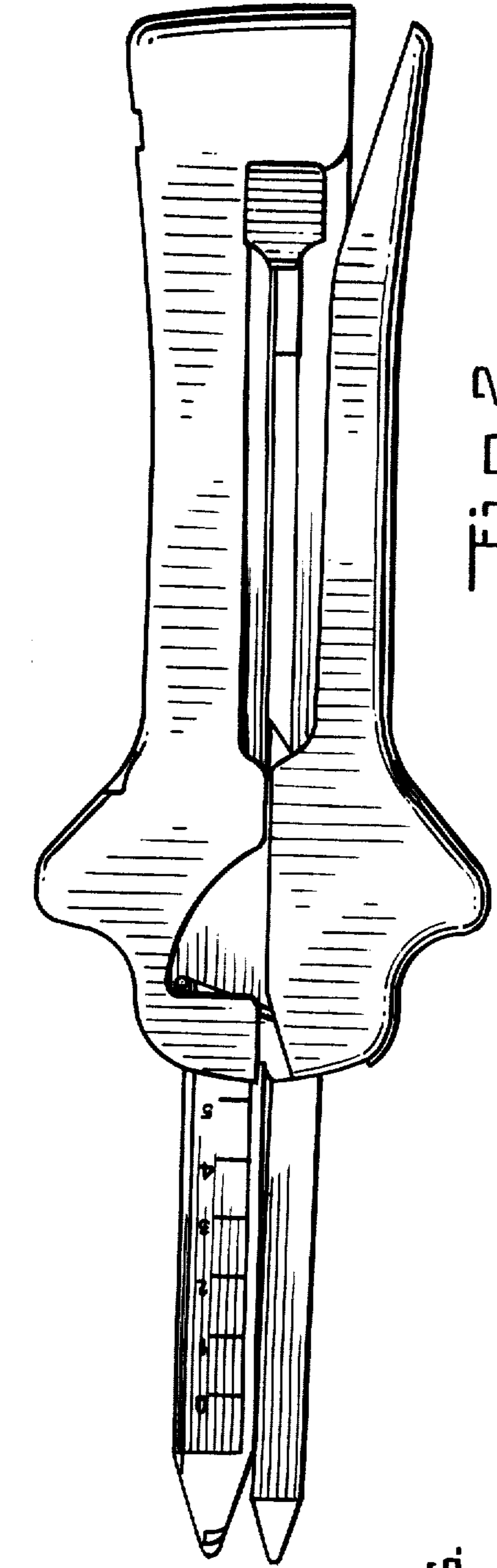


Fig. 2.

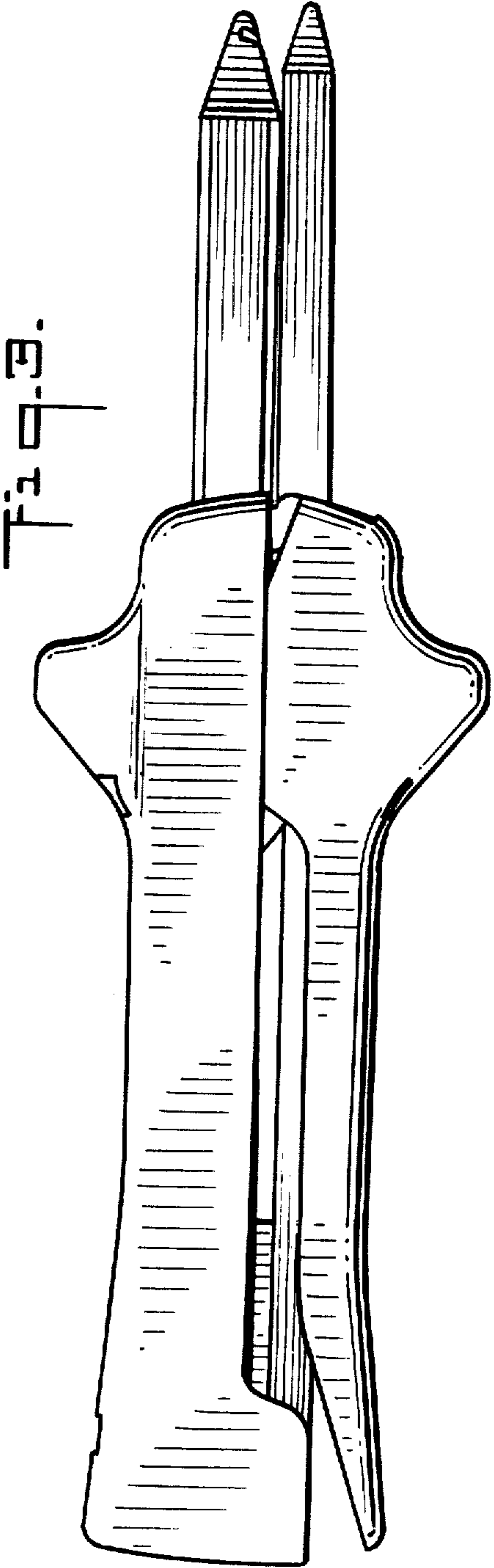


Fig. 3.

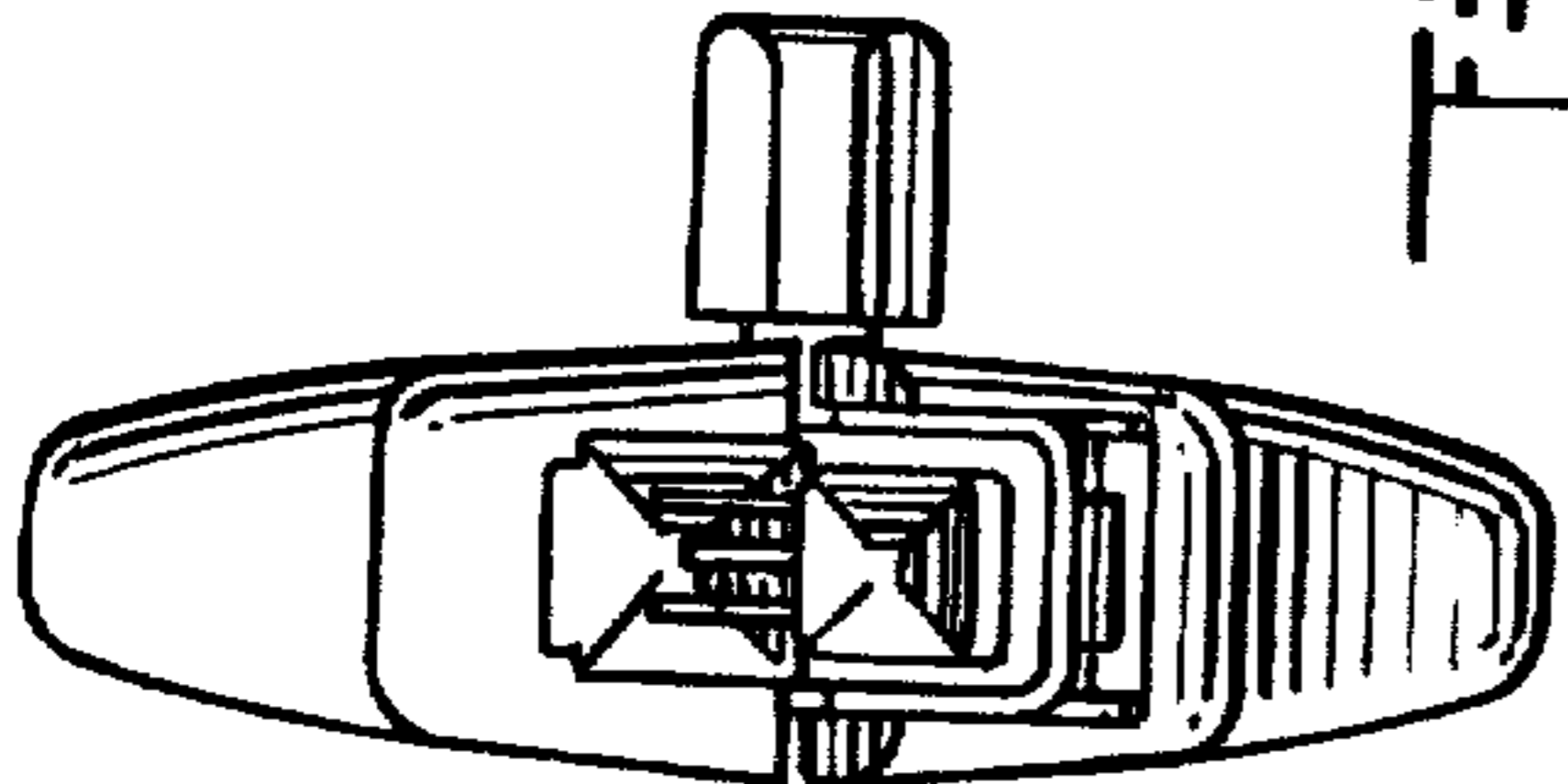


Fig. 6.




Fig. 7.